

## **Tillamook County Assessment and Taxation**

Land of Cheese, Trees and Ocean Breeze

201 Laurel Avenue  
Tillamook, OR 97141  
Telephone: 503-842-3400  
Fax: 503-842-3448  
800-488-8280 X4002  
[www.co.tillamook.or.us](http://www.co.tillamook.or.us)

July 31, 2012

Attached you will find Audit Packet information for the 2011-12 fiscal year. You may also need to request other information from the County Treasurer. Our portion of the packet includes the following:


1. Letter of taxes collected.
2. Summary of property tax collections.
3. Tax distribution by year.
4. Table 8 - Net taxes to be collected.
5. Table 4a - Detail of taxing district levies.

If you need additional information, feel free to contact our office at the numbers referenced in our letterhead.

Sincerely,

Rose Harris  
Chief Deputy Tax Collector /

Denise Vandecouvering  
Tax Collector



## **Tillamook County Assessment and Taxation**

Land of Cheese, Trees and Ocean Breeze

201 Laurel Avenue  
Tillamook, OR 97141  
Telephone: 503-842-3400  
Fax: 503-842-3448  
www.co.tillamook.or.us

July 31, 2012

Herewith is the amount of taxes collected and turned over to the treasurer each month for the fiscal year July 1, 2011 to June 30, 2012.

<b>MONTH</b>	<b>AMOUNT</b>
July 2011	253,552.91
August	409,286.01
September	237,813.90
October	782,365.51
November	36,639,063.76
December	723,104.46
January 2012	316,162.13
February	2,129,386.30
March	321,501.92
April	311,916.03
May	2,095,004.41
June	548,003.89
	<u><u>\$44,767,161.23</u></u>

I certify that the foregoing figures are correct as a summary of the transactions for the fiscal year ending June 30, 2012.

Rose Harris  
Chief Deputy Tax Collector/  
Denise Vandecouvering  
Tax Collector

**SUMMARY OF RECEIPTS**  
**Fiscal Year: 2011-12**

	TAXES 201-3002-088	CATF 2338 110-3008-099	CATF 2049 110-3008-089	PRE-PAID 150-3007-087	TOTAL COLLECTED	RETURNED CHECKS	REFUNDS	DEBIT ADJ'S	CREDIT ADJ'S	BALANCE
<b>2011</b>										
JULY	\$254,085.47	\$7,720.78	\$1,658.87	\$1,195.27	\$264,660.39	\$9,249.02	\$0.00	\$0.00	\$0.00	\$264,660.39
AUGUST	\$415,489.31	\$22,277.64	\$4,817.44	\$3,668.17	\$446,252.56	\$0.00	\$3,765.22	\$0.00	\$0.00	\$442,487.34
SEPTEMBER	\$243,364.26	\$11,228.90	\$2,392.52	\$1,227.81	\$258,213.49	\$0.00	\$4,115.96	\$0.95	\$0.95	\$254,097.53
FIRST QUARTER TOTAL	\$912,939.04	\$41,227.32	\$8,868.83	\$6,091.25	\$969,126.44	\$9,249.02	\$7,881.18	\$0.95	\$0.95	\$961,245.26
OCTOBER	\$770,202.45	\$4,627.19	\$979.29	\$534.92	\$776,343.85	\$0.00	\$0.00	\$0.97	\$168.00	\$776,176.82
NOVEMBER	\$36,643,548.43	\$13,979.30	\$2,966.60	\$0.00	\$36,660,494.33	\$30,794.22	\$1,184.28	\$0.00	\$0.00	\$36,659,310.05
DECEMBER	\$735,784.50	\$6,255.82	\$1,315.85	\$9,480.70	\$752,836.87	\$5,834.95	\$12,066.11	\$627.08	\$196.63	\$741,201.21
SECOND QUARTER TOTAL	\$38,149,535.38	\$24,862.31	\$5,261.74	\$10,015.62	\$38,189,675.05	\$36,629.17	\$13,250.39	\$628.05	\$364.63	\$38,176,688.08
<b>2012</b>										
JANUARY	\$375,839.96	\$5,615.50	\$1,190.90	\$0.00	\$382,646.36	\$0.00	\$52,498.65	\$0.00	\$6,824.49	\$323,323.22
FEBRUARY	\$2,130,611.93	\$9,403.91	\$1,983.17	\$1,166.81	\$2,143,165.82	\$3,316.17	\$7,513.96	\$0.00	(\$6,824.49)	\$2,142,476.35
MARCH	\$324,056.80	\$7,512.22	\$1,587.57	\$0.00	\$333,156.59	\$5,940.35	\$2,053.87	\$0.00	\$0.00	\$331,102.72
THIRD QUARTER TOTAL	\$2,830,508.69	\$22,531.63	\$4,761.64	\$1,166.81	\$2,858,968.77	\$9,256.52	\$62,066.48	\$0.00	\$0.00	\$2,796,902.29
APRIL	\$312,236.38	\$11,065.20	\$2,346.78	\$319.00	\$325,967.36	\$0.00	\$0.00	\$0.00	\$0.00	\$325,967.36
MAY	\$2,095,074.41	\$19,977.33	\$4,227.07	\$24.83	\$2,119,303.64	\$16,276.03	\$0.00	\$0.00	\$0.00	\$2,119,303.64
JUNE	\$566,805.44	\$19,194.96	\$4,032.53	\$1,383.62	\$591,416.55	\$1,120.00	\$18,731.55	\$0.00	\$0.00	\$572,685.00
FOURTH QUARTER TOTAL	\$2,974,116.23	\$50,237.49	\$10,606.38	\$1,727.45	\$3,036,687.55	\$17,396.03	\$18,731.55	\$0.00	\$0.00	\$3,017,956.00
<b>SUBTOTALS</b>										
1ST	\$912,939.04	\$41,227.32	\$8,868.83	\$6,091.25	\$969,126.44	\$9,249.02	\$7,881.18	\$0.95	\$0.95	\$961,245.26
2ND	\$38,149,535.38	\$24,862.31	\$5,261.74	\$10,015.62	\$38,189,675.05	\$36,629.17	\$13,250.39	\$628.05	\$364.63	\$38,176,688.08
3RD	\$2,974,116.23	\$22,531.63	\$4,761.64	\$1,166.81	\$2,858,968.77	\$9,256.52	\$62,066.48	\$0.00	\$0.00	\$2,796,902.29
4TH	\$2,974,116.23	\$50,237.49	\$10,606.38	\$1,727.45	\$3,036,687.55	\$17,396.03	\$18,731.55	\$0.00	\$0.00	\$3,017,956.00
<b>TOTAL</b>	<b>\$45,010,706.88</b>	<b>\$138,858.75</b>	<b>\$29,498.59</b>	<b>\$19,001.13</b>	<b>\$45,054,457.81</b>	<b>\$72,530.74</b>	<b>\$101,929.60</b>	<b>\$629.00</b>	<b>\$365.58</b>	<b>\$44,952,791.63</b>
						minus	PREPAY JAN 2011 TO JUNE 2012			(\$19,001.13)
						plus	PREPAY POSTED w/ refunds & adj_OCT 2011			\$13,275.20
							shortage NOV 2011			\$500.30
							<b>ACTIVITY SUMMARY TOTAL</b>			<u><u>\$44,947,566.00</u></u>

RECAP OF MONTHLY DISTRIBUTIONS

FISCAL YEAR: 2011-12

TAX YEAR	2011-12	2010-11	2009-10	2008-09	2007-08	2006-07	2005-06	PRIOR YEARS	TOTALS
<b>DISTRIBUTION</b>									
<b>2011</b>									
JULY	0.00	182,509.06	31,970.11	14,339.49	24,734.25	0.00	0.00	0.00	\$253,552.91
AUGUST	0.00	185,827.15	60,612.84	44,057.37	117,578.98	1,209.67	0.00	0.00	\$409,286.01
SEPTEMBER	0.00	110,295.45	60,480.29	59,050.09	7,425.00	267.31	295.76	0.00	\$237,813.90
FIRST QUARTER TOTAL	\$0.00	\$478,631.66	\$153,063.24	\$117,446.95	\$149,738.23	\$1,476.98	\$295.76	\$0.00	\$900,652.82
OCT -PRE-COLLECTIONS	13,275.88	0.00	0.00	0.00	0.00	0.00	0.00	0.00	\$13,275.88
OCTOBER	648,342.79	81,271.19	26,370.51	8,713.66	4,391.48	0.00	0.00	0.00	\$769,089.63
NOVEMBER 1-5	6,219,335.93	14,665.86	7,118.52	13,733.49	1,021.46	0.00	0.00	0.00	\$6,255,875.26
NOVEMBER 8-12	11,312,602.20	41,767.89	15,941.13	6,470.02	89.05	0.00	4.28	0.00	\$11,376,874.57
NOVEMBER 15-19	14,320,245.50	65,195.56	22,900.42	13,524.43	14,950.79	0.00	0.00	0.00	\$14,436,816.70
NOVEMBER 22-30	4,503,704.55	40,018.92	14,076.88	11,693.25	3.63	0.00	0.00	0.00	\$4,569,497.23
DECEMBER	613,595.99	61,161.72	34,409.67	11,220.93	1,406.61	1,309.54	0.00	0.00	\$723,104.46
SECOND QUARTER TOTAL	\$37,631,102.84	\$304,081.14	\$120,817.13	\$65,355.78	\$21,863.02	\$1,309.54	\$4.28	\$0.00	\$38,144,533.73
<b>2012</b>									
JANUARY	237,664.25	24,464.05	26,859.24	26,410.61	724.75	39.23	0.00	0.00	\$316,162.13
FEBRUARY	2,006,276.38	51,263.96	30,463.76	38,374.94	1,528.11	1,439.79	39.36	0.00	\$2,129,386.30
MARCH	216,959.64	42,620.66	36,833.93	23,781.51	694.53	611.65	0.00	0.00	\$321,501.92
THIRD QUARTER TOTAL	\$2,460,900.27	\$118,348.67	\$94,156.93	\$88,567.06	\$2,947.39	\$2,090.67	\$39.36	\$0.00	\$2,767,050.35
APRIL	169,542.96	48,125.41	36,887.28	56,547.64	771.90	0.00	0.00	40.84	\$311,916.03
MAY	1,862,814.91	73,633.10	68,346.29	90,078.70	90.51	0.00	0.00	40.90	\$2,095,004.41
JUNE	299,046.07	143,770.30	36,841.93	68,318.56	27.03	0.00	0.00	0.00	\$548,003.89
FOURTH QUARTER TOTAL	\$2,331,403.94	\$265,528.81	\$142,075.50	\$214,944.90	\$889.44	\$0.00	\$0.00	\$81.74	\$2,954,924.33
1ST QTR	0.00	478,631.66	153,063.24	117,446.95	149,738.23	1,476.98	295.76	0.00	\$900,652.82
2ND QTR	37,631,102.84	304,081.14	120,817.13	65,355.78	21,863.02	1,309.54	4.28	0.00	\$38,144,533.73
3RD QTR	2,460,900.27	118,348.67	94,156.93	88,567.06	2,947.39	2,090.67	39.36	0.00	\$2,767,050.35
4TH QTR	2,331,403.94	265,528.81	142,075.50	214,944.90	889.44	0.00	0.00	81.74	\$2,954,924.33 OK
YEARLY TOTAL	\$42,423,407.05	\$1,166,590.28	\$510,112.80	\$486,314.69	\$175,438.08	\$4,877.19	\$339.40	\$81.74	\$44,767,161.23

**SUMMARY OF DISTRIBUTION TAX YEAR**

**2011-12**

FISCAL YEAR: 2011-12

	TOTAL COLLECTED	SERVICE FEES	CATF 2338	CATF 2049	TOTAL DISTRIBUTED
<b>DISTRIBUTION</b>					
<b>2011</b>					
JULY	0.00	0.00	0.00	0.00	0.00
AUGUST	0.00	0.00	0.00	0.00	0.00
SEPTEMBER	0.00	0.00	0.00	0.00	0.00
<b>FIRST QUARTER TOTAL</b>	<b>\$0.00</b>	<b>\$0.00</b>	<b>\$0.00</b>	<b>\$0.00</b>	<b>\$0.00</b>
OCTOBER - Prepays	13,276.17	0.00	0.24	0.05	\$13,275.88
OCTOBER	648,342.79	0.00	0.00	0.00	\$648,342.79
NOVEMBER 1-5	6,219,335.93	0.00	0.00	0.00	\$6,219,335.93
NOVEMBER 8-12	11,312,637.20	35.00	0.00	0.00	\$11,312,602.20
NOVEMBER 15-19	14,320,386.74	70.00	59.21	12.03	\$14,320,245.50
NOVEMBER 22-30	4,504,466.36	105.00	545.62	111.19	\$4,503,704.55
DECEMBER	615,238.68	315.00	1,102.89	224.80	\$613,595.99
<b>SECOND QUARTER TOTAL</b>	<b>\$37,633,683.87</b>	<b>\$525.00</b>	<b>\$1,707.72</b>	<b>\$348.02</b>	<b>\$37,631,102.84</b>
<b>2012</b>					
JANUARY	238,563.21	70.00	688.29	140.67	237,664.25
FEBRUARY	2,008,587.53	35.00	1,889.86	386.29	2,006,276.38
MARCH	218,376.54	70.00	1,118.11	228.79	216,959.64
<b>THIRD QUARTER TOTAL</b>	<b>\$2,465,527.28</b>	<b>\$175.00</b>	<b>\$3,696.26</b>	<b>\$755.75</b>	<b>\$2,460,900.27</b>
APRIL	170,801.40	0.00	1,044.44	214.00	169,542.96
MAY	1,866,717.98	70.00	3,181.68	651.39	1,862,814.91
JUNE	302,907.04	35.00	3,174.92	651.05	299,046.07
<b>FOURTH QUARTER TOTAL</b>	<b>\$2,340,426.42</b>	<b>\$105.00</b>	<b>\$7,401.04</b>	<b>\$1,516.44</b>	<b>\$2,331,403.94</b>
1ST QTR	0.00	0.00	0.00	0.00	0.00
2ND QTR	37,633,683.87	525.00	1,707.72	348.02	37,631,102.84
3RD QTR	2,465,527.28	175.00	3,696.26	755.75	2,460,900.27
4TH QTR	2,340,426.42	105.00	7,401.04	1,516.44	2,331,403.94
<b>YEARLY TOTALS</b>	<b>\$42,439,637.57</b>	<b>\$805.00</b>	<b>\$12,805.02</b>	<b>\$2,620.21</b>	<b>\$42,423,407.05</b>

SUMMARY OF DISTRIBUTION TAX YEAR  
FISCAL YEAR: 2011-12

2010-11

	TOTAL COLLECTED	SERVICE FEES	CATF 2338	CATF 2049	TOTAL DISTRIBUTED
<b>DISTRIBUTION</b>					
<b>2011</b>					
JULY	186,104.91	395.05	2,653.67	547.13	182,509.06
AUGUST	190,601.66	252.00	3,749.26	773.25	185,827.15
SEPTEMBER	113,235.84	0.00	2,437.75	502.64	110,295.45
<b>FIRST QUARTER TOTAL</b>	<b>\$489,942.41</b>	<b>\$647.05</b>	<b>\$8,840.68</b>	<b>\$1,823.02</b>	<b>\$478,631.66</b>
OCTOBER	83,630.14	0.00	1,955.66	403.29	81,271.19
NOVEMBER 1-5	15,144.10	0.00	396.45	81.79	14,665.86
NOVEMBER 8-12	43,061.88	0.00	1,072.70	221.29	41,767.89
NOVEMBER 15-19	67,394.00	84.00	1,752.88	361.56	65,195.56
NOVEMBER 22-30	41,370.12	0.00	1,120.08	231.12	40,018.92
DECEMBER	63,507.90	84.00	1,875.26	386.92	61,161.72
<b>SECOND QUARTER TOTAL</b>	<b>\$314,108.14</b>	<b>\$168.00</b>	<b>\$8,173.03</b>	<b>\$1,685.97</b>	<b>\$304,081.14</b>
<b>2012</b>					
JANUARY	25,473.57	0.00	836.93	172.59	24,464.05
FEBRUARY	53,481.95	0.00	1,838.74	379.25	51,263.96
MARCH	44,695.79	119.00	1,621.55	334.58	42,620.66
<b>THIRD QUARTER TOTAL</b>	<b>\$123,651.31</b>	<b>\$119.00</b>	<b>\$4,297.22</b>	<b>\$886.42</b>	<b>\$118,348.67</b>
APRIL	50,651.30	84.00	2,024.26	417.63	48,125.41
MAY	77,530.62	0.00	3,230.84	666.68	73,633.10
JUNE	151,799.88	0.00	6,655.77	1,373.81	143,770.30
<b>FOURTH QUARTER TOTAL</b>	<b>\$279,981.80</b>	<b>\$84.00</b>	<b>\$11,910.87</b>	<b>\$2,458.12</b>	<b>\$265,528.81</b>
1ST QTR	489,942.41	647.05	8,840.68	1,823.02	478,631.66
2ND QTR	314,108.14	168.00	8,173.03	1,685.97	304,081.14
3RD QTR	123,651.31	119.00	4,297.22	886.42	118,348.67
4TH QTR	279,981.80	84.00	11,910.87	2,458.12	265,528.81
<b>YEARLY TOTALS</b>	<b>\$1,207,683.66</b>	<b>\$1,018.05</b>	<b>\$33,221.80</b>	<b>\$6,853.53</b>	<b>\$1,166,590.28</b>

**SUMMARY OF DISTRIBUTION TAX YEAR**  
**FISCAL YEAR: 2011-12**

**2009-10**

	TOTAL COLLECTED	SERVICE FEES	CATF 2338	CATF 2049	TOTAL DISTRIBUTED
<b>DISTRIBUTION</b>					
<b>2011</b>					
JULY	33,905.39	84.00	1,522.88	328.40	31,970.11
AUGUST	64,480.38	0.00	3,183.51	684.03	60,612.84
SEPTEMBER	64,451.68	0.00	3,269.01	702.38	60,480.29
<b>FIRST QUARTER TOTAL</b>	<b>\$162,837.45</b>	<b>\$84.00</b>	<b>\$7,975.40</b>	<b>\$1,714.81</b>	<b>\$153,063.24</b>
OCTOBER	28,179.65	0.00	1,489.18	319.96	26,370.51
NOVEMBER 1-5	7,614.32	0.00	408.10	87.70	7,118.52
NOVEMBER 8-12	17,063.02	0.00	923.47	198.42	15,941.13
NOVEMBER 15-19	24,544.29	0.00	1,353.17	290.70	22,900.42
NOVEMBER 22-30	15,096.84	0.00	839.56	180.40	14,076.88
DECEMBER	36,960.93	0.00	2,100.01	451.25	34,409.67
<b>SECOND QUARTER TOTAL</b>	<b>\$129,459.05</b>	<b>\$0.00</b>	<b>\$7,113.49</b>	<b>\$1,528.43</b>	<b>\$120,817.13</b>
<b>2012</b>					
JANUARY	28,929.92	0.00	1,704.46	366.22	26,859.24
FEBRUARY	32,884.60	0.00	1,992.71	428.13	30,463.76
MARCH	39,849.60	0.00	2,482.33	533.34	36,833.93
<b>THIRD QUARTER TOTAL</b>	<b>\$101,664.12</b>	<b>\$0.00</b>	<b>\$6,179.50</b>	<b>\$1,327.69</b>	<b>\$94,156.93</b>
APRIL	40,027.98	0.00	2,585.22	555.48	36,887.28
MAY	74,411.29	0.00	4,992.39	1,072.61	68,346.29
JUNE	40,108.70	0.00	2,689.05	577.72	36,841.93
<b>FOURTH QUARTER TOTAL</b>	<b>\$154,547.97</b>	<b>\$0.00</b>	<b>\$10,266.66</b>	<b>\$2,205.81</b>	<b>\$142,075.50</b>
1ST QTR	162,837.45	84.00	7,975.40	1,714.81	153,063.24
2ND QTR	129,459.05	0.00	7,113.49	1,528.43	120,817.13
3RD QTR	101,664.12	0.00	6,179.50	1,327.69	94,156.93
4TH QTR	154,547.97	0.00	10,266.66	2,205.81	142,075.50
<b>YEARLY TOTALS</b>	<b>\$548,508.59</b>	<b>\$84.00</b>	<b>\$31,535.05</b>	<b>\$6,776.74</b>	<b>\$510,112.80</b>

**SUMMARY OF DISTRIBUTION TAX YEAR**  
**FISCAL YEAR: 2011-12**

**2008-09**

	<b>TOTAL COLLECTED</b>	<b>SERVICE FEES</b>	<b>CATF 2338</b>	<b>CATF 2049</b>	<b>TOTAL DISTRIBUTED</b>
<b>DISTRIBUTION</b>					
<b>2011</b>					
JULY	15,685.30	0.00	1,107.05	238.76	14,339.49
AUGUST	48,271.20	0.00	3,470.59	743.24	44,057.37
SEPTEMBER	64,823.96	35.00	4,726.37	1,012.50	59,050.09
<b>FIRST QUARTER TOTAL</b>	<b>\$128,780.46</b>	<b>\$35.00</b>	<b>\$9,304.01</b>	<b>\$1,994.50</b>	<b>\$117,446.95</b>
OCTOBER	9,593.50	0.00	724.68	155.16	8,713.66
NOVEMBER 1-5	15,120.16	0.00	1,142.06	244.61	13,733.49
NOVEMBER 8-12	7,108.69	0.00	525.98	112.69	6,470.02
NOVEMBER 15-19	14,907.18	0.00	1,138.83	243.92	13,524.43
NOVEMBER 22-30	12,912.54	0.00	1,004.20	215.09	11,693.25
DECEMBER	12,359.28	0.00	937.58	200.77	11,220.93
<b>SECOND QUARTER TOTAL</b>	<b>\$72,001.35</b>	<b>\$0.00</b>	<b>\$5,473.33</b>	<b>\$1,172.24</b>	<b>\$65,355.78</b>
<b>2012</b>					
JANUARY	29,230.16	0.00	2,322.12	497.43	26,410.61
FEBRUARY	42,519.24	0.00	3,413.21	731.09	38,374.94
MARCH	26,423.80	0.00	2,176.20	466.09	23,781.51
<b>THIRD QUARTER TOTAL</b>	<b>\$98,173.20</b>	<b>\$0.00</b>	<b>\$7,911.53</b>	<b>\$1,694.61</b>	<b>\$88,567.06</b>
APRIL	63,009.24	0.00	5,321.64	1,139.96	56,547.64
MAY	100,465.76	0.00	8,554.55	1,832.51	90,078.70
JUNE	76,455.02	35.00	6,672.18	1,429.28	68,318.56
<b>FOURTH QUARTER TOTAL</b>	<b>\$239,930.02</b>	<b>\$35.00</b>	<b>\$20,548.37</b>	<b>\$4,401.75</b>	<b>\$214,944.90</b>
1ST QTR	128,780.46	35.00	9,304.01	1,994.50	117,446.95
2ND QTR	72,001.35	0.00	5,473.33	1,172.24	65,355.78
3RD QTR	98,173.20	0.00	7,911.53	1,694.61	88,567.06
4TH QTR	239,930.02	35.00	20,548.37	4,401.75	214,944.90
<b>YEARLY TOTALS</b>	<b>\$538,885.03</b>	<b>\$70.00</b>	<b>\$43,237.24</b>	<b>\$9,263.10</b>	<b>\$486,314.69</b>



**SUMMARY OF DISTRIBUTION TAX YEAR**

**2007-08**

FISCAL YEAR: 2011-12

	TOTAL COLLECTED	SERVICE FEES	CATF 2338	CATF 2049	TOTAL DISTRIBUTED
<b>DISTRIBUTION</b>					
<b>2011</b>					
JULY	27,769.52	53.51	2,437.18	544.58	24,734.25
AUGUST	133,828.19	1,905.09	11,753.13	2,590.99	117,578.98
SEPTEMBER	9,491.98	1,150.89	750.65	165.44	7,425.00
<b>FIRST QUARTER TOTAL</b>	<b>\$171,089.69</b>	<b>\$3,109.49</b>	<b>\$14,940.96</b>	<b>\$3,301.01</b>	<b>\$149,738.23</b>
OCTOBER	5,894.85	945.11	457.43	100.83	4,391.48
NOVEMBER 1-5	1,533.05	383.68	104.82	23.09	1,021.46
NOVEMBER 8-12	100.00	0.00	8.98	1.97	89.05
NOVEMBER 15-19	19,957.81	3,076.01	1,582.19	348.82	14,950.79
NOVEMBER 22-30	51.12	47.00	0.40	0.09	3.63
DECEMBER	1,544.66	0.00	113.12	24.93	1,406.61
<b>SECOND QUARTER TOTAL</b>	<b>\$29,081.49</b>	<b>\$4,451.80</b>	<b>\$2,266.94</b>	<b>\$499.73</b>	<b>\$21,863.02</b>
<b>2012</b>					
JANUARY	798.05	0.00	60.08	13.22	724.75
FEBRUARY	1,679.25	0.00	123.85	27.29	1,528.11
MARCH	762.96	0.00	56.07	12.36	694.53
<b>THIRD QUARTER TOTAL</b>	<b>\$3,240.26</b>	<b>\$0.00</b>	<b>\$240.00</b>	<b>\$52.87</b>	<b>\$2,947.39</b>
APRIL	1,108.44	236.35	82.10	18.09	771.90
MAY	103.16	0.00	10.38	2.27	90.51
JUNE	30.74	0.00	3.04	0.67	27.03
<b>FOURTH QUARTER TOTAL</b>	<b>\$1,242.34</b>	<b>\$236.35</b>	<b>\$95.52</b>	<b>\$21.03</b>	<b>\$889.44</b>
1ST QTR	171,089.69	3,109.49	14,940.96	3,301.01	149,738.23
2ND QTR	29,081.49	4,451.80	2,266.94	499.73	21,863.02
3RD QTR	3,240.26	0.00	240.00	52.87	2,947.39
4TH QTR	1,242.34	236.35	95.52	21.03	889.44
<b>YEARLY TOTALS</b>	<b>\$204,653.78</b>	<b>\$7,797.64</b>	<b>\$17,543.42</b>	<b>\$3,874.64</b>	<b>\$175,438.08</b>

**SUMMARY OF DISTRIBUTION TAX YEAR**

**2006-07**

FISCAL YEAR: 2011-12

	TOTAL COLLECTED	SERVICE FEES	CATF 2338	CATF 2049	TOTAL DISTRIBUTED
<b>DISTRIBUTION</b>					
<b>2011</b>					
JULY	0.00	0.00	0.00	0.00	0.00
AUGUST	1,637.74	280.99	121.15	25.93	1,209.67
SEPTEMBER	290.28	0.00	18.92	4.05	267.31
<b>FIRST QUARTER TOTAL</b>	<b>\$1,928.02</b>	<b>\$280.99</b>	<b>\$140.07</b>	<b>\$29.98</b>	<b>\$1,476.98</b>
OCTOBER	0.00	0.00	0.00	0.00	0.00
NOVEMBER 1-5	0.00	0.00	0.00	0.00	0.00
NOVEMBER 8-12	0.00	0.00	0.00	0.00	0.00
NOVEMBER 15-19	0.00	0.00	0.00	0.00	0.00
NOVEMBER 22-30	0.00	0.00	0.00	0.00	0.00
DECEMBER	2,109.06	645.38	126.96	27.18	1,309.54
<b>SECOND QUARTER TOTAL</b>	<b>\$2,109.06</b>	<b>\$645.38</b>	<b>\$126.96</b>	<b>\$27.18</b>	<b>\$1,309.54</b>
<b>2012</b>					
JANUARY	328.31	284.69	3.62	0.77	39.23
FEBRUARY	2,110.87	501.16	139.97	29.95	1,439.79
MARCH	994.03	312.01	57.96	12.41	611.65
<b>THIRD QUARTER TOTAL</b>	<b>\$3,433.21</b>	<b>\$1,097.86</b>	<b>\$201.55</b>	<b>\$43.13</b>	<b>\$2,090.67</b>
APRIL	0.00	0.00	0.00	0.00	0.00
MAY	0.00	0.00	0.00	0.00	0.00
JUNE	0.00	0.00	0.00	0.00	0.00
<b>FOURTH QUARTER TOTAL</b>	<b>\$0.00</b>	<b>\$0.00</b>	<b>\$0.00</b>	<b>\$0.00</b>	<b>\$0.00</b>
1ST QTR	1,928.02	280.99	140.07	29.98	1,476.98
2ND QTR	2,109.06	645.38	126.96	27.18	1,309.54
3RD QTR	3,433.21	1,097.86	201.55	43.13	2,090.67
4TH QTR	0.00	0.00	0.00	0.00	0.00
<b>YEARLY TOTALS</b>	<b>\$7,470.29</b>	<b>\$2,024.23</b>	<b>\$468.58</b>	<b>\$100.29</b>	<b>\$4,877.19</b>

**SUMMARY OF DISTRIBUTION TAX YEAR**

**2005-06**

FISCAL YEAR: 2011-12

	TOTAL COLLECTED	SERVICE FEES	CATF 2338	CATF 2049	TOTAL DISTRIBUTED
<b>DISTRIBUTION</b>					
<b>2011</b>					
JULY	0.00	0.00	0.00	0.00	0.00
AUGUST	0.00	0.00	0.00	0.00	0.00
SEPTEMBER	575.98	248.51	26.20	5.51	295.76
<b>FIRST QUARTER TOTAL</b>	<b>\$575.98</b>	<b>\$248.51</b>	<b>\$26.20</b>	<b>\$5.51</b>	<b>\$295.76</b>
OCTOBER	0.00	0.00	0.00	0.00	0.00
NOVEMBER	5.00	0.00	0.60	0.12	4.28
DECEMBER	0.00	0.00	0.00	0.00	0.00
<b>SECOND QUARTER TOTAL</b>	<b>\$5.00</b>	<b>\$0.00</b>	<b>\$0.60</b>	<b>\$0.12</b>	<b>\$4.28</b>
<b>2012</b>					
JANUARY	0.00	0.00	0.00	0.00	0.00
FEBRUARY	46.10	0.00	5.57	1.17	39.36
MARCH	0.00	0.00	0.00	0.00	0.00
<b>THIRD QUARTER TOTAL</b>	<b>\$46.10</b>	<b>\$0.00</b>	<b>\$5.57</b>	<b>\$1.17</b>	<b>\$39.36</b>
APRIL	0.00	0.00	0.00	0.00	0.00
MAY	0.00	0.00	0.00	0.00	0.00
JUNE	0.00	0.00	0.00	0.00	0.00
<b>FOURTH QUARTER TOTAL</b>	<b>\$0.00</b>	<b>\$0.00</b>	<b>\$0.00</b>	<b>\$0.00</b>	<b>\$0.00</b>
1ST QTR	575.98	248.51	26.20	5.51	295.76
2ND QTR	5.00	0.00	0.60	0.12	4.28
3RD QTR	46.10	0.00	5.57	1.17	39.36
4TH QTR	0.00	0.00	0.00	0.00	0.00
<b>YEARLY TOTALS</b>	<b>\$627.08</b>	<b>\$248.51</b>	<b>\$32.37</b>	<b>\$6.80</b>	<b>\$339.40</b>

OK

**SUMMARY OF DISTRIBUTION TAX YEAR**

**2004 & PRIOR YEARS**

FISCAL YEAR: 2011-12

	TOTAL COLLECTED	SERVICE FEES	CATF 2338	CATF 2049	TOTAL DISTRIBUTED
<b>DISTRIBUTION</b>					
<b>2011</b>					
JULY	0.00	0.00	0.00	0.00	0.00
AUGUST	0.00	0.00	0.00	0.00	0.00
SEPTEMBER	0.00	0.00	0.00	0.00	0.00
<b>FIRST QUARTER TOTAL</b>	<b>\$0.00</b>	<b>\$0.00</b>	<b>\$0.00</b>	<b>\$0.00</b>	<b>\$0.00</b>
OCTOBER	0.00	0.00	0.00	0.00	0.00
NOVEMBER	0.00	0.00	0.00	0.00	0.00
DECEMBER	0.00	0.00	0.00	0.00	0.00
<b>SECOND QUARTER TOTAL</b>	<b>\$0.00</b>	<b>\$0.00</b>	<b>\$0.00</b>	<b>\$0.00</b>	<b>\$0.00</b>
<b>2012</b>					
JANUARY	0.00	0.00	0.00	0.00	0.00
FEBRUARY	0.00	0.00	0.00	0.00	0.00
MARCH	0.00	0.00	0.00	0.00	0.00
<b>THIRD QUARTER TOTAL</b>	<b>\$0.00</b>	<b>\$0.00</b>	<b>\$0.00</b>	<b>\$0.00</b>	<b>\$0.00</b>
APRIL	50.00	0.00	7.54	1.62	40.84
MAY	50.00	0.00	7.49	1.61	40.90
JUNE	0.00	0.00	0.00	0.00	0.00
<b>FOURTH QUARTER TOTAL</b>	<b>\$100.00</b>	<b>\$0.00</b>	<b>\$15.03</b>	<b>\$3.23</b>	<b>\$81.74</b>
1ST QTR	0.00	0.00	0.00	0.00	0.00
2ND QTR	0.00	0.00	0.00	0.00	0.00
3RD QTR	0.00	0.00	0.00	0.00	0.00
4TH QTR	100.00	0.00	15.03	3.23	81.74
<b>YEARLY TOTALS</b>	<b>\$100.00</b>	<b>\$0.00</b>	<b>\$15.03</b>	<b>\$3.23</b>	<b>\$81.74</b>

FILED

OCT 12 2011

TASSI O'NEIL  
COUNTY CLERK

**TABLE 8 -- SUMMARY OF AMOUNTS TO BE RAISED, NET TAXES TO BE COLLECTED,  
AND ASSESSOR'S CERTIFICATION AND OATH**  
Tax Year 2011-12


ASSESSOR'S CERTIFICATE AND OATH OF TOTAL TAXES AND OTHER CHARGES

County: **TILLAMOOK**


STATE OF OREGON

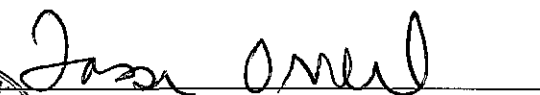
County of TILLAMOOK

I, **DENISE VANDECOEVERING**, being the duly elected, qualified and acting assessor of the above-named county, do solemnly swear that I have diligently and to the best of my ability assessed all property in said county, which by law I am permitted to assess; that I have not willfully or knowingly omitted to assess any person or property, or valued over its assessed value any property or class of property whatever. Pursuant to ORS 311.105, I do hereby certify the assessed valuation, tax levies, special assessments, fees, and charges set forth in the summary herein contained, are true and correct copies of the whole thereof, as the same appears on file in my office and custody.

  
(Assessor's Signature)  
Subscribed and sworn to before me this 12th day of OCTOBER, 2011.

ITEM	AMOUNT
1 Total amount imposed for taxing districts (exclude UR special levies)	\$44,254,838.16
2 Total urban renewal imposed (from division of tax and special levies)	\$284,364.99
3 Additional taxes, penalties, special assessments, fees, and charges imposed	\$889,989.38
4 Total taxes, special assessments, fees, and charges imposed (line 1 + line 2 + line 3)	\$45,429,192.53
5 Less: Nonprofit Housing	\$0.00
6 Less: State Fish and Wildlife	\$0.00
7 Net taxes and assessments to be collected (line 4 - line 5 - line 6)	\$45,429,192.53
8 Total taxes, special assessments, fees & charges extended by district	\$45,617,024.86
9 Total taxes, special assessments, fees & charges extended by account	\$45,617,040.03
10 Gain/(loss) due to individual extension (Line 9 minus Line 8)	\$15.17
11 Loss due to truncation	(\$375.53)
12 Loss due to Measure 5 compression	(\$187,847.50)
<b>Breakdown of taxes, special assessments, fees and charges imposed by property type</b>	
13 Real Property (Include all special assessments entered on real property roll)	\$43,236,231.62
14 Personal property (include late personal property filing penalties)	\$365,600.00
15 Manufactured Structures	\$166,208.59
16 Utilities	\$1,661,152.32
17 TOTAL (Total of lines 13 through 16)	\$45,429,192.53



  
TASSI O'NEIL, COUNTY CLERK  
(Signature and Title of Officer)

Tables prepared by (if other than assessor)	Title	Phone No.	Date
PAULA ARTHUR	CHIEF DEPUTY ASSESSOR	503-842-3400	October 12, 2011

cc: DENISE VANDECOEVERING, Tax Collector  
cc: TASSI O'NEIL, County Clerk

**TAX DISTRIBUTION SCHEDULE**

<b>DISTRICT CODE</b>	<b>DISTRICT NAME</b>	<b>Total to be Received</b>	<b>Percentage Schedule</b>
	<b>TABLE 4a</b>		
1	TILLAMOOK COUNTY	\$7,581,938.89	0.16689578
2	COUNTY LIBRARY	\$2,899,376.36	0.06382188
8	TILLA CNTY LOC OPT AFTER 2001	\$120,927.38	0.00266189
201	SCHOOL DIST 9	\$6,704,969.03	0.14759164
202	SCHOOL 56	\$7,430,755.82	0.16356786
203	NESTUCCA VALLEY #101	\$5,614,901.29	0.12359677
204	SCHOOL 63	\$15,671.86	0.00034497
205	WILLAMETTE ESD	\$929.52	0.00002046
206	NW REGIONAL ESD	\$610,292.89	0.01343394
207	TILLAMOOK BAY CC	\$1,046,812.22	0.02304272
210	SCHOOL DIST 9 BONDS AFTER 2001	\$984,303.94	0.02166677
212	SCHOOL 56 BONDS AFTER 2001	\$1,003,839.46	0.02209679
217	TILLA BAY CC BONDS AFTER 2001	\$690,165.09	0.01519211
301	CITY OF BAY CITY	\$256,650.71	0.00564947
302	CITY OF GARIBALDI	\$268,792.98	0.00591675
303	CITY OF MANZANITA	\$167,955.46	0.00369708
304	CITY OF NEHALEM	\$50,049.45	0.00110170
305	CITY ROCKAWAY BEACH	\$332,175.18	0.00731193
307	CITY OF TILLAMOOK	\$553,534.81	0.01218456
308	CITY OF WHEELER	\$154,936.19	0.00341050
401	GARIBALDI RFD	\$45,486.14	0.00100125
402	NEDONNA RF	\$23,490.58	0.00051708
405	NESTUCCA RFD	\$809,623.77	0.01782166
406	NETARTS-OCEANSIDE RF	\$616,386.78	0.01356808
407	TILLAMOOK FIRE DIST	\$621,298.01	0.01367618
408	CANNONBEACH RFD	\$6,102.31	0.00013433
410	N LINCOLN FIRE & RES	\$18,873.86	0.00041546
414	NEHALEM BAY FIRE & RESCUE	\$975,187.12	0.02146609
420	N LINCOLN FIRE & RES BONDS AFTER 2001	\$4,108.09	0.00009043
501	CLOVERDALE SAN DIST	\$2,317.74	0.00005102
503	NETARTS-OCEANSIDE SD	\$476,910.44	0.01049789
505	PACIFIC CITY JW-SA	\$422,373.45	0.00929740
508	NEH BAY WASTEWATER	\$324,671.74	0.00714676
510	TWIN ROCKS SANITARY DISTRICT	\$0.00	0.00000000
511	NESKOWIN REG SAN AUTH	\$126,329.56	0.00278080
601	BEAVER WD	\$15,567.89	0.00034268
602	CLOVERDALE WD	\$18,845.87	0.00041484
603	FAIRVIEW WATER DIST	\$13,504.89	0.00029727
604	FALCON COVE WD	\$7,398.90	0.00016287
605	NEAH-KAH-NIE WD	\$99,135.42	0.00218220
607	NETARTS WD	\$0.00	0.00000000
608	NESKOWIN WATER AUTH	\$184,942.75	0.00407101
609	OCEANSIDE WD	\$0.00	0.00000000
611	TWIN ROCKS WD	\$9,941.43	0.00021883
612	WILSONRIVER WD	\$15,482.87	0.00034081
613	WATS-BARVIEW WD	\$0.00	0.00000000
614	LONG PRAIRIE WD	\$0.00	0.00000000

**TAX DISTRIBUTION SCHEDULE**

<b>DISTRICT CODE</b>	<b>DISTRICT NAME</b>	<b>Total to be Received</b>	<b>Percentage Schedule</b>	
615	NORTHWOOD WD	\$0.00	0.00000000	
616	HUNT WD	\$0.00	0.00000000	
617	TONE WD	\$0.00	0.00000000	
618	KILCHIS WD	\$0.00	0.00000000	
701	PORT OF GARIBALDI	\$194,601.15	0.00428361	
702	PORT OF NEHALEM	\$114,046.43	0.00251042	
703	PORT TILLAMOOK BAY	\$45,347.06	0.00099819	
801	HEBO JWSA	\$0.00	0.00000000	
802	4H-EXTENSION SD	\$276,268.50	0.00608130	
803	EMCD-911	\$753,940.28	0.01659594	
804	NORTH CO REC DIST	\$789,188.94	0.01737185	
805	NEH BAY HEALTH DIST	\$31,021.12	0.00068285	
806	3 RIVER RD DIST	\$13,693.76	0.00030143	
807	TILLA TRANSPORTATION	\$800,784.45	0.01762709	0.97615319
<b>TABLE 4e</b>				
	GARIBALDI URBAN RENEWAL	\$38,812.95	0.00085436	
	TILLAMOOK URBAN RENEWAL	\$245,552.04	0.00540516	0.00625952
<b>TABLE 5</b>				
	SOLID WASTE	\$234,089.01	0.00515283	
	FIRE PATROL NORTHWEST	\$279,784.93	0.00615870	
	FIRE PATROL WEST	\$6,232.16	0.00013718	
	FP SURCHARGE NW	\$153,995.00	0.00338978	
	FP SURCHARGE WEST	\$2,375.00	0.00005228	
	NESKOWIN SAN AUTH CHARGE	\$4,919.56	0.00010829	
	NEH BAY WASTE WATER CHARGE	\$11,331.90	0.00024944	
	TWIN ROCKS SD CHARGE	\$10,377.00	0.00022842	
	NETARTS OCEANSIDE SD CHARGE	\$28,014.11	0.00061665	
	CLOVERDALE SAN CHARGE	\$2,065.00	0.00004546	
	MFD COMMUNITY RESOURCE FEE	\$4,526.30	0.00009963	
	HEBO JWSA - SAN CHARGE	\$0.00	0.00000000	
	BIG NESTUCCA DRAINAGE	\$1,998.03	0.00004398	
	NORTH SIDE BIG NESTUCCA DRAINAGE	\$934.97	0.00002058	
	TILLAMOOK DRAINAGE	\$1,895.53	0.00004172	
	LITTLE NESTUCCA DRAINAGE	\$1,834.41	0.00004038	
	SOUTH PRAIRIE DRAINAGE	\$3,108.28	0.00006842	
	STILLWELL DRAINAGE	\$10,792.75	0.00023757	
	TRASK DRAINAGE	\$11,931.72	0.00026264	
	SUNSET DRAINAGE	\$2,152.05	0.00004737	
	TILLA BAY HABITAT & EST IMPROVEMENT	\$26,620.00	0.00058597	0.01758729
<b>COUNTY TOTALS</b>		<b>\$45,429,192.53</b>	<b>1.00000000</b>	<b>1.00000000</b>

FILED

OCT 13 2011

TASSI O'NEIL  
COUNTY CLERK

ASSESSOR'S CERTIFICATE AND OATH OF TOTAL TAXES AND OTHER CHARGES

**TABLE 8 -- SUMMARY OF AMOUNTS TO BE RAISED, NET TAXES TO BE COLLECTED,  
AND ASSESSOR'S CERTIFICATION AND OATH**  
Tax Year 2011-12

County: TILLAMOOK

STATE OF OREGON

County of TILLAMOOK

ITEM	AMOUNT
1 Total amount imposed for taxing districts (exclude UR special levies)	\$44,254,838.16
2 Total urban renewal imposed (from division of tax and special levies)	\$284,364.99
3 Additional taxes, penalties, special assessments, fees, and charges imposed	\$889,989.38
4 Total taxes, special assessments, fees, and charges imposed (line 1 + line 2 + line 3)	\$45,429,192.53
5 Less: Nonprofit Housing	\$0.00
6 Less: State Fish and Wildlife	\$0.00
7 Net taxes and assessments to be collected (line 4 - line 5 - line 6)	\$45,429,192.53
8 Total taxes, special assessments, fees & charges extended by district	\$45,617,024.86
9 Total taxes, special assessments, fees & charges extended by account	\$45,617,040.03
10 Gain/(loss) due to individual extension (Line 9 minus Line 8)	\$15.17
11 Loss due to truncation.	(\$375.53)
12 Loss due to Measure 5 compression	(\$187,847.50)
<b>Breakdown of taxes, special assessments, fees and charges imposed by property type</b>	
13 Real Property (include all special assessments entered on real property roll)	\$43,236,231.62
14 Personal property (include late personal property filing penalties)	\$365,600.00
15 Manufactured Structures	\$166,208.59
16 Utilities	\$1,661,152.32
17 TOTAL (Total of lines 13 through 16)	\$45,429,192.53

I, DENISE VANDECOEVERING, being the duly elected, qualified and acting assessor of the above-named county, do solemnly swear that I have diligently and to the best of my ability assessed all property in said county, which by law I am permitted to assess; that I have not willfully or knowingly omitted to assess any person or property, or valued over its assessed value any property or class of property whatever. Pursuant to ORS 311.105, I do hereby certify the assessed valuation, tax levies, special assessments, fees, and charges set forth in the summary herein contained, are true and correct copies of the whole thereof, as the same appears on file in my office and custody.


*Denise Vand*

(Assessor's Signature)

Subscribed and sworn to before me this 12th day of OCTOBER, 2011.

*Tassi O'Neil*

TASSI O'NEIL, COUNTY CLERK  
(Signature and Title of Officer)



Tables prepared by (if other than assessor)	Title	Phone No.	Date
PAULA ARTHUR	CHIEF DEPUTY ASSESSOR	503-842-3400	October 12, 2011

cc: DENISE VANDECOEVERING, Tax Collector  
cc: TASSI O'NEIL, County Clerk