

BEFORE THE BOARD OF COUNTY COMMISSIONERS
FOR TILLAMOOK COUNTY, OREGON
SITTING AS THE BOARD OF THE SOLID WASTE SERVICE DISTRICT

In the Matter of Increasing Customer)	ORDER #25- <u>026</u>
Rates for Solid Waste Disposal for)	
Solid Waste Collection Franchisee,)	SWSD #25- <u>003</u>
Recology Western Oregon)	

This matter came before the Tillamook County Board of Commissioners, sitting as the governing body of the Solid Waste Service District (SWSD), on May 21, 2025, at the request of Justin Weiss, Tillamook County Solid Waste Program Manager.

The Board being fully apprised of the records and files herein, finds as follows:

1. Recology Western Oregon has requested to increase rates charged by a collection franchisee to their customers in areas of northern Tillamook County.
2. Customer rates for this collection franchisee were last adjusted in Board Order #24-032, SWSD #24-006.
3. The Financial Report required under Appendix "C" of the Solid Waste Franchise Agreement was submitted on April 1, 2025. At the May 13, 2025 Solid Waste Advisory Committee (SWAC) meeting, members unanimously voted to recommend Recology's rate increase request be approved (Dan Blue, Recology, recused himself).
4. The Tillamook County Board of Commissioners finds that the proposed rates will be just, fair, reasonable, and sufficient to provide the proper service to the public.

NOW, THEREFORE, IT IS HEREBY ORDERED that:

5. The Recology Western Oregon rates as outlined on Exhibit "A" become effective July 1, 2025.

///

DATED this 21st day of May, 2025.

THE BOARD OF COMMISSIONERS
FOR TILLAMOOK COUNTY, OREGON


Erin D. Skaar, Chair

Aye Nay Abstain/Absent

X — — / —


Paul Fournier, Vice-Chair


✓ — — / —



Mary Faith Bell, Commissioner

2 — — / —

ATTEST: Christy Nyseth
County Clerk

APPROVED AS TO FORM:

By: 
Special Deputy


William A. Sargent, County Counsel




EXHIBIT "A"

Attachment 1

Tillamook County Franchise Hauler Rate Review Report

Franchisee:

Franchisee name here

REVENUE

	2024 actual	7/1/25-6/30/26 projected w/o rate change	7/1/25-6/30/26 projected w/ rate change	% change	Allocation method
Route collection Services	\$11,882,009	\$12,359,254	\$12,359,254	4%	
Drop Box Services	\$2,070,788	\$1,932,652	\$1,932,652		
Rental revenue				#DIV/0!	
Non-franchised revenue & pass-through revenue	\$84,798	\$157,263	\$157,263	85%	
Recycling revenues				#DIV/0!	
Other revenue	\$205,534	\$289,958	\$289,958	41%	
Total revenue	\$14,243,129	\$14,739,127	\$14,739,127	3%	
Number of regular route customers as of January 1, 2024*	17867				
Number of regular route customers as of July 1, 2024*	27059				
Number of regular route customers as of January 1, 2025*	17353				
Regular route tonnage for 2024:	22161	tons			

*Regular route customers are usually cans, carts, dumpsters, based on service listings.

Number of drop box pulls in 2024:

Drop box tonnage for 2024:

4947
8262 tons

EXPENSES

Operational expenses

Disposal expense (franchised)	\$4,055,310	\$4,391,937	\$4,391,937	0.0830091
Disposal expense (other)	\$87,604	\$96,014	\$96,014	10%
Recycling collection expense				#DIV/0!
Recycling processing expense	\$470,974	\$474,197	\$474,197	1%
Labor-related expenses				
Labor expense	\$1,760,543	\$1,727,541	\$1,727,541	-2%
Taxes, insurance	\$595,053	\$629,327	\$629,327	6%
Other labor-related expense	\$193,468	\$159,515	\$159,515	-18%
Operations-related expenses				
Fuel	\$435,270	\$453,690	\$453,690	4%
Repairs and Maintenance	\$2,047,396	\$2,190,391	\$2,190,391	7%
Depreciation and Amortization	\$8,463	(\$0)	(\$0)	-100%
Equipment Lease and/or Rent	\$755,111	\$741,631	\$741,631	-2%
Property Lease and/or Rent	\$4,000	\$4,000	\$4,000	0%
Equipment expense (eg. short-term rental)	\$0	\$0	\$0	#DIV/0!
Insurance expense	\$119,535	\$122,045	\$122,045	2%
Other operational expense (incl. franchise fees)	\$494,140	\$443,554	\$443,554	-10%
Total operational expenses	\$11,026,867	\$11,433,843	\$11,433,843	4%
Number of route collection trucks as of January 1, 2024	24			
Number of route collection trucks as of January 1, 2025	20			
Number of drop box collection trucks as of January 1, 2024	9			
Number of drop box collection trucks as of January 1, 2025	8			

Administrative expense

Management services	\$452,208	\$468,549	\$468,549	4%
Administrative services	\$1,514,894	\$1,405,646	\$1,405,646	-7%
Postage, phones, office supplies, utilities, etc.	\$82,092	\$94,266	\$94,266	15%
Advertising and outreach expenses	\$11,302	\$11,539	\$11,539	2%
Education, Training, Publications, dues	\$32,618	\$33,303	\$33,303	2%
Bad debts	\$76,196	\$28,742	\$28,742	-62%
Other admin. Expenses	\$191,193	\$196,833	\$196,833	3%
Total administrative expenses	\$2,360,503	\$2,238,877	\$2,238,877	-5%

Return on income before taxes (revenue - allowable costs)

Operating margin

\$855,759	\$1,066,407	\$1,066,407	25%
6.0%	7.2%	7.2%	20%

Tillamook County franchise

	2024 actual	7/1/25-6/30/26 projected w/o rate change	7/1/25-6/30/26 projected w/ rate change	% change	Allocation method/comments
	\$714,190	\$744,679	\$760,317	6%	
	\$93,767	\$121,310	\$123,238		
				#DIV/0!	
	\$0	\$0	\$0	#DIV/0!	
				#DIV/0!	
	\$1,814	\$1,912	\$1,912	5%	
	\$809,771	\$867,901	\$885,468	9%	
	1157				
	1157				
	1169				
	2557	tons			

414
1157 tons

\$181,072	\$214,876	\$214,876	19%
\$422	\$463	\$463	10%
			#DIV/0!
\$1,840	\$1,852	\$1,852	1%
\$121,098	\$114,806	\$114,806	-5%
\$44,749	\$47,326	\$47,326	6%
\$14,549	\$11,996	\$11,996	-18%
\$32,733	\$34,118	\$34,118	4%
\$153,968	\$164,721	\$164,721	7%
\$610	(\$0)	(\$0)	-100%
\$56,786	\$55,772	\$55,772	-2%
\$0	\$0	\$0	#DIV/0!
\$0	\$0	\$0	#DIV/0!
\$8,615	\$8,796	\$8,796	2%
\$24,355	\$25,046	\$25,046	3%
\$640,795	\$679,773	\$679,773	6%
3			
3			
1			
2			

\$24,293	\$26,037	\$26,564	9%
\$72,879	\$78,111	\$79,692	9%
\$4,437	\$5,095	\$5,095	15%
\$611	\$624	\$624	2%
\$1,763	\$1,800	\$1,800	2%
\$4,119	\$1,554	\$1,554	-62%
\$10,334	\$10,639	\$10,639	3%
\$118,437	\$123,860	\$125,968	6%

\$50,539	\$64,268	\$79,727	58%
6.2%	7.4%	9.0%	44%

Tillamook County franchise data only!

Current and Proposed Rates

	Current	Proposed	Current	Proposed	Current	Proposed
Trash Cans/Rollcarts	(32-36 gallon cans/rollcarts)		(60-65 gallon cans/rollcarts)		(90-95 gallon cans/rollcarts)	
Curbside weekly pickup	33.89	34.60	N/A	N/A	56.57	57.76
Curbside twice weekly pickup	67.78	69.20	N/A	N/A	113.14	115.52
Curbside every Other Week pickup	22.03	22.49	N/A	N/A	36.76	37.53
Curbside Once a Month pickup	11.87	12.12	N/A	N/A	19.79	20.21
Each Additional Can	33.89	34.60	N/A	N/A	56.57	19.91
In Yard weekly pickup	34.59	35.32	N/A	N/A	86.68	88.50
In Yard twice weekly pickup	69.18	70.64	N/A	N/A	173.36	177.00
In Yard every Other Week pickup	22.47	22.94	N/A	N/A	56.32	57.50
In Yard Once a Month pickup	12.11	12.36	N/A	N/A	30.33	30.97
Each Additional Can	34.59	35.32	N/A	N/A	86.68	88.50
Rental Fees						
Trash Cans/Rollcarts (per month)	N/A	N/A	N/A	N/A	2.98	3.04

Containers

	Current	Proposed	Current	Proposed	Current	Proposed
	1 cubic yard container		1 1/2 cubic yard container		2 cubic yard container	
Weekly pickup	184.05	187.92	233.45	238.35	280.27	286.16
Each additional stop per week	38.27	39.07	50.63	51.69	62.35	63.66
Rental Fees	22.05	22.51	22.05	22.51	22.05	22.51
	3 cubic yard container		4 cubic yard container		5 cubic yard container	
Weekly pickup	373.87	381.72	467.51	477.33	561.11	572.89
Each additional stop per week	85.8	87.6	109.22	111.51	132.66	135.45
Rental Fees	22.05	22.51	22.05	22.51	22.05	22.51
	6 cubic yard container		8 cubic yard container			
Weekly pickup	654.74	668.49	768.53	784.67		
Each additional stop per week	156.09	159.37	184.58	188.46		
Rental Fees	22.05	22.51	22.05	22.51		

Roll-off/Drop Box containers (please list charges) base rates same for all box sizes

Delivery fee 57.42

Haul fee 264.45

Compactor haul fee 310.28

see attached rate sheet for additional rates.

Extra/Additional charges (eg. Go Back, On Call, Extra Stop, NSF check, replacement, etc.): Please list!

- 1
- 2
- 3
- 4

RECOLOGY WESTERN OREGON
TCR TILLAMOOK COUNTY (UNINCORPORATED)

SUMMARY RATE SHEET
EFF. DATE: 7/1/2025

CODE	DESCRIPTION	CURRENT RATE	INC %	INC \$\$	NEW RATE
------	-------------	--------------	-------	----------	----------

CART SERVICES - CURBSIDE

CURBSIDE: WITHIN 4 FEET OF THE CURB OR ROAD, AND AWAY FROM ALL CARS, MAIL BOXES, OR OTHER ITEMS.

32 GALLON CART SERVICE

MONTHLY RATES

32GWC	32G CART WEEKLY-CURB	\$ 33.89	2.10%	\$ 0.71	\$ 34.60
32GEC	32G CART EOW-CURBSIDE	\$ 22.03	2.10%	\$ 0.46	\$ 22.49
32GMC	32G CART MONTHLY-CURB	\$ 11.87	2.10%	\$ 0.25	\$ 12.12
OC3C	32 GAL CART ON CALL CURB	\$ 11.68	2.10%	\$ 0.25	\$ 11.93
	EACH ADDITIONAL CART - SAME RATE				

90 GALLON CART SERVICE

MONTHLY RATES

90GWC	90G CART WEEKLY-CURB	\$ 56.57	2.10%	\$ 1.19	\$ 57.76
90GEC	90G CART EOW-CURB	\$ 36.76	2.10%	\$ 0.77	\$ 37.53
90GMC	90G CART OAM-CURB	\$ 19.79	2.10%	\$ 0.42	\$ 20.21
OC9C	90 GAL CART ON CALL CURB	\$ 19.50	2.10%	\$ 0.41	\$ 19.91
	EACH ADDITIONAL CART - SAME RATE				

MONTHLY CART RENT (FOR ON-CALL SERVICE)

90GOC	90G CART WILL CALL-CURB	\$ 2.98	2.10%	\$ 0.06	\$ 3.04
-------	-------------------------	---------	-------	---------	---------

SPECIAL PICK-UP (FOR OFF-SCHEDULE COLLECTI (C/S = Curbside)

RATE PER EACH

SP32C	SPEC P/U 32G CART C/S	\$ 8.84	2.10%	\$ 0.19	\$ 9.03
SP90C	SPEC P/U 90G CART C/S	\$ 13.95	2.10%	\$ 0.29	\$ 14.24

CART SERVICES - NON-CURBSIDE (SIDEYARD)

NON-CURBSIDE: VISIBLE FROM THE STREET, OUTSIDE OF GARAGES AND FENCED AREAS.

32 GALLON CART SERVICE

MONTHLY RATES

32GWS	32G CART WEEKLY-SIDE	\$ 34.59	2.10%	\$ 0.73	\$ 35.32
32GES	32G CART EOW-SIDEYARD	\$ 22.47	2.10%	\$ 0.47	\$ 22.94
32GMS	32G CART MONTHLY-SIDE	\$ 12.11	2.10%	\$ 0.25	\$ 12.36
OC3S	32 GAL CART ON CALL SIDE	\$ 11.94	2.10%	\$ 0.25	\$ 12.19
	EACH ADDITIONAL CART - SAME RATE				

90 GALLON CART SERVICE

MONTHLY RATES

90GWS	90G CART WEEKLY-SIDE	\$ 86.68	2.10%	\$ 1.82	\$ 88.50
90GES	90G CART EOW-SIDE	\$ 56.32	2.10%	\$ 1.18	\$ 57.50
90GMS	90G CART OAM-SIDE	\$ 30.33	2.10%	\$ 0.64	\$ 30.97
OC9S	90 GAL CART ON CALL SIDE	\$ 29.91	2.10%	\$ 0.63	\$ 30.54
	EACH ADDITIONAL CART - SAME RATE				

MONTHLY CART RENT (FOR ON-CALL SERVICE)

90GOS	90G CART WILL CALL-SIDE	\$ 2.98	2.10%	\$ 0.06	\$ 3.04
-------	-------------------------	---------	-------	---------	---------

SPECIAL PICK-UP (FOR OFF-SCHEDULE COLLECTI (NON C/S = Non-Curbside)

RATE PER EACH

SP32S	SPEC P/U 32G CART NON C/S	\$ 11.94	2.10%	\$ 0.25	\$ 12.19
SP90S	SPEC P/U 90G CART NON C/S	\$ 20.63	2.10%	\$ 0.43	\$ 21.06

RECOLOGY WESTERN OREGON
TCR TILLAMOOK COUNTY (UNINCORPORATED)

SUMMARY RATE SHEET
EFF. DATE: 7/1/2025

CODE	DESCRIPTION	CURRENT RATE	INC %	INC \$\$	NEW RATE
------	-------------	--------------	-------	----------	----------

OTHER SERVICES & FEES

EXTRAS - PER UNIT CHARGES (APPROX. 32 GALLONS PER UNIT)

RATE PER EACH

XBAG	EXTRA BAG(S)	\$ 8.84	2.10%	\$ 0.19	\$ 9.03
XBOX	EXTRA BOX	\$ 8.84	2.10%	\$ 0.19	\$ 9.03
XCAN	EXTRA CAN(S)	\$ 8.84	2.10%	\$ 0.19	\$ 9.03
XMISC	EXTRA MISC	\$ 8.84	2.10%	\$ 0.19	\$ 9.03
X32	EXTRA 32G CART(S)	\$ 8.84	2.10%	\$ 0.19	\$ 9.03
X90	EXTRA 90G CART(S)	\$ 13.95	2.10%	\$ 0.29	\$ 14.24

BULKY ITEM COLLECTION (SVC CHARGE + CHARGE PER ITEM)

RATES LISTED ARE FOR COLLECTION AT CURB. ADDITIONAL CHARGES MAY APPLY FOR RETRIEVAL.

RATE PER EACH

APF	REFRIGERATOR/FREEZER	\$ 56.95	2.10%	\$ 1.20	\$ 58.15
APL	APPLIANCE	\$ 12.65	2.10%	\$ 0.27	\$ 12.92
FURN	FURNITURE CHARGE	\$ 18.98	2.10%	\$ 0.40	\$ 19.38
TREE	EXTRA CHRISTMAS TREE	\$ 17.68	2.10%	\$ 0.37	\$ 18.05
IRSC	IN ROUTE SERVICE CHARGE	\$ 24.39	2.10%	\$ 0.51	\$ 24.90
SC	SERVICE CHARGE	\$ 55.41	2.10%	\$ 1.16	\$ 56.57

RELATED FEES

RATE PER EACH

CRIR	CART REDELIVERY IN ROUTE	\$ 11.03	2.10%	\$ 0.23	\$ 11.26
CROR	CART REDELIVER OUT OF ROUTE	\$ 22.05	2.10%	\$ 0.46	\$ 22.51
CORDF	CONTAINER RE-DELIVERY FEE	\$ 55.41	2.10%	\$ 1.16	\$ 56.57

Note: Re-Delivery fees apply for resume service after suspend.

RATE PER EACH

CCF	CART CLEANING FEE	\$ 11.03	2.10%	\$ 0.23	\$ 11.26
CRF	CART REPLACEMENT FEE	\$ 71.66	2.10%	\$ 1.50	\$ 73.16

Note: Replacement fee is used for loss/damage beyond normal wear and tear.

RATE PER EACH

WLI	WIND LATCH INSTALLATION	\$ 16.54	2.10%	\$ 0.35	\$ 16.89
RF	REINSTATEMENT FEE	\$ 15.00	0.00%	\$ -	\$ 15.00
NSFCF	RETURNED CHECK FEE	\$ 25.00	0.00%	\$ -	\$ 25.00

FRONT-LOAD CONTAINER SERVICE

1 YARD CONTAINERS

MONTHLY RATES

1GW	1YD TRASH	\$ 184.05	2.10%	\$ 3.87	\$ 187.92
1GE	1YD TRASH EOW	\$ 107.61	2.10%	\$ 2.26	\$ 109.87
1GM	1YD TRASH MONTHLY	\$ 66.44	2.10%	\$ 1.40	\$ 67.84
1OC	ON CALL-1YD TRASH	\$ 38.27	2.10%	\$ 0.80	\$ 39.07
1XP	EXTRA PICK UP-1YD TRASH	\$ 38.27	2.10%	\$ 0.80	\$ 39.07

1.5 YARD CONTAINERS

MONTHLY RATES

1HGW	1.5YD TRASH	\$ 233.45	2.10%	\$ 4.90	\$ 238.35
1HGE	1.5YD TRASH EOW	\$ 132.28	2.10%	\$ 2.78	\$ 135.06
1HGM	1.5YD TRASH MONTHLY	\$ 77.88	2.10%	\$ 1.64	\$ 79.52
1HOC	ON CALL-1.5YD TRASH	\$ 50.63	2.10%	\$ 1.06	\$ 51.69
1HXP	EXTRA PICK UP-1.5YD TRASH	\$ 50.63	2.10%	\$ 1.06	\$ 51.69

2 YARD CONTAINERS

MONTHLY RATES

2GW	2YD TRASH	\$ 280.27	2.10%	\$ 5.89	\$ 286.16
2GE	2YD TRASH EOW	\$ 155.73	2.10%	\$ 3.27	\$ 159.00
2GM	2YD TRASH MONTHLY	\$ 88.70	2.10%	\$ 1.86	\$ 90.56
2OC	ON CALL-2YD TRASH	\$ 62.35	2.10%	\$ 1.31	\$ 63.66
2XP	EXTRA PICK UP-2YD TRASH	\$ 62.35	2.10%	\$ 1.31	\$ 63.66

RECOLOGY WESTERN OREGON
TCR TILLAMOOK COUNTY (UNINCORPORATED)

SUMMARY RATE SHEET
EFF. DATE: 7/1/2025

CODE	DESCRIPTION	CURRENT RATE	INC %	INC \$\$	NEW RATE
------	-------------	--------------	-------	----------	----------

3 YARD CONTAINERS

MONTHLY RATES

3GW	3YD TRASH	\$ 373.87	2.10%	\$ 7.85	\$ 381.72
3GE	3YD TRASH EOW	\$ 202.51	2.10%	\$ 4.25	\$ 206.76
3GM	3YD TRASH MONTHLY	\$ 110.30	2.10%	\$ 2.32	\$ 112.62
3OC	ON CALL-3YD TRASH	\$ 85.80	2.10%	\$ 1.80	\$ 87.60
3XP	EXTRA PICK UP-3YD TRASH	\$ 85.80	2.10%	\$ 1.80	\$ 87.60

4 YARD CONTAINERS

MONTHLY RATES

4GW	4YD TRASH	\$ 467.51	2.10%	\$ 9.82	\$ 477.33
4GE	4YD TRASH EOW	\$ 249.34	2.10%	\$ 5.24	\$ 254.58
4GM	4YD TRASH MONTHLY	\$ 131.93	2.10%	\$ 2.77	\$ 134.70
4OC	ON CALL-4YD TRASH	\$ 109.22	2.10%	\$ 2.29	\$ 111.51
4XP	EXTRA PICK UP-4YD TRASH	\$ 109.22	2.10%	\$ 2.29	\$ 111.51

5 YARD CONTAINERS

MONTHLY RATES

5GW	5YD TRASH	\$ 561.11	2.10%	\$ 11.78	\$ 572.89
5GE	5YD TRASH EOW	\$ 296.14	2.10%	\$ 6.22	\$ 302.36
5GM	5YD TRASH MONTHLY	\$ 153.55	2.10%	\$ 3.22	\$ 156.77
5OC	ON CALL-5YD TRASH	\$ 132.66	2.10%	\$ 2.79	\$ 135.45
5XP	EXTRA PICK UP-5YD TRASH	\$ 132.66	2.10%	\$ 2.79	\$ 135.45

6 YARD CONTAINERS

MONTHLY RATES

6GW	6YD TRASH	\$ 654.74	2.10%	\$ 13.75	\$ 668.49
6GE	6YD TRASH EOW	\$ 342.94	2.10%	\$ 7.20	\$ 350.14
6GM	6YD TRASH MONTHLY	\$ 175.19	2.10%	\$ 3.68	\$ 178.87
6OC	ON CALL-6YD TRASH	\$ 156.09	2.10%	\$ 3.28	\$ 159.37
6XP	EXTRA PICK UP-6YD TRASH	\$ 156.09	2.10%	\$ 3.28	\$ 159.37

8 YARD CONTAINERS (NO NEW CUSTOMERS AT THIS SIZE DUE TO SAFETY ISSUES)

MONTHLY RATES

8GW	8YD TRASH	\$ 768.53	2.10%	\$ 16.14	\$ 784.67
8GE	8YD TRASH EOW	\$ 399.86	2.10%	\$ 8.40	\$ 408.26
8GM	8YD TRASH MONTHLY	\$ 201.44	2.10%	\$ 4.23	\$ 205.67
8OC	ON CALL-8YD TRASH	\$ 184.58	2.10%	\$ 3.88	\$ 188.46
8XP	EXTRA PICK UP-8YD TRASH	\$ 184.58	2.10%	\$ 3.88	\$ 188.46

CONTAINER MONTHLY RENT (CHARGED TO WILL-CALL CUSTOMERS, SAME FOR ALL SIZES)

RNT1	1YD RENT - TRASH	\$ 22.05	2.10%	\$ 0.46	\$ 22.51
------	------------------	----------	-------	---------	----------

FRONT-LOAD COMPACTOR RATE FACTORS - For all compacted material, including pre-compacted waste.

Compactor Rating	4 : 1	3 : 1	2 : 1
Factor applied to container rate of same size	1.5	1.3	1.12

DEBRIS BOX SERVICES

SET HAUL FEES (BASED ON AVERAGE TRUCK TIMES)

RATE PER HAUL

DEL	DELIVERY CHARGE	\$ 56.24	2.10%	\$ 1.18	\$ 57.42
10HG	10 YD TRASH BOX HAUL	\$ 259.01	2.10%	\$ 5.44	\$ 264.45
20HG	20 YD TRASH BOX HAUL	\$ 259.01	2.10%	\$ 5.44	\$ 264.45
30HG	30 YD TRASH BOX HAUL	\$ 259.01	2.10%	\$ 5.44	\$ 264.45
47HG	47 YD TRASH BOX HAUL	\$ 259.01	2.10%	\$ 5.44	\$ 264.45
40CG	COMPACTOR HAUL FEE (ALL SIZES)	\$ 303.90	2.10%	\$ 6.38	\$ 310.28

RECOLOGY WESTERN OREGON
TCR TILLAMOOK COUNTY (UNINCORPORATED)

SUMMARY RATE SHEET
EFF. DATE: 7/1/2025

CODE	DESCRIPTION	CURRENT RATE	INC %	INC \$\$	NEW RATE
DEBRIS BOX DISPOSAL FEES (\$\$/TON)		RATE PER TON			
DFDM	DISPOSAL FEE - DEMOLITION	\$ 113.11	2.10%	\$ 2.38	\$ 115.49
DFG	DISPOSAL FEE - GARBAGE	\$ 113.11	2.10%	\$ 2.38	\$ 115.49
DFWD	DISPOSAL FEE - WOOD	\$ 61.74	2.10%	\$ 1.30	\$ 63.04
DFYD	DISPOSAL FEE - YARD DEBRIS	\$ 93.96	2.10%	\$ 1.97	\$ 95.93

Note: Recycling ton fees will be equal to or less than trash fees, based on current market pricing.

RELATED FEES		RATE PER DAY			
RENTD	DAILY RENTAL FEE	\$ 18.59	2.10%	\$ 0.39	\$ 18.98

Note: Daily Rent applies after 48 hours, excluding evenings and weekends.

		RATE PER MONTH			
RENTM	MONTHLY RENTAL FEE	\$ 164.15	2.10%	\$ 3.45	\$ 167.60

Note: Monthly rent applies for customers who keep a box for a year or longer.

		RATE PER HOUR			
TIME	TRUCK TIME FEE	\$ 148.01	2.10%	\$ 3.11	\$ 151.12
1T1E	1 TRUCK - 1 EMPLOYEE	\$ 145.82	2.10%	\$ 3.06	\$ 148.88
1T2E	1 TRUCK - 2 EMPLOYEES	\$ 218.75	2.10%	\$ 4.59	\$ 223.34

Note: Hourly Truck Time is used for hauls to destinations outside our normal operating areas.

TEMPORARY RENTAL CONTAINERS		RATE PER EACH			
3YRGD	DELV 3 YD RENTAL FOR TRASH	\$ 32.69	2.10%	\$ 0.69	\$ 33.38
3YRGP	SERVICE 3 YD RENTAL FOR TRASH	\$ 121.88	2.10%	\$ 2.56	\$ 124.44
3YRXD	ADDL DAY - 3YD RENT CONTAINER	\$ 2.10	2.10%	\$ 0.04	\$ 2.14

Note: Temporary = not longer than 30 days, with 45 days between projects. Rent included for first 7 days.

BULKY ITEMS - DEBRIS BOX

STANDARD FEES APPLY FOR THESE ITEMS IF DECLARED & SEPARATED ACCORDING TO INSTRUCTIONS.
 ADDITIONAL FEES MAY APPLY FOR ITEMS FOUND IN LOADS.

		RATE PER EACH			
TOFFR	TIRE CHARGE NO RIM	\$ 5.06	2.10%	\$ 0.11	\$ 5.17
TONR	TIRE CHARGE ON RIM	\$ 10.12	2.10%	\$ 0.21	\$ 10.33
APL	APPLIANCE	\$ 12.65	2.10%	\$ 0.27	\$ 12.92
APF	REFRIGERATOR/FREEZER	\$ 56.95	2.10%	\$ 1.20	\$ 58.15

MEDICAL WASTE COLLECTION SERVICES

		RATE PER EACH			
M4HSC	4.7 QT SHARPS CONTAINER	\$ 27.34	2.10%	\$ 0.57	\$ 27.91
M10SC	10 QT SHARPS CONTAINER	\$ 30.92	2.10%	\$ 0.65	\$ 31.57
M23SC	23 QT SHARPS CONTAINER	\$ 55.03	2.10%	\$ 1.16	\$ 56.19
9CDBC	9GAL CONFIDENTIAL DOCUMENT BOX	\$ 34.51	2.10%	\$ 0.72	\$ 35.23
MW17G	MEDICAL WASTE 17 GAL	\$ 24.81	2.10%	\$ 0.52	\$ 25.33
MW31G	MEDICAL WASTE 31 GAL	\$ 31.97	2.10%	\$ 0.67	\$ 32.64
MW43G	MEDICAL WASTE 43 GAL	\$ 38.59	2.10%	\$ 0.81	\$ 39.40
MWTCB	MEDICAL WASTE TRACE CHEMO BOX	\$ 56.23	2.10%	\$ 1.18	\$ 57.41

Note: Additional fees may apply for overweight tubs. Improperly prepared materials cannot be collected.

Finance Charges (0.75% monthly, 9% annually) will be assessed on any past due amount (excluding amounts in dispute over billing or service issues).
 Billing Terms: Commercial Accounts are billed on a monthly basis.
 Residential accounts are billed once every two months; one in advance and one in arrears.



Justin Weiss
Solid Waste Program Manager
Tillamook County
503 Marolf Loop Rd.
Tillamook, OR 97141

March 31, 2025

RE: Annual Report and Rate Increase

Dear Justin:

In compliance with the terms of our franchise agreement, I am attaching our Annual Report and rates effective July 1, 2025, for our Tillamook County operations.

The Annual Report includes the following:

- a. 2024 calendar year reviewed financial statements, as well as expenses and revenues we reasonably anticipate will be incurred for the current 12-month cycle.
- b. The Operating Ratios for the preceding calendar year and the current rate year.
- c. Tillamook County Hauler Report

As you are aware, our franchise agreement provides that rates should be "just, fair, reasonable, and sufficient to provide proper service to the public". To maintain rates in the current cycle and keep up with inflationary pressures, Recology is requesting a rate increase of 2.1% using CPI effective July 1, 2025.

As always, we appreciate the opportunity to provide essential solid waste and recycling services. We look forward to attending an upcoming Commission meeting, either in person or virtually.

Please let us know if you have any questions or need any additional information. You can reach out to me at (503) 803-4984 or by email at ccarey@recology.com or to Dan Blue at 503-405-0261 or dblue@recology.com.

Respectfully,

A handwritten signature in black ink, appearing to read 'Chris Carey', with a stylized, looping flourish at the end.

Chris Carey
General Manager