

FILED

MAY 24 2018

TASSI O'NEIL
COUNTY CLERK

AH 3:43

BEFORE THE BOARD OF COMMISSIONERS
FOR TILLAMOOK COUNTY, OREGON
SITTING AS THE BOARD OF THE SOLID WASTE SERVICE DISTRICT

In the Matter of Increasing Customer) ORDER #18- 051
Rates for Solid Waste Disposal for)
Solid Waste Collection Franchisee,) SWSD #18- 009
City Sanitary Service)

This matter came before the Tillamook County Board of Commissioners, sitting as the governing body of the Solid Waste Service District (SWSD), on May 23, 2018, at the request of David McCall, Solid Waste Program Manager.

The Board of Commissioners, being fully apprised of the representations of the above-named person, and the records and files herein, finds as follows:


1. Walker Waste Solutions, LLC, dba City Sanitary Service has requested to increase rates charged by a collection franchisee to their customers.
2. The Tillamook County Solid Waste Advisory Committee recommended at their meeting on May 8, 2018 that the requested rate increases be approved.
3. The Tillamook County Board of Commissioners finds that the proposed rates will be just, fair, reasonable, and sufficient to provide the proper service to the public.

NOW, THEREFORE, IT IS HEREBY ORDERED that:

4. The City Sanitary Service rates as outlined on Exhibit "A" become effective July 1, 2018.

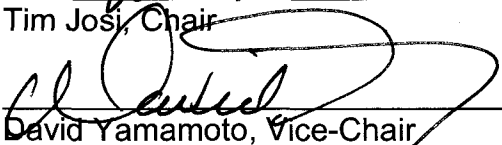
DATED this 23rd day of May, 2018.

THE BOARD OF COMMISSIONERS
FOR TILLAMOOK COUNTY, OREGON




Tim Josi, Chair

Aye Nay Abstain/Absent
✓ — — / —



David Yamamoto, Vice-Chair

 — — / —



Bill Baertlein, Commissioner

✓ — — / —

ATTEST: Tassi O'Neil, County Clerk

APPROVED AS TO FORM:

By: 

Special Deputy



William K. Sargent, County Counsel

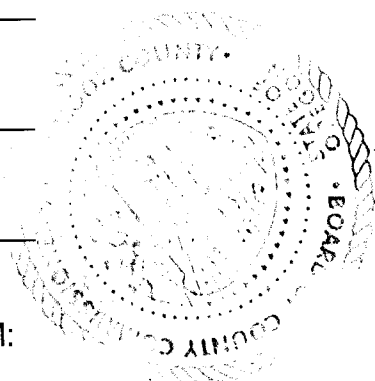


EXHIBIT A

Tillamook County Franchise Hauler Rate Review Report

edited March 2018

Total

7/1/18-6/30/19 7/1/18-6/30/19
projected w/o rate projected w/ 3%
change

2017 actual	change	rate change	% change	Allocation method	2017 actual	change	rate change	% change	Allocation method/comments
\$1,941,076	\$1,979,898	\$2,039,294	5%	Actual	\$978,964	\$998,543	\$1,028,500	5%	
\$66,278	\$67,604	\$67,604	2%	55% cust. Count	\$36,453	\$37,182	\$37,182	2%	up from 54% in 2016
\$299,727	\$308,719	\$308,719	3%	55% cust. Count	\$164,850	\$169,795	\$169,795	3%	
\$21,813	\$20,000	\$20,000	-8%	Actual	\$1,666	\$1,800	\$1,800	8%	
\$5,918	\$6,000	\$6,000	1%	Actual					
\$2,354,812	\$2,382,220	\$2,441,617	5%	Actual	\$1,181,933	\$1,207,321	\$1,237,277	5%	
2923				Actual	1552				
3049				Actual	1634				
3121				Actual	1637				
5148.77 tons				50% truck weights	2574.39 tons				
1577				55% cust. Count	\$927.35				
4069.14 tons				50% truck weights	2034.57 tons				

Tillamook County franchise

7/1/18-6/30/19 7/1/18-6/30/19
projected w/o rate projected w/ 3%
change

2017 actual	change	rate change	% change	Allocation method	2017 actual	change	rate change	% change	Allocation method/comments
\$716,393	\$737,885	\$737,885	3%	50% truck weights	\$358,197	\$366,943	\$366,943	3%	up from 45% in 2016
\$5,210	\$6,000	\$6,000	15%	all in city					
\$4,567	\$6,000	\$6,000	31%	#DIV/0! in labor hours					
\$333,119	\$335,000	\$335,000	1%	53% labor hours	\$176,553	\$177,550	\$177,550	1%	Down from 55% in 2016
\$212,262	\$215,000	\$215,000	1%	53% labor hours	\$112,499	\$113,950	\$113,950	1%	
\$84,270	\$85,000	\$85,000	1%	53% labor hours	\$44,663	\$45,050	\$45,050	1%	
\$51,434	\$52,000	\$52,000	1%	53% labor hours	\$27,260	\$27,560	\$27,560	1%	
\$12,325	\$13,000	\$13,000	5%	53% labor hours	\$6,532	\$6,890	\$6,890	5%	
\$172,968	\$180,000	\$180,000	10%	53% labor hours	\$91,673	\$100,700	\$100,700	10%	
\$60,000	\$60,000	\$60,000	0%	53% labor hours	\$31,800	\$31,800	\$31,800	0%	
\$43,491	\$44,000	\$44,000	1%	53% labor hours	\$23,050	\$23,320	\$23,320	1%	
\$80,168	\$82,000	\$82,000	2%	53% labor hours	\$42,489	\$43,460	\$43,460	2%	
\$37,543	\$38,000	\$38,000	1%	53% labor hours	\$19,898	\$20,140	\$20,140	1%	
\$44,456	\$46,000	\$46,000	3%	Actual	\$1,125	\$1,125	\$1,125	0%	
\$1,856,205	\$1,909,885	\$1,909,885	3%	Actual	\$935,738	\$960,488	\$960,488	3%	
10					10				
11					11				
5					5				

Tillamook County franchise

7/1/18-6/30/19 7/1/18-6/30/19
projected w/o rate projected w/ 3%
change

2017 actual	change	rate change	% change	Allocation method	2017 actual	change	rate change	% change	Allocation method/comments
\$169,888	\$170,000	\$170,000	0%	55% cust. Count	\$93,438	\$93,500	\$93,500	0%	
\$10,392	\$11,000	\$11,000	6%	55% cust. Count	\$5,716	\$6,050	\$6,050	6%	
\$50,033	\$50,000	\$50,000	0%	55% cust. Count	\$27,518	\$27,500	\$27,500	0%	
\$10,126	\$12,000	\$12,000	19%	55% cust. Count	\$5,569	\$6,600	\$6,600	19%	
\$4,923	\$5,000	\$5,000	2%	55% cust. Count	\$2,707	\$2,750	\$2,750	2%	
\$9,125	\$8,000	\$8,000	-12%	Actual	\$5,518	\$4,000	\$4,000	-28%	
\$26,844	\$27,000	\$27,000	1%	55% cust. Count	\$14,764	\$14,850	\$14,850	1%	
\$281,331	\$283,000	\$283,000	1%	Actual	\$155,231	\$155,250	\$155,250	0%	
\$195,276	\$189,335	\$248,732	27%		\$90,963	\$91,583	\$121,539	34%	
8.4%	7.9%	10.2%	22%		7.7%	7.6%	9.8%	28%	

Tillamook County franchise

7/1/18-6/30/19 7/1/18-6/30/19
projected w/o rate projected w/ 3%
change

Return on Income before taxes (revenue - allowable costs)
Operating margin

Tillamook County franchise data only!

Current and Proposed Rates

	Current		Proposed	
	(32-36 gallon cans/rollcarts)		(60-65 gallon cans/rollcarts)	
Trash Cans/Rollcarts				
Curbside weekly pickup	\$18.15	\$18.70	\$33.65	\$34.65
Curbside twice weekly pickup	\$36.30	\$37.40	\$67.30	\$69.30
Curbside every Other Week pickup	\$16.80	\$17.30	n/a	n/a
Curbside Once a Month pickup	\$8.40	\$8.65	n/a	n/a
Each Additional Can	\$5.60	\$5.75	n/a	n/a

	Current		Proposed	
	(32-36 gallon cans/rollcarts)		(60-65 gallon cans/rollcarts)	
In Yard weekly pickup	\$21.95	\$22.60	\$40.65	\$41.85
In Yard twice weekly pickup	\$43.90	\$45.20	\$81.30	\$83.70
In Yard every Other Week pickup	n/a	n/a	n/a	n/a
In Yard Once a Month pickup	n/a	n/a	n/a	n/a
Each Additional Can	\$5.60	\$5.75	n/a	n/a

	Current		Proposed	
	(32-36 gallon cans/rollcarts)		(60-65 gallon cans/rollcarts)	
Rental Fees				
Trash/Recycle Rollcarts (per month)	\$3.00	\$3.00	\$3.00	\$3.00

Containers

	Current		Proposed	
	1 cubic yard container		1 1/2 cubic yard container	
Weekly pickup	\$87.20	\$89.80	\$126.15	\$129.95
Each additional stop per week	\$87.20	\$89.80	\$126.15	\$129.95
Rental Fees	\$18.60	\$18.60	\$18.60	\$18.60

	Current		Proposed	
	3 cubic yard container		4 cubic yard container	
Weekly pickup	n/a	n/a	n/a	n/a
Each additional stop per week	n/a	n/a	n/a	n/a
Rental Fees	n/a	n/a	n/a	n/a

	Current		Proposed	
	6 cubic yard container		8 cubic yard container	
Weekly pickup	n/a	n/a	n/a	n/a
Each additional stop per week	n/a	n/a	n/a	n/a
Rental Fees	n/a	n/a	n/a	n/a

	Current		Proposed	
	2 cubic yard container/Recycle		5 cubic yard container	
Weekly pickup	\$0.00	\$1.40	\$161.05	\$165.90
Each additional stop per week	\$18.60	\$20.00	\$161.05	\$165.90
Rental Fees	\$18.60	\$18.60	\$18.60	\$18.60

Roll-off/Drop Box containers (please list charges)
 10-15 yd drop boxes Current \$103 per hour Proposed \$106 per hour Drop box rent \$13/day \$200/month
 20-30 yd drop boxes Current \$109 per hour Proposed \$112 per hour

Extra/Additional charges (eg. Go Back, On Call, Extra Stop, NSF check, replacement, etc.): Please list!
 1 Medical Waste \$15/gallon 20 gal bin \$90
 2 On call service \$8.65 per can \$24.30 per yard
 3 \$10 NSF fee, \$10 OTP restart fee
 4 Lost roll cart replacement cost \$60 5. Distance charge for truck time if less than 3 customers per mile