

BEFORE THE BOARD OF COUNTY COMMISSIONERS

FOR TILLAMOOK COUNTY, OREGON

SITTING AS THE BOARD OF THE SOLID WASTE SERVICE DISTRICT

In the Matter of Increasing Customer Rates ) ORDER #22-030  
for Solid Waste Disposal for Solid Waste )  
Collection Franchisee, Walker Waste ) SWSD #22-004  
Solutions, dba Oceanside Sanitary Service )

This matter came before the Tillamook County Board of Commissioners, sitting as the governing body of the Solid Waste Service District (SWSD), on May 25, 2022, at the request of David McCall, Solid Waste Program Manager.

The Board of Commissioners, being fully apprised of the representations of the above-named person, and the records and files herein, finds as follows:

1. Walker Waste Solutions, dba Oceanside Sanitary Service has requested to increase rates charged by a collection franchisee to their customers.
2. Customer rates for this collection franchisee were last adjusted in Board Order #18-049, SWSD #18-007.
3. The Tillamook County Solid Waste Advisory Committee recommended at their meeting on May 10, 2022 that the requested rate increases be approved.
4. The Tillamook County Board of Commissioners finds that the proposed rates will be just, fair, reasonable, and sufficient to provide the proper service to the public.

NOW, THEREFORE, IT IS HEREBY ORDERED that:

5. The City Sanitary rates as outlined on Exhibit "A" become effective July 1, 2022.

///

///

DATED this 25<sup>th</sup> day of May, 2022.

THE BOARD OF COMMISSIONERS  
FOR TILLAMOOK COUNTY, OREGON

  
\_\_\_\_\_  
David Yamamoto, Chair

Aye    Nay    Abstain/Absent

  /              

  
\_\_\_\_\_  
Erin D. Skaar, Vice-Chair

  /              


  
\_\_\_\_\_  
Mary Faith Bell, Commissioner


  /              

ATTEST: Tassi O'Neil  
County Clerk

APPROVED AS TO FORM:

By:   
\_\_\_\_\_  
Special Deputy

  
\_\_\_\_\_  
William K. Sargent, County Counsel



## EXHIBIT A



3/31/22

Dear Tillamook County Commissioners,

City Sanitary Service took over operations of Oceanside Sanitary Service on 1/1/21. We had an interesting year serving the people of the Oceanside area. Our mission was to provide service exactly the same way the Zwald's had provided it. This, we thought, would create minimal impact, and change to the citizens of that area and keep them very happy. A high level of positive customer feedback leads me to believe we accomplished this and have even offered them more services like curbside recycling and roll carts. We would like to increase some of the rates in the Oceanside area by 5% to keep the rates in line with our base service rates in the rest of the county. We do not intend to raise any of the existing Oceanside rates that are already higher than the county rates. Please see the chart of rates for clarity.

We would also like to make a few small changes to the schedule of pick up days for certain service types, to make our service schedule uniform throughout the county. We would like to change the definition of every other week service to first and third week service instead of first, third, and fifth week service. We would also like to change once per month service to the first week of each month instead of the last week of each month. These changes may seem small but will help our drivers have uniformity throughout the areas of their routes. These changes will also allow us to have less trucks on the road, and in some cases use smaller trucks to complete routes. These changes help lessen the environmental impact and create efficiencies in overall operations.

Thank you for your consideration in these matters. We hope to continue to serve the people of Oceanside with great service for many years to come.

Respectfully,

A handwritten signature in black ink, appearing to read "R. Poppe", with a long horizontal line extending to the right.

Robert Poppe  
Co-owner

**Oceanside Franchise Hauler Rate Review Report**  
*edited March 2022*

Franchisee:

**City Sanitary Service**

	7/1/22-6/30/23 2021 actual	7/1/22-6/30/23 projected w/o rate change	7/1/22-6/30/23 projected w/ 3% rate change	Total Allocation method % change	7/1/22-6/30/23 projected w/o rate change	7/1/22-6/30/23 projected w/ 5% rate change	Oceanside franchise Allocation method/ % change
<b>REVENUE</b>							
Route collection Services	\$2,727,186	\$2,754,458	\$2,837,091	4% Actual	\$140,685	\$142,091	\$149,196 6%
Drop Box Services	\$103,945	\$105,000	\$105,000	1% CC DB	\$1,039	\$1,050	\$1,050 1%
Rental revenue	\$377,130	\$399,758	\$399,758	6% 1% CC DB	\$3,771	\$3,998	\$3,998 6%
Non-franchised revenue & pass-through revenue	\$12,451	\$10,000	\$10,000	-20% Actual	\$0	\$0	\$0 #DIV/0!
Recycling revenues	\$47,917	\$48,000	\$49,440	3% Actual	\$0	\$0	\$0 #DIV/0!
Other revenue (med waste, interest)	\$3,266,628	\$3,317,216	\$3,401,289	4%	\$145,495	\$147,139	\$154,244 6%
<b>Total revenue</b>	3409			Actual	0		
Number of regular route customers as of January 1, 2021*	3836			Actual	343		
Number of regular route customers as of July 1, 2021*	3887			Actual	341		
Number of regular route customers as of January 1, 2022*	8151			3% truck weights	184,53		tons
Regular route tonnage for 2021:	1821			1% CC DB	18		
*Regular route customers are usually cans, carts, dumpsters, based on service listings.	4464			1% truck weights	44,64		tons
Drop box tonnage for 2021:							

**EXPENSES**

<b>Operational expenses</b>							
Disposal expense (franchised) 9899 tons up 73	\$903,492	\$981,018	\$981,018	9% 3% truck weights	\$27,105	\$29,431	\$29,431 9% #DIV/0!
Disposal expense (other) med waste	\$1,029	\$2,000	\$2,000	94% all city			
Recycling collection expense (all in labor)				#DIV/0! n/a			
Recycling processing expense	\$12,765	\$17,000	\$17,000	33% 5% ccr Cust.Count	\$638	\$850	\$850 33%
Labor-related expenses							
Labor expense	\$539,258	\$571,613	\$571,613	6% 5% labor hours	\$26,963	\$28,581	\$28,581 6%
Taxes, insurance	\$225,122	\$238,629	\$238,629	6% 5% labor hours	\$11,256	\$11,931	\$11,931 6%
Other labor-related expense	\$160,465	\$170,000	\$170,000	6% 5% labor hours	\$8,023	\$8,500	\$8,500 6%
Operations-related expenses							
Fuel	\$86,118	\$95,000	\$95,000	10% 5% labor hours	\$4,306	\$4,750	\$4,750 10%
Repairs and Maintenance	\$27,357	\$35,000	\$35,000	28% 5% labor hours	\$1,368	\$1,750	\$1,750 28%
Depreciation and Amortization	\$201,244	\$208,000	\$208,000	3% 5% labor hours	\$10,062	\$10,400	\$10,400 3%
Equipment lease and/or Rent	\$0	\$0	\$0	#DIV/0!	\$0	\$0	\$0 #DIV/0!
Property Lease and/or Rent	\$40,282	\$42,400	\$42,400	5% 5% labor hours	\$2,014	\$2,120	\$2,120 5%
Equipment expense (eg. short-term rental) Truck Repairs	\$111,424	\$130,000	\$130,000	17% 5% labor hours	\$5,571	\$6,500	\$6,500 17%
Insurance expense	\$74,313	\$78,000	\$78,000	5% 5% labor hours	\$3,716	\$3,900	\$3,900 5%
Other operational expense (incl. franchise fees)	\$57,647	\$60,000	\$60,000	4% Actual	\$0	\$0	\$0 #DIV/0!
<b>Total operational expenses</b>	\$2,440,515	\$2,628,660	\$2,628,660	8%	\$101,022	\$108,713	\$108,713 8%
Number of route collection trucks as of January 1, 2021	13				13		
Number of route collection trucks as of January 1, 2022	17				17		
Number of drop box collection trucks as of January 1, 2021	5				5		
Number of drop box collection trucks as of January 1, 2022	5				5		

**Administrative expense**

Management services	\$174,000	\$174,000	\$174,000	0% 9% cust. Count	\$15,660	\$15,660	\$15,660 0%
Administrative services	\$8,090	\$10,000	\$10,000	24% 9% cust. Count	\$728	\$900	\$900 24%
Postage, phones, office supplies, utilities, etc.	\$85,274	\$90,000	\$90,000	6% 9% cust. Count	\$7,675	\$8,100	\$8,100 6%
Advertising and outreach expenses	\$11,891	\$13,000	\$13,000	9% 9% cust. Count	\$1,070	\$1,170	\$1,170 9%
Education, Training, Publications, dues	\$4,667	\$6,000	\$6,000	29% 9% cust. Count	\$420	\$540	\$540 29%
Bad debts	\$11,655	\$11,000	\$11,000	-6% Actual	\$0	\$0	\$0 #DIV/0!
Other admin. Expenses	\$70,662	\$75,000	\$75,000	6% 9% cust. Count	\$6,366	\$6,750	\$6,750 6%
Total administrative expenses	\$366,239	\$379,000	\$379,000	3%	\$31,912	\$33,120	\$33,120 4%
Return on income before taxes (revenue - allowable costs)	\$461,875	\$309,556	\$393,629	-15%	\$12,561	\$5,306	\$12,411 -1%
<b>Operating margin</b>	14.1%	9.3%	11.6%	-18%	8.6%	3.6%	8.0% -7%

**Oceanside franchise data only!**

**Current and Proposed Rates**

**Trash Cans/Rollcarts**

	Current	Proposed
35 gal roll cart weekly pickup	\$25.00	\$26.25
35 gal roll cart twice weekly pickup	\$50.00	\$52.50
Curbside every Other Week pickup	N/A	N/A
Curbside Once a Month pickup	N/A	N/A
Each Extra Can set out	\$6.65	\$6.65

**Current Proposed**  
**(60-65 gallon cans/rollcarts)**

	Current	Proposed
	N/A	N/A
	N/A	N/A
	N/A	N/A
	N/A	N/A
	N/A	N/A

**Current Proposed**  
**(90-95 gallon cans/rollcarts)**

	Current	Proposed
	N/A	N/A
	N/A	N/A
	N/A	N/A
	N/A	N/A
	N/A	N/A

In Yard weekly pickup Can	\$28.05	\$28.05
In Yard twice weekly pickup Can	\$56.10	\$56.10
In Yard every Other Week pickup Can	\$23.35	\$23.35
In Yard Once a Month pickup Can	\$11.70	\$11.70
Each Extra Can set out	\$6.65	\$6.65

	\$45.60	\$47.85
	\$91.20	\$95.70
	N/A	N/A
	N/A	N/A
	N/A	N/A

	\$66.20	\$69.45
	\$132.40	\$138.90
	N/A	N/A
	N/A	N/A
	N/A	N/A

**Rental Fees**

**Trash Cans/Rollcarts (per month)**

95 Gallon CCR & Office Paper Cart 2xMonth	\$3.00	\$3.00
---	--------	--------

**Containers**

	Current	Proposed
1 cubic yard container	\$119.25	\$119.25
	\$119.25	\$119.25
	\$14.00	\$14.00

	Current	Proposed
1 1/2 cubic yard container	\$139.20	\$146.15
	\$139.20	\$146.15
	\$18.60	\$18.60

	Current	Proposed
2 cubic yard container	\$212.70	\$212.70
	\$212.70	\$212.70
	\$17.55	\$17.55

Weekly pickup	N/A
Each additional stop per week	
Rental Fees	

3 cubic yard container	N/A
4 cubic yard container	N/A
5 cubic yard container	N/A

6 cubic yard container	N/A
8 cubic yard container	N/A

Weekly pickup	N/A
Each additional stop per week	
Rental Fees	

2 yard cont. Cardboard Recycle	\$3.40	\$3.55
	\$22.00	\$22.15
	\$18.60	\$18.60

**Roll-off/Drop Box containers (please list charges)**

10-15 yd drop boxes	Current \$113.55 per hour proposed \$119.25
20-30 yd drop boxes	Current \$120.00 per hour proposed \$126.00

Drop Box Rent	\$13 per day \$200 per month
---------------	------------------------------

**Extra/Additional charges (eg. Go Back, On Call, Extra Stop, NSF check, replacement, etc.): Please list!**

- 1 Medical Waste \$15 minimum charge \$15/gallon Large bins \$90 max weight 60 lbs
- 2 On call service current \$9.25 per can up to \$9.75/current \$26.00 per yard up to \$27.30
- 3 \$10 NSF fee, \$15 OTP restart fee, \$25 cart return fee, \$5 refund processing fee, Minimum two weeks of no service before crediting account.
- 4 Lost roll cart replacement fee \$65
- 5 Distance charge of \$126.00 per hour for truck time if less than 3 customers per road mile or for unscheduled or extra pick ups


## Garbage Removal Services for Oceanside

<b>Billed Monthly - Rate includes roll cart rent where applicable</b>	<b>Current</b>	<b>Proposed</b>	<b>Day of Service</b>
(1) 30 gal can checked weekly	\$28.05	\$28.05	Every Tuesday
(1) 35 gal roll cart checked weekly	\$28.00	\$29.25	Every Tuesday
(1) 60 gal roll cart checked weekly	\$48.60	\$50.85	Every Tuesday
(1) 90 gal roll cart checked weekly	\$69.20	\$72.45	Every Tuesday
(1) 30 gal can checked on 1st and 3rd weeks of the month	\$23.35	\$23.35	1st & 3rd Tuesdays
(1) 35 gal roll cart checked on 1st and 3rd weeks of the month	\$26.35	\$26.35	1st & 3rd Tuesdays
(1) 30 gal can checked once a month	\$11.70	\$11.70	First Tuesday of the Month
(1) 35 gal roll cart checked once a month	\$12.25	\$12.75	First Tuesday of the Month

### Additional Services / Fees

<b>Billed Monthly</b>	<b>Current</b>	<b>Proposed</b>	<b>Schedule</b>
Recycling - Commingled/Curbside Only - (no glass)	\$9.00	\$9.30	2nd and 4th Tuesdays
Extra can or roll cart up to 35 gallons	\$6.65	\$6.65	Each 35 gallons
Extra can or roll cart up to 40 gallons - Grandfathered accts only*	\$7.75	\$7.75	Each 40 gallons
Extra can or roll cart up to 50 gallons - Grandfathered accts only*	\$8.95	\$8.95	Each 50 gallons
Extra roll cart up to 65 gallons	\$13.30	\$13.30	Each 65 gallons
Extra roll cart up to 90 gallons	\$19.95	\$19.95	Each 90 gallons
On call Tuesday pickup up to 35 gallons	\$14.00	\$14.00	Call in Monday before Noon
On call Tuesday pickup up 40-50 gallons - Grandfathered accts only*	\$18.00	\$18.00	Call in Monday before Noon
On call Tuesday pickup up 65 gallons	\$18.50	\$18.50	Call in Monday before Noon
On call Tuesday pickup up to 90 gallons	\$27.75	\$27.75	Call in Monday before Noon
(1) Yard Container emptied weekly - commercial use	\$119.25	\$119.60	Every Tuesday
(1) Yard Container emptied every other week - commercial use	\$89.00	\$89.00	1st, 3 <sup>rd</sup> Tuesdays
On call Tuesday - 1 Yard emptied - commercial use	\$51.45	\$51.45	Call in Monday before Noon
Container Rental per month - 1 Yard size - commercial use	\$14.00	\$14.00	Every Month
(2) Yard Container emptied weekly - commercial use	\$212.70	\$212.70	Every Tuesday
Container Rental per month - 2 Yard size - commercial use	\$17.55	\$17.55	Every Month
Return Service Fee	\$6.00	\$6.00	On Occurrence
Extra Service-Cleanup - Includes "Raccoon Cleanup"	\$10.00	\$10.00	On Occurrence

\* New customer owned can must be no larger than 32 gallons. Ask about roll cart with attached lids.



CITY SANITARY SERVICE / OCEANSIDE SANITARY SERVICE - PO Box 486, Tillamook, OR 97141 - (503) 842-6262 - [www.citysanitaryservice.com](http://www.citysanitaryservice.com)