

TABLE OF CONTENTS FISCAL YEAR 2013/2014

BUDGET MESSAGE

STATE PROGRAM REVENUE & EXPENSE REPORTING (FORM 5520)

REVENUE ALL GENERAL FUND DEPARTMENTS

GENERAL FUND - 010

<u>Dept #</u>	<u>Department Name</u>
01100	BOARD OF COUNTY COMMISSIONERS
01110	COUNTY CLERK
01120	ASSESSOR
01130	TAX
01140	SURVEYOR
01150	DEPARTMENT OF COMMUNITY DEVELOPMENT
01160	LAND SALES
01200	TREASURER
01210	HUMAN RESOURCES
01220	INFORMATION SERVICES
01230	FACILITIES
01240	MOTORPOOL
01300	GENERAL COUNTY GOVERNMENT
01400	NON-DEPARTMENTAL
01410	CONTINGENCY
01500	JUSTICE COURT
01510	JUVENILE DEPT
01520	DISTRICT ATTORNEY
01530	SHERIFF (CRIMINAL/JAIL/MARINE)
01540	EMERGENCY MANAGEMENT
01550	COMMUNICATIONS
01600	MENTAL HEALTH
	GENERAL FUND SUMMARY

SPECIAL REVENUE FUNDS CONTINUED

<u>Fund #</u>	<u>Fund Name</u>
132	PARK OPERATIONS
142	COMMUNITY CORRECTIONS
144	COURT SECURITY
145	LAW ENFORCEMENT
150	SB 1065
152	TILLAMOOK NARCOTICS TEAM
160	ROAD FUND
163	BIKE PATH
165	TRASK ROAD PROJECT
170	HEALTH AND HUMAN SERVICES FUND
171	MENTAL HEALTH FUND
173	MEDIATION
180	FAIR
181	FAIR RESERVE
185	LIBRARY
186	LIBRARY RESERVE
192	COUNTY SCHOOL
193	REVENUE STABILIZATION FUND
194	VETERAN'S SERVICES
195	POST EMPLOYMENT LIABILITY RESERVE
	HISTORY /OREGON COMMUNITY DEVELOPMENT BLOCK GRANTS
	HISTORY / DEPARTMENT OF COMMUNITY DEVELOPMENT
	HISTORY / COMMISSION ON CHILDREN & FAMILIES
	SPECIAL REVENUE FUNDS SUMMARY

SPECIAL REVENUE FUNDS

<u>Fund #</u>	<u>Fund Name</u>
100	MITIGATION GRANTS
102	NESTUCCA VALLEY COMMUNITY CAMPUS
104	VIDEO LOTTERY
105	FOREST TIMBER TRUST
106	FEDERAL TITLE III
107	JUVENILE TRUST
109	LAW LIBRARY
110	SHERIFF TRUST
111	TRANSIENT LODGING TAX
113	CLERKS RECORDS
114	NORTH COAST DRUG TASK FORCE
115	BPS SURCHARGE
116	TECHNOLOGY FUND
119	PLCP
131	VEHICLE RESERVE

DEBT SERVICE FUNDS

<u>Fund #</u>	<u>Fund Name</u>
201	HOSPITAL DEBT SERVICE
202	JAIL DEBT SERVICE
203	LIBRARY DEBT SERVICE
	DEBT SERVICE FUNDS SUMMARY

CAPITAL PROJECTS FUNDS

<u>Fund #</u>	<u>Fund Name</u>
301	BUILDING IMPROVEMENT
307	ROAD IMPROVEMENT CONSTRUCTION (BOND PROCEEDS)
308	ROAD CONSTRUCTION GRANT PROJECTS
	HISTORY / FAIR CAPITAL PROJECTS
	HISTORY / OTIA BRIDGE CONSTRUCTION
	CAPITAL PROJECTS FUNDS SUMMARY

TOTAL BUDGET SUMMARY

SALARY TABLES

PUBLICATIONS/BOARD ORDERS

**THIS PAGE
INTENTIONALLY LEFT BLANK**





BUDGET MESSAGE

**THIS PAGE
INTENTIONALLY LEFT BLANK**





Land of Cheese, Trees and Ocean Breeze

TILLAMOOK COUNTY BUDGET MESSAGE FISCAL YEAR 2013-2014

May 7, 2013

Members of the Budget Committee, Board of County Commissioners and Citizens of Tillamook County:

As budget officer, I present the proposed budget portraying the expected financial performance of Tillamook County. The budget format is consistent with that of previous years and all funds are presented as balanced between revenues and expenditures as required by Oregon Revised Statutes, Chapter 294.

Tillamook County uses the cash basis of accounting for all budgets. Revenues are recorded at the time they are received in cash and expenditures are accounted for when paid. The historic information includes actual revenues and expenditures that have been audited and adjusted to the modified accrual basis of accounting which is required by Generally Accepted Accounting Principles (GAAP).

The General Fund is the County's main operating fund and is appropriated by various departmental levels. The remaining funds of the County are appropriated by categories: personal services, materials and services and capital outlay. Tillamook County requires that the Special Revenue Funds be self-sustaining through fees, grants, state and federal contracts and other revenue sources that don't rely on General Fund support. Special Revenue Funds receive revenue from specific operating levies, fees, fines, grants or other governmental appropriations. In some cases, the General Fund will loan funds to a Special Revenue Fund to comply with State budget law mandates. Additionally, all funds include separate appropriations for debt service, transfers and contingency, where applicable. Special reserve balances and unappropriated ending balances are included where needed.

The County Leadership Team consisting of Elected Officials and Department Directors met on December 3, 2012 for their second strategic planning meeting. The purpose of this meeting was to collaboratively discuss priorities for the County budgeting process that was initiated the previous year. The following recommendations were established to help guide the County in providing government services to the community:

- The general fund unappropriated ending fund balance needs to be maintained at a minimum of \$4 million or the amount needed to bridge the minimal operational costs from July until November of each fiscal year.
- No hiring of new personnel.
- Lommen Bridge matching funds. General fund support to be continued at \$333,000 in fiscal year 2013-2014 and \$333,000 in fiscal year 2014-2015. This General Fund support will be budgeted over three (3) fiscal years. This bridge is scheduled for a \$10 million HBP funded replacement, of which the County is required to match with \$1 million.
- The Revenue Stabilization Fund needs to be funded at a minimum of \$4 million with the goal of six (6) months of operating revenue for the General Fund.
- The Building Improvement Fund should be built up to a minimum of \$6.5 million to provide \$5 million in the event of a catastrophic building loss and \$1.5 million for ongoing capital improvement. A long term plan for replacement of the courthouse and other aging and inadequate facilities must be developed.

- Vehicle Reserve Fund should fund future vehicle purchases on an annual pro rata basis by department. Incremental funding must be commenced so as to replace end of life vehicles needed to conduct County business. Lease/Purchase Agreements was discussed as an option for funding County vehicles.
- The Law Enforcement Fund should be allowed to build up to \$50,000 from Justice Court MIP funds. The concern raised is the funding of alcohol related prosecutions that may outstrip this fund's ability to pay.
- The Post Employment Liability Reserve Fund should remain as is. Insurance cost for retirees should remain departmental costs accounted for in the budget process as a pay as we go approach.

In the planning or execution of any budget, there is a constant need to be prepared to make adjustments to respond to change in the environment and not wait for the next budget cycle. The planning for this budget attempted to anticipate consequences of state and federal funding changes. However, it is certain we do not know all of the challenges that will appear. Very likely adjustments will be made as the fiscal year progresses. Services and programs will continue to rely on increased General Fund support as federal and state program funding diminishes.

Local governments in Oregon continue to struggle with the impacts of Property Tax Limitation Measures that passed in the 1990's. With the passage of BM5 and in 1997 BM50, rates were capped at \$10 per thousand dollars of value for general government and phased in a limit of \$5 per thousand dollars for schools. Growth of property tax revenues is limited to three percent (3%) per year, except for new construction, which now results in new revenues rather than an adjustment in the tax rate. The proposed budget estimated an assessed value increase of 2.5% with an estimated 93% collection rate.

State Forest Revenue is projected to provide approximately \$3,780,000 in funding for the General Fund. The State Forester projected state forest timber revenue to range between \$13.5 and \$15.5 million. The proposed revenue projection is based on the \$13.5 million estimate. State Forestry uses a structured basis management strategy plan for timber harvests. Once the sales are held, they have three (3) years to produce income. This revenue source fluctuates annually based on economics, price and demand. Political factors also play an important role in the stability of these revenues. The budget continues to be determined by this revenue source.

Revenue from investments is expected to remain stagnant. The County allocates interest on month end balances and generally uses the Local Government Investment Pool for most investments. The General Fund bears the investment loss for operating funds that have negative balances and the County does not charge local taxing districts for investment services that are required by law. In addition, bank charges for credit card services, etc., create additional banking charges that offset interest earnings.

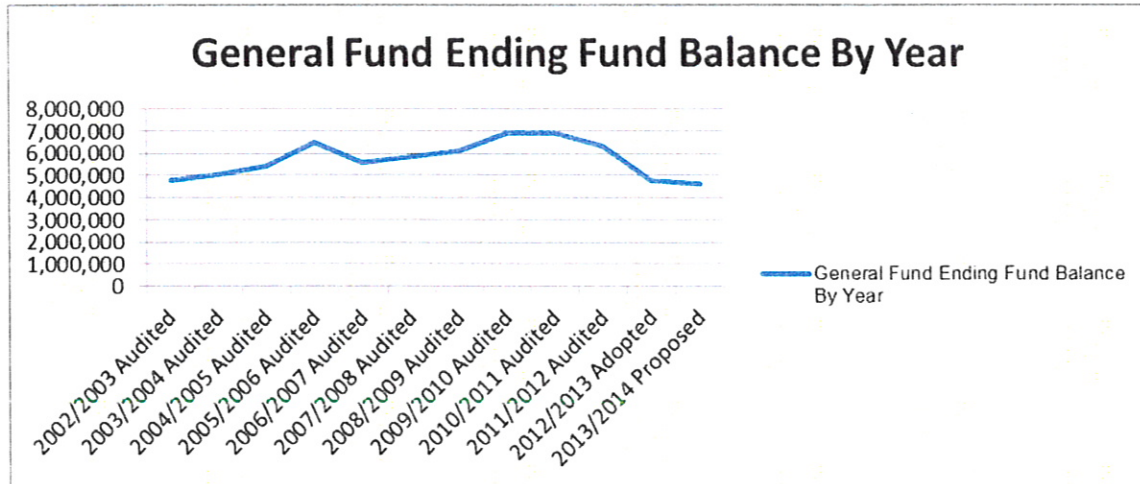
The cost allocation plan continues to be prepared in accordance with OMB A-87 standards. The Board of County Commissioners and Budget Committee members remain supportive of the Special Revenue Funds paying for their indirect costs.

The AFSCME contract included a 2.5% wage increase effective July 1, 2013 with a 1% wage increase effective July 1, 2014. This contract will expire on December 31, 2014. The Teamster contract was "rolled over" for two (2) years with the exception of wage increases of 2.5% effective July 1, 2012 and July 1, 2013. This contract expires June 30, 2014. The proposed budget contains a 2.5% increase for all non-represented employees, as well. Elected Officials compensation requires a recommendation from the Compensation Board and approval of the budget committee. The County is planning to keep its workforce stable with no anticipated staffing increases or decreases.

A fifteen percent (15%) increase had been budgeted for health insurance benefits in the requested budget. The County was provided updated information from their insurance provider with the increase not being more than five percent (5%). The proposed budget reflects this savings. Employees continue to pay ten percent (10%) of the health insurance premium and the County pays ninety percent (90%).

The County will contribute twenty percent (20%) of salaries to the retirement program. This was the same percentage used for the current fiscal year to fund the Retirement Plan. The actuarial valuation suggested a funding contribution of 24.7%. Currently the Retirement Plan has a funded ratio of eighty percent (80%). Hopefully the state timber revenues will be realized at the higher end of the State Forester's projection and an additional amount can be determined to contribute to the Retirement Plan during fiscal year 2013-2014.

The proposed General Fund transfers to other funds totals \$511,000. The proposed transfer includes \$333,000 for the \$10 million Lommen Bridge Project, \$158,000 for Public Health support and \$20,000 for Commission on Children and Families support. The proposed General Fund unappropriated ending fund balance is \$4,610,197 a decrease of \$172,134, or 3.6%, from fiscal year 2012-2013. The chart below shows the history of the General Fund's ending balance:



The proposed General Fund budget reduces cash by \$739,803. The County's proposed General Fund budget totals \$21,866,205. This is an \$114,371 or .52% increase from fiscal year 2012-2013 adopted level. A chart showing the comparison of the proposed 2013-2014 General Fund budget and fiscal year 2012-2013 adopted General Fund budget is shown below:

GENERAL FUND BUDGET FY 2012-2013 vs. 2013-2014			
RESOURCES	ADOPTED 2012-13	PROPOSED 2013-14	INCREASE/(DECREASE)
Operating Revenue	15,251,834	16,266,205	1,014,371
Other Funding Sources	6,500,000	5,600,000	(900,000)
TOTAL	21,751,834	21,866,205	114,371
EXPENDITURES			
Personal Services	12,564,012	12,846,300	282,288
Materials & Services	3,397,391	3,286,908	(110,483)
Capital Outlay	247,100	361,800	114,700
Transfers Out	511,000	511,000	0
Contingency	250,000	250,000	0
Unappr Fund Balance	4,782,331	4,610,197	(172,134)
TOTAL	21,751,834	21,866,205	114,371

The proposed General Fund budget does not include the 1.5 FTE's requested by the Department of Community Development following the recommendation by the Leadership Team for "no new hires". These position requests should be reviewed mid year after a careful analysis of received and projected revenue.

The requested General Fund vehicle purchases, two (2) for Department of Community Development and two (2) for the Sheriff's Department, are in the proposed budget as vehicles purchased with a five (5) year lease/purchase agreement.

The proposed General Fund budget requires a \$400,000 transfer from the Revenue Stabilization Fund. Fiscal year 2012-2013 was adopted with the assumption that \$800,000 would be transferred. To date, no funds have been transferred from the Revenue Stabilization Fund to the General Fund. My goal is to not use any of the Revenue Stabilization Funds this fiscal year, as the fourth (4th) quarter timber receipts were higher than anticipated. The \$400,000 transfer would reduce the Revenue Stabilization Fund by nineteen percent (19%).

The total proposed Tillamook County budget for fiscal year 2013-2014 is \$81,068,299. The adopted budget for fiscal year 2012-2013 totaled \$64,411,930. This is an overall increase of \$16,656,369 or 20.55%. The majority of this increase reflects a \$15 million general obligation bond measure that will be presented to the voters on the May 21, 2013 ballot. This bond measure would fund road improvements. The proposed budget for fiscal year 2013-2014 continues on the principles adopted in fiscal year 2012-2013. A chart showing the comparison of the proposed all funds 2013-2014 budget and the fiscal year 2012-2013 adopted budget is shown below:

ALL FUNDS BUDGET			
FY 2012-2013 vs. FY 2013-2014			
RESOURCES	ADOPTED 2012-13	PROPOSED 2013-14	INCREASE/(DECREASE)
Operating Revenue	47,223,507	64,009,144	16,785,637
Other Funding Sources	17,188,423	17,059,155	(129,268)
TOTAL	64,411,930	81,068,299	16,656,369
EXPENDITURES			
Personal Services	21,621,707	22,378,240	756,533
Materials & Services	24,455,198	25,826,173	1,370,975
Capital Outlay	3,350,710	18,145,050	14,794,340
Transfers Out	1,639,000	1,855,500	216,500
Contingency	2,108,786	2,450,970	342,184
Debt Service	1,803,625	1,797,649	(5,976)
Unappr Fund Balance	9,432,904	8,614,717	(818,187)
TOTAL	64,411,930	81,068,299	16,656,369

The County's other major funds consist of the Library, Veteran's Services, Health and Human Services, and Road.

Tillamook County voters approved five (5) year operating levies for the Library and Veteran's Service departments in May 2012. The Library operating levy continues at 65 cents per \$1,000 of assessed valuation and the Veteran's Service operating levy continues at 3 cents per \$1,000 of assessed valuation. The Veteran's Service department will be relocating to the Courthouse saving rent, utility and janitorial expenses.

The Health Services Fund and Commission on Children and Families have been working together for two (2) years through shared staffing and program development. The 2013-2014 proposed budget has merged these two (2) departments into the Health and Human Services Department. As stated earlier, the General Fund will continue support for public health and Commission on Children and Families. On June 30, 2011, the General Fund loaned the Health Services Fund \$431,000 to cover their negative fund balance. The Health Services Fund has a remaining balance of \$60,000 for a loan of \$500,000 on June 30, 2005 from the General Fund. The scheduled \$60,000 repayment to the General Fund will be the final payment for the original loan.

The Road Department resources continue to decline. The Board of County Commissioners and County Roads Advisory Committee continue to explore funding possibilities. The County will seek voter approval in May 2013 for a \$15 million general obligation bond to fund road repairs.

The County will levy additional taxes to pay the annual requirements for three Debt Service Funds. The Hospital Debt service levy is \$855,400. The Hospital General Obligation Bond was passed in 1996. This bond provided funding for a remodel and earthquake retrograde of the Tillamook County General Hospital. The bond will retire in fiscal year 2015-2016.

The Justice Facility General Obligation bond was passed in 1994 and will retire in fiscal year 2013-2014. The Jail Debt service levy is \$627,000. The Facility was dedicated on June 18, 1997. This facility continues to house the Tillamook County Sheriff's Office, Jail, Adult Parole and Probation and the Oregon State Police.

The Library Debt Service levy is \$267,200. The General Obligation bond funded the construction of the main library located at Stillwell and Third Street in Tillamook. This facility opened in 2006 and continues to be the nucleus for library services and community events. The bond will retire in fiscal year 2023-2024.

My goals as budget officer is to provide sustainable funding for all mandated and essential County government programs; provide services in a transparent, open and efficient manner to the citizens of Tillamook County; and ensure cost effective achievement of services to the County's citizens by providing an environment that fosters a highly qualified and a professional workforce.

Moving forward, the County Leadership Team will need to respond to any economic crisis and reevaluate the impact this may have on the County's complex financial portfolio of discretionary and dedicated revenues. Preserving the General Fund balance reserve, focusing on financial sustainability and stability, and actively manage and monitor mid-year spending needs to be a key element in the County's financial strategy.

The budget has been prepared based on the most accurate information provided at this time. The budget committee meeting has been noticed as required by ORS 294.311(35). The budget committee reviews the proposed budget and receives the budget message. Following budget approval by the budget committee, another public hearing is held. A budget summary and notice of hearing are published prior to the hearing, subject to strict legal requirements as to the time and method of publication.

The Board of County Commissioners is scheduled to adopt the County budget at a public hearing on June 12, 2013. After hearing testimony, the Commissioners may adjust the budget within certain parameters or adopt the approved budget sent to them by the budget committee.


Thanks to the Board of County Commissioners, Budget Committee, Elected Officials, Department Heads and County staff who have contributed to the preparation of this year's budget.

Respectfully submitted,



Debbie Clark
County Treasurer/Budget Officer

**THIS PAGE
INTENTIONALLY LEFT BLANK**



FISCAL YEAR 2013-2014

STATE PROGRAM REVENUE & EXPENSE REQUIRED BY ORS 294.444

County budgets must contain a summary of revenues and expenditures for major programs funded in part by state resources. The summary must include, at a minimum, functions related to assessment and taxation, community corrections, district attorneys, juvenile corrections and probation, public health, mental health and chemical dependency, veterans' services, roads and economic development. The summary must provide the total expenses for each program and identify the revenues used to fund the program and from general county resources, state grants, federal grants, video lottery resources and other resources as applicable. The summary must include the revenues and expenditures in the adopted budget, revenues and expenditures in the prior year's adopted budget, and actual revenue and expenditure data from the two previous years. The data is reported to the Association of Oregon Counties which in turn compiles a report to the Legislature.

TILLAMOOK COUNTY

Program	Expenditures	Revenue					Total
		General Resources	Other Funds	Lottery Funds	State Funds	Direct Federal Funds	
Assessment & Tax	Total Expenditures						
ADOPTED BUDGET 2013-14	2,002,529.00	1,507,529.00	-	-	495,000.00	-	2,002,529.00
ADOPTED BUDGET 2012-13	1,950,276.00	1,513,276.00	-	-	437,000.00	-	1,950,276.00
ACTUAL 2011-12	1,739,177.00	1,294,380.00	-	-	444,797.00	-	1,739,177.00
ACTUAL 2010-11	1,749,007.00	1,289,873.00	-	-	459,134.00	-	1,749,007.00
Program	Total Expenditures						
County Direct Program Totals							
Dist. Attorney							
ADOPTED BUDGET 2013-14	1,046,055.00	843,500.00	21,200.00	-	58,855.00	122,500.00	1,046,055.00
ADOPTED BUDGET 2012-13	1,034,380.00	837,825.00	21,200.00	-	58,855.00	116,500.00	1,034,380.00
ACTUAL 2011-12	937,924.00	739,075.00	20,832.00	-	62,501.00	115,516.00	937,924.00
ACTUAL 2010-11	942,267.00	743,367.00	17,846.00	-	61,586.00	119,468.00	942,267.00
Program							All activities
County Direct Program Totals							
Public Health							
ADOPTED BUDGET 2013-14	6,271,870.00	218,100.00	1,539,880.00	-	910,660.00	3,603,230.00	6,271,870.00
ADOPTED BUDGET 2012-13	5,065,426.00	162,011.00	1,133,480.00	-	909,819.00	2,860,116.00	5,065,426.00
ACTUAL 2011-12	4,672,891.00	151,661.00	1,020,274.00	-	745,834.00	2,755,122.00	4,672,891.00
ACTUAL 2010-11	4,716,293.00	696,846.00	773,593.00	-	442,865.00	2,802,989.00	4,716,293.00
Program							
County Direct Program Totals							
Juvenile							
ADOPTED BUDGET 2013-14	602,250.00	549,050.00	3,500.00	-	46,500.00	3,200.00	602,250.00
ADOPTED BUDGET 2012-13	610,100.00	553,600.00	4,000.00	-	46,500.00	6,000.00	610,100.00
ACTUAL 2011-12	471,429.00	439,816.00	4,279.00	-	27,334.00	-	471,429.00
ACTUAL 2010-11	478,358.00	438,537.00	6,297.00	-	33,524.00	-	478,358.00
Program							
County Direct Program Totals							
Mental Health							
ADOPTED BUDGET 2013-14	1,559,000.00	59,000.00	-	-	1,500,000.00	-	1,559,000.00
ADOPTED BUDGET 2012-13	1,559,000.00	59,000.00	-	-	1,500,000.00	-	1,559,000.00
ACTUAL 2011-12	1,054,330.00	55,500.00	-	-	998,830.00	-	1,054,330.00
ACTUAL 2010-11	894,595.00	56,250.00	-	-	838,345.00	-	894,595.00
Program							Tillamook County contracts out MH Services. Funds are pass-through
County Direct Program Totals							
Veterans							
ADOPTED BUDGET 2013-14	166,600.00	149,000.00	100.00	-	17,500.00	-	166,600.00
ADOPTED BUDGET 2012-13	179,000.00	161,000.00	500.00	-	17,500.00	-	179,000.00
ACTUAL 2011-12	179,695.00	146,242.00	1,174.00	-	32,279.00	-	179,695.00
ACTUAL 2010-11	185,159.00	153,051.00	438.00	-	31,670.00	-	185,159.00
Program							
County Direct Program Totals							
Economic Development							

FISCAL YEAR 2013-2014

TILLAMOOK COUNTY

	Expenditures		Revenue					Total
	Total Expenditures	General Resources	Other Funds	Lottery Funds	State Funds	Direct Federal Funds		
County Direct Program Totals								
ADOPTED BUDGET 2013-14	1,871,850.00	1,325,700.00	-	140,000.00	406,150.00	-	1,871,850.00	Parks & Video Lottery
ADOPTED BUDGET 2012-13	1,714,210.00	1,230,900.00	-	125,000.00	358,310.00	-	1,714,210.00	
ACTUAL 2011-12	1,794,937.00	1,278,165.00	-	200,445.00	316,327.00	-	1,794,937.00	
ACTUAL 2010-11	1,741,020.00	1,264,795.00	-	161,511.00	314,714.00	-	1,741,020.00	
Program								
Road								
ADOPTED BUDGET 2013-14	5,195,260.00	2,894,000.00	42,000.00	-	2,163,260.00	96,000.00	5,195,260.00	
ADOPTED BUDGET 2012-13	4,858,654.00	2,545,123.00	42,000.00	-	2,103,540.00	167,991.00	4,858,654.00	
ACTUAL 2011-12	6,549,198.00	3,368,982.00	62,915.00	-	2,070,847.00	1,046,454.00	6,549,198.00	
ACTUAL 2010-11	7,060,859.00	3,263,368.00	79,606.00	-	1,807,154.00	1,910,731.00	7,060,859.00	
Community Corrections								
ADOPTED BUDGET 2013-14	860,800.00	205,000.00	95,000.00	-	560,800.00	-	860,800.00	
ADOPTED BUDGET 2012-13	850,746.00	205,000.00	85,000.00	-	560,746.00	-	850,746.00	
ACTUAL 2011-12	856,897.00	219,778.00	76,521.00	-	560,598.00	-	856,897.00	
ACTUAL 2010-11	1,003,961.00	215,761.00	74,401.00	-	713,486.00	313.00	1,003,961.00	



GENERAL FUND

REVENUE & EXPENSE

**THIS PAGE
INTENTIONALLY LEFT BLANK**



Tillamook County
Statement of Budget
Fiscal Year July 1, 2013- June 30, 2014
Revenues

Fund:	010 General
Dept:	Revenue for all departments

FY 10-11 Actual	FY 11-12 Actual	FY 12-13 Adopted	Dept No.	Acct No	Description	FY 13-14 Requested	FY 13-14 Proposed	FY 13-14 Approved	FY 13-14 Adopted	Department
0	0	0	01110	4250	State Grant	0	0	0	0	0 Clerk/Elections
8,776	24,261	8,000	01110	4304	Elections	15,000	15,000	15,000	15,000	Clerk/Elections
39,638	38,254	40,000	01111	4302	County Clerk Fees	40,000	40,000	40,000	40,000	Clerk/Recording
185,761	166,772	200,000	01111	4303	Recording Fees	200,000	200,000	200,000	200,000	Clerk/Recording
4,959	4,458	3,000	01111	4305	Lien Fees	2,000	2,000	2,000	2,000	Clerk/Recording
11	33	0	01111	4670	Refunds & Rebates	0	0	0	0	Clerk/Recording
1,956	3,365	500	01111	4690	Miscellaneous	1,000	1,000	1,000	1,000	Clerk/Recording
15,248	19,137	15,000	01113	4130	Dog Licenses	15,000	15,000	15,000	15,000	Clerk/Dog
0	0	0	01113	4301	Fees	0	0	0	0	Clerk/Dog
1,293	1,338	500	01113	4690	Dog License Program Income	700	700	700	700	Clerk/Dog
257,642	257,618	267,000			County Clerk Total	273,700	273,700	273,700	273,700	
53,507	41,383	32,000	01120	4250	ORMAP Grant	20,000	20,000	20,000	20,000	Assessor
15,513	21,324	13,500	01120	4690	Miscellaneous	17,000	18,000	18,000	18,000	Assessor
69,020	62,707	45,500				37,000	38,000	38,000	38,000	
28,472	24,466	25,000	01140	4301	Surveyor Fees	25,000	25,000	25,000	25,000	Surveyor
0	0	600	01150	4690	Miscellaneous	1,000	1,000	1,000	1,000	DCD/Admin
0	0	0	01150	4695	Sale of Assets	0	0	0	0	DCD/Admin
0	0	60,000	01151	4110	Level A Plan Reviews	55,000	55,000	55,000	55,000	DCD/Building
0	0	70,000	01151	4115	Plumbing Permits	65,000	65,000	65,000	65,000	DCD/Building
0	0	170,000	01151	4116	Electrical Permits	150,000	150,000	150,000	150,000	DCD/Building
0	0	80,000	01151	4117	Short Term Vacation Rental Permits	70,000	70,000	70,000	70,000	DCD/Building
0	0	2,000	01151	4118	Short Term Vacation Rental Inspections	5,000	5,000	5,000	5,000	DCD/Building
0	0	500,000	01151	4120	Building Permits	500,000	500,000	500,000	500,000	DCD/Building
0	0	0	01152	4225	MJHMP/DR 1733	0	0	0	0	DCD/Planning
0	0	28,000	01152	4225	Coastal Resource Grant	28,000	28,000	28,000	28,000	DCD/Planning
0	0	180,000	01152	4317	Planning & Zoning Fees	170,000	170,000	170,000	170,000	DCD/Planning
0	0	0	01152	4250	State Grant	0	0	0	0	DCD/Planning
0	0	0	01153	4250	DLCD GIS Technical Grant	0	0	0	0	DCD/Planning
0	0	50,000	01150	4811	Transfer from Video Lottery	50,000	50,000	50,000	50,000	DCD/Planning
0	0	65,000	01153	4319	Sanitation Fees	65,000	65,000	65,000	65,000	DCD/On Site Sanit
0	0	1,205,600			Community Development Total	1,159,000	1,159,000	1,159,000	1,159,000	
405,627	403,414	405,000	01300	4242	A/T Grant Revenue	425,000	475,000	475,000	475,000	General County Govt
27,135	23,444	25,000	01300	4261	Cigarette Tax	25,000	25,000	25,000	25,000	General County Govt
6,187	8,423	6,000	01300	4262	Amusement Devise Tax	7,000	7,000	7,000	7,000	General County Govt
116,067	109,032	110,000	01300	4263	Liquor Tax	110,000	110,000	110,000	110,000	General County Govt
0	482	0	01300	4280	Rent Reimb	0	0	0	0	General County Govt
0	12,589	2,000	01300	4670	Refunds & Reimbursements	2,000	10,000	10,000	10,000	General County Govt
50,045	3,102	2,000	01300	4671	Reimbursement/Retiree Health Ins	4,000	4,000	4,000	4,000	General County Govt
26,372	17,983	6,000	01300	4690	Miscellaneous	6,000	6,000	6,000	6,000	General County Govt
0	0	0	01300	4691	Legal Settlements	0	0	0	0	General County Govt
989,094	935,522	861,400	01300	4700	Intercounty/Administrative Revenue	941,500	941,500	941,500	941,500	General County Govt
69,382	69,203	75,000	01300	4701	Intercounty Insurance	75,000	75,000	75,000	75,000	General County Govt
15,292	12,974	10,000	01300	4705	Intercounty/Work & Sales	70,000	94,000	94,000	94,000	General County Govt
55,000	55,000	55,000	01300	4810	Transfer from Health Fund (loan repay)	60,000	60,000	60,000	60,000	General County Govt
75,000	75,000	75,000	01300	4811	Transfer from Video Lottery (Fair Debt Srvc)	75,000	75,000	75,000	75,000	General County Govt
0	0	0	01300	4811	Transfer from Video Lottery (Museum)	10,000	10,000	10,000	10,000	General County Govt
0	0	800,000	01300	4815	Transfer from Revenue Stabilization	0	400,000	400,000	400,000	General County Govt
18,402	0	0	01300	4817	Transfer from N. Coast Drug Task Force	0	0	0	0	
1,853,603	1,726,168	2,432,400			General Cty Gov Total	1,810,500	2,292,500	2,292,500	2,292,500	
5,393,971	5,589,938	5,853,000	01400	4010	Property Taxes - Current	5,900,000	5,900,000	5,900,000	5,900,000	Non-Departmental
311,197	339,658	300,000	01400	4011	Property Taxes - Previous	320,000	320,000	320,000	320,000	Non-Departmental
403,399	211,541	0	01400	4201	O & C Land	0	0	0	0	Non-Departmental
43,267	44,580	30,000	01400	4203	BLM In Lieu Of Taxes	30,000	30,000	30,000	30,000	Non-Departmental
2,725,647	2,353,664	2,710,000	01400	4230	State Timber Revenue	3,780,000	3,780,000	3,880,000	3,880,000	Non-Departmental
51,677	7,589	25,000	01400	4550	County Land Sales	25,000	25,000	25,000	25,000	Non-Departmental
0	0	0	01400	4555	County Timber Sales	0	0	0	0	Non-Departmental
0	0	0	01400	4670	Refunds & Reimbursements	0	0	0	0	Non-Departmental
8,037	1,344	5,000	01400	4690	Miscellaneous	5,000	5,000	5,000	5,000	Non-Departmental
40,627	36,707	50,000	01400	4699	Interest	40,000	40,000	40,000	40,000	Non-Departmental
19,767	18,225	18,450	01400	4204	Watermaster	42,400	42,400	42,400	42,400	Non-Departmental
8,997,589	8,603,246	8,991,450			Non-Departmental Total	10,142,400	10,142,400	10,242,400	10,242,400	
374,129	356,650	400,000	01500	4401	Fines	375,000	375,000	375,000	375,000	Justice Court
126	21	0	01500	4670	Refunds & Reimbursements	0	0	0	0	Justice Court
374,255	356,671	400,000			Justice Court	375,000	375,000	375,000	375,000	
0	0	6,000	01510	4225	JAIBG Grant	3,200	3,200	3,200	3,200	Juvenile
16,600	15,800	20,000	01510	4250	OYA Diversion Grant	20,000	20,000	20,000	20,000	Juvenile
16,924	11,534	20,000	01510	4250	JCP Basic Services Grant	20,000	20,000	20,000	20,000	Juvenile
0	0	4,000	01510	4250	JCP Prevention	4,000	4,000	4,000	4,000	Juvenile
0	0	2,500	01510	4250	OYA Flex Fund	2,500	2,500	2,500	2,500	Juvenile
0	0	0	01510	4250	High-Risk Juvenile Crime Prevention	0	0	0	0	Juvenile
3,310	3,300	3,000	01510	4280	Rent	3,000	3,000	3,000	3,000	Juvenile
100	200	1,000	01510	4337	Supervision Fees	500	500	500	500	Juvenile
2,887	779	0	01510	4690	Miscellaneous	0	0	0	0	Juvenile
20,000	20,000	20,000	01510	4812	Transfer from SB 1065	20,000	20,000	20,000	20,000	Juvenile
59,821	51,613	76,500			Juvenile Total	73,200	73,200	73,200	73,200	
38,480	33,618	36,255	01523	4250	Cami Grant	36,255	36,255	36,255	36,255	DA/CAMI
88,239	70,549	80,000	01521	4271	Child Support	86,000	86,000	86,000	86,000	DA/Child Support
7,546	20,221	12,500	01521	4225	Child Support Grant	12,500	12,500	12,500	12,500	DA/Child Support
0	0	1,200	01521	4271	Child Support Fees	1,200	1,200	1,200	1,200	DA/Child Support
23,683	24,746	24,000	01522	4225	VOCA Grants	24,000	24,000	24,000	24,000	DA/Victims Assist

Tillamook County
Statement of Budget
Fiscal Year July 1, 2013- June 30, 2014
Revenues

Fund:	010 General
Dept:	Revenue for all departments

FY 10-11 Actual	FY 11-12 Actual	FY 12-13 Adopted	Dept No.	Acct No	Description	FY 13-14 Requested	FY 13-14 Proposed	FY 13-14 Approved	FY 13-14 Adopted	Department
23,106	28,883	22,600	01522	4272	DA/Victims Assistance	22,600	22,600	22,600	22,600	DA/Victims Assist
17,846	20,960	20,000	01520	4690	Miscellaneous	20,000	20,000	20,000	20,000	DA/General
198,900	198,977	196,555			DA Total	202,555	202,555	202,555	202,555	
11,630	11,401	25,000	01530	4225	Byrne Drug Enforcement Grant	25,000	25,000	25,000	25,000	Sheriff/Criminal
62,105	38,605	54,000	01530	4225	USFS Deputy Contract	54,000	54,000	54,000	54,000	Sheriff/Criminal
4,348	7,680	10,000	01530	4225	Traffic Safety Grant	9,000	9,000	9,000	9,000	Sheriff/Criminal
13,958	35,496	26,500	01530	4225	BLM Marijuana LE Patrol	26,500	26,500	26,500	26,500	Sheriff/Criminal
1,578	777	0	01530	4225	Bulletproof Vest Partnership	0	0	0	0	Sheriff/Criminal
630	815	0	01530	4250	ARRA Jag Proj/Sat Phones	0	0	0	0	Sheriff/Criminal
16,000	12,325	16,000	01530	4250	Cape Lookout LE	16,000	16,000	16,000	16,000	Sheriff/Criminal
12,869	0	0	01530	4250	ODOT Work Zone Safety Grant	0	0	0	0	Sheriff/Criminal
159,421	173,678	150,000	01530	4267	State Deputy Contract	167,000	167,000	167,000	167,000	Sheriff/Criminal
51,161	54,423	56,900	01530	4250	ATV/Sandlake	70,628	70,600	70,600	70,600	Sheriff/Criminal
124,424	138,619	150,000	01530	4250	ATV/State Forest	167,000	167,000	167,000	167,000	Sheriff/Criminal
1,009	0	0	01530	4250	ATV Safety/Education 07-59	0	0	0	0	Sheriff/Criminal
59,053	46,475	55,000	01530	4331	Sheriff Fees	55,000	55,000	55,000	55,000	Sheriff/Criminal
0	0	0	01530	4332	Special Events	0	0	0	0	Sheriff/Criminal
72,050	89,566	97,500	01530	4334	City of Garibaldi	101,000	101,000	101,000	101,000	Sheriff/Criminal
1,205	7,462	1,000	01530	4670	Refunds & Reimbursements	5,000	5,000	5,000	5,000	Sheriff/Criminal
17,541	12,477	5,000	01530	4690	Miscellaneous	5,000	5,000	5,000	5,000	Sheriff/Criminal
15,000	15,000	15,000	01530	4707	Intercounty/CAMI	15,000	15,000	15,000	15,000	Sheriff/Criminal
0	0	0	01530	4712	Intercounty/Code Enforcement	0	0	0	0	Sheriff/Criminal
168,084	45,498	0	01530	4817	Trans from NCDTF/ARRA-Criminal (Big Byrne)	0	4,300	4,300	4,300	Sheriff/Criminal
0	7,178	0	01531	4250	SCAAP Grant	0	0	0	0	Sheriff/Jail
290,548	478	0	01531	4225	ARRA-Correction Deputy Retention	0	0	0	0	Sheriff/Jail
47,045	30,435	30,000	01531	4280	Rent	30,000	30,000	30,000	30,000	Sheriff/Jail
196,903	292,810	200,000	01531	4333	Inmate Boarding	200,000	225,000	225,000	225,000	Sheriff/Jail
24,195	17,937	25,000	01531	4410	SB 1065 Fines	25,000	25,000	25,000	25,000	Sheriff/Jail
25,000	25,000	25,000	01531	4635	Inmate Welfare Revenue	25,000	25,000	25,000	25,000	Sheriff/Jail
1,005	16,918	0	01531	4670	Refunds & Reimbursements	2,500	2,500	2,500	2,500	Sheriff/Jail
20,661	21,426	5,000	01531	4690	Miscellaneous	15,000	15,000	15,000	15,000	Sheriff/Jail
20,425	35,332	23,000	01531	4702	Intercounty/Work Crew	15,000	15,000	15,000	15,000	Sheriff/Jail
25,000	25,000	25,000	01531	4710	Intercounty/Sanction Beds	25,000	25,000	25,000	25,000	Sheriff/Jail
225,000	175,000	175,000	01531	4711	Intercounty/DOC 1145 Services	175,000	175,000	175,000	175,000	Sheriff/Jail
10,000	10,000	10,000	01531	4715	Intercounty/Rent	10,000	10,000	10,000	10,000	Sheriff/Jail
0	50,000	50,000	01531	4814	Transfer from Court Security	50,000	50,000	50,000	50,000	Sheriff/Jail
239,912	188,337	245,579	01533	4225	Marine Safety Grant	252,424	252,400	252,400	252,400	Sheriff/Marine
8,443	8,684	10,000	01533	4401	Fines	10,000	10,000	10,000	10,000	Sheriff/Marine
205	0	0	01533	4670	Refunds & Reimbursements	0	0	0	0	Sheriff/Marine
0	601	350	01533	4690	Miscellaneous	350	350	350	350	Sheriff/Marine
0	0	0	01533	4280	Rent	0	0	0	0	Sheriff/Marine
1,926,408	1,595,433	1,485,829			Sheriff Total	1,551,402	1,580,650	1,580,650	1,580,650	
9,200	9,200	9,700	01540	4210	Reservoir Reimb	9,700	9,700	9,700	9,700	Emergency Mgmt
0	53,323	0	01540	4225	Comm Port/Airborne Speaker Warn Sys	0	0	0	0	Emergency Mgmt
65,514	101,588	94,500	01540	4225	FEMA/EMPG	80,000	80,000	80,000	80,000	Emergency Mgmt
0	60,500	0	01540	4225	Interoperability Project	0	0	0	0	Emergency Mgmt
0	0	0	01540	4225	FEMA/Terrorism Grant	0	0	0	0	Emergency Mgmt
0	14,792	10,300	01540	4225	Citizen Corp CERT Grant	0	0	0	0	Emergency Mgmt
0	0	0	01540	4670	Refunds & Reimbursements	0	0	0	0	Emergency Mgmt
0	4,000	6,500	01540	4290	Local/Community Funding	6,500	6,500	6,500	6,500	Emergency Mgmt
36	2,245	0	01540	4690	Miscellaneous	0	0	0	0	Emergency Mgmt
74,750	245,648	121,000			Emergency Mgmt Total	96,200	96,200	96,200	96,200	
0	2,000	5,000	01550	4280	Radio Site Rental	8,000	8,000	8,000	8,000	Communications
9,011	1,502	0	01550	4690	Miscellaneous	0	0	0	0	Communications
9,011	3,502	5,000			Communications Total	8,000	8,000	8,000	8,000	
13,849,471	13,126,049	15,251,834			Total Operating Revenue	15,753,957	16,266,205	16,366,205	16,366,205	
6,912,702	6,903,868	6,500,000	01400	4000	Beginning Balance	5,200,000	5,600,000	5,600,000	5,600,000	Non-Departmental
6,912,702	6,903,868	6,500,000			Total Other Funding Sources	5,200,000	5,600,000	5,600,000	5,600,000	
20,762,173	20,029,917	21,751,834			Total Revenue	20,953,957	21,866,205	21,966,205	21,966,205	

Tillamook County
Statement of Budget
Fiscal Year July 1, 2013 - June 30, 2014
Expenditures

Fund:	010 General
Dept:	01100 Commissioners

FY 10-11 Actual	FY 11-12 Actual	FY 12-13 Adopted	FTE	Acct No	Description	FTE	FY 13-14 Requested	FTE	FY 13-14 Proposed	FY 13-14 Approved	FY 13-14 Adopted
Expenditures											
225,072	228,223	234,000	3.00	5001	Elected Official	3.00	240,000	3.00	240,000	240,000	240,000
148,499	156,930	156,500	1.50	5200	Management/Supervisory	1.50	175,000	1.50	177,600	177,600	177,600
80,378	79,250	87,000	2.00	5400	Administrative/Clerical	2.00	92,300	2.00	92,300	92,300	92,300
0	0	0		5600	Part-time/Temporary		0		0	0	0
1,516	1,341	1,000		5897	Leave Buyout		22,000		22,000	22,000	22,000
0	0	0		5899	Overtime		0		0	0	0
455,465	465,744	478,500	6.50		Total Salaries	6.50	529,300	6.50	531,900	531,900	531,900
32,997	33,754	38,600		5950	Employer's FICA		41,000		41,200	41,200	41,200
1,023	898	2,000		5955	Workers Compensation		2,100		2,100	2,100	2,100
0	0	0		5960	Unemployment		0		0	0	0
97,368	108,750	146,000		5965	Health & Life Insurance		117,000		111,700	111,700	111,700
77,283	82,227	95,500		5970	Retirement		101,500		101,500	101,500	101,500
8,400	8,100	8,400		5980	VEBA		8,400		8,400	8,400	8,400
672,536	699,473	769,000			Total Personal Services		799,300		796,800	796,800	796,800
1,685	1,373	2,000		6001	Office Supplies		2,000		1,800	1,800	1,800
0	389	500		6004	Non-Capital Equipment		500		500	500	500
1,669	1,217	2,500		6030	Fuel & Lubricants		2,500		1,500	1,500	1,500
358	0	500		7001	Printing & Advertising		500		500	500	500
355	560	500		7003	Books & Publications		500		500	500	500
0	0	100		7005	Postage & Shipping		100		0	0	0
759	951	1,000		7007	Telephone		1,000		1,000	1,000	1,000
0	0	100		7012	Network Fees		100		0	0	0
216	16	1,000		7022	Public Relations		1,000		1,000	1,000	1,000
27,821	24,378	31,500		7050	Memberships & Dues		31,500		28,000	28,000	28,000
8,360	7,299	9,500		7080	Training/Travel/Mileage		9,500		10,000	10,000	10,000
12,349	12,807	15,000		7105	Contracted Services		15,000		14,000	14,000	14,000
0	4,268	0		7110	Legal		0		0	0	0
1,011	1,084	2,000		7601	R&M/Office Equipment		2,000		2,000	2,000	2,000
1,309	393	1,000		7603	R&M/Vehicles		1,000		1,000	1,000	1,000
74	258	100		7899	Misc Materials & Services		100		100	100	100
55,966	54,993	67,300			Total Materials & Services		67,300		61,900	61,900	61,900
0	0	0		9015	Furniture/Fixtures		0		0	0	0
0	0	0			Total Capital Outlay		0		0	0	0
728,502	754,466	836,300			Total Expenditures		866,600		858,700	858,700	858,700

Tillamook County
Statement of Budget
Fiscal Year July 1, 2013 - June 30, 2014

Fund:	010 General
Dept:	Commissioners

Summary

FY 10-11 Actual	FY 11-12 Actual	FY 12-13 Adopted	FTE	Description	FTE	FY 13-14 Requested	FTE	FY 13-14 Proposed	FY 13-14 Approved	FY 13-14 Adopted
672,536	699,473	769,000	6.50	Total Personal Services	6.50	799,300	6.50	796,800	796,800	796,800
55,966	54,993	67,300		Total Materials & Services		67,300		61,900	61,900	61,900
0	0	0		Total Capital Outlay		0		0	0	0
728,502	754,466	836,300		Commissioners Totals		866,600		858,700	858,700	858,700

Tillamook County
Statement of Budget
Fiscal Year July 1, 2013 - June 30, 2014
Revenues

Fund:	010 General
Dept:	County Clerk

FY 10-11 Actual	FY 11-12 Actual	FY 12-13 Adopted	Acct No.	Funding Source Code	Description	FY 13-14 Requested	FY 13-14 Proposed	FY 13-14 Approved	FY 13-14 Adopted	Department
Revenues										
8,776	24,261	8,000	4304		Elections	15,000	15,000	15,000	15,000	elections
39,638	38,254	40,000	4302		County Clerk Fees	40,000	40,000	40,000	40,000	recording
185,761	166,772	200,000	4303		Recording Fees	200,000	200,000	200,000	200,000	recording
4,959	4,458	3,000	4305		Lien Fees	2,000	2,000	2,000	2,000	recording
11	33	0	4670		Refunds & Rebates	0	0	0	0	recording
1,956	3,365	500	4690		Miscellaneous	1,000	1,000	1,000	1,000	recording
15,248	19,137	15,000	4130		Dog Licenses	15,000	15,000	15,000	15,000	dog
0	0	0	4301		Fees	0	0	0	0	dog
1,293	1,338	500	4690		Dog License Program Income	700	700	700	700	dog
257,642	257,618	267,000			Total Revenue	273,700	273,700	273,700	273,700	

Tillamook County
Statement of Budget
Fiscal Year July 1, 2013 - June 30, 2014
Expenditures

Fund:	010 General
Dept:	County Clerk
	01110 Elections

FY 10-11	FY 11-12	FY 12-13				FY 13-14	FY 13-14	FY 13-14	FY 13-14	
Actual	Actual	Adopted	FTE	Acct No	Description	Requested	FTE	Proposed	Approved	
Expenditures										
35,205	35,698	36,600	0.48	5001	Elected Official	37,800	0.48	37,800	37,800	37,800
20,309	20,503	21,000	0.41	5200	Management/Supervisory	22,200	0.41	22,200	22,200	22,200
51,399	53,328	57,000	1.47	5400	Administrative/Clerical	55,700	1.47	55,700	55,700	55,700
4,740	4,288	10,000		5600	Part-time/Temporary	15,000		10,000	10,000	10,000
425	0	0		5899	Overtime	0		0	0	0
0	0	1,000		5897	Leave Buyout	1,500		1,000	1,000	1,000
112,078	113,817	125,600	2.36		Total Salaries	132,200	2.36	126,700	126,700	126,700
8,291	8,646	10,700		5950	Employer's FICA	10,800		10,800	10,800	10,800
226	195	850		5955	Workers Compensation	900		900	900	900
21,272	36,899	43,900		5965	Health & Life Insurance	46,000		44,000	44,000	44,000
18,061	19,713	22,900		5970	Retirement	23,100		23,100	23,100	23,100
2,495	2,578	2,600		5980	VEBA	2,600		2,600	2,600	2,600
162,423	181,848	206,550			Total Personal Services	215,600		208,100	208,100	208,100
813	736	3,000		6001	Office Supplies	3,000		3,000	3,000	3,000
3,354	0	0		6004	Non-Capital Equipment	0		0	0	0
18,900	19,651	18,000		6009	Computer Software & Licensing	21,000		21,000	21,000	21,000
0	636	0		6011	Computer Supplies	0		0	0	0
20,563	22,208	25,000		7001	Printing & Advertising	27,000		25,000	25,000	25,000
195	209	500		7003	Books & Publications	500		500	500	500
3,944	4,837	8,000		7005	Postage & Shipping	9,000		8,000	8,000	8,000
117	167	500		7050	Memberships & Dues	500		500	500	500
1,837	1,487	1,500		7080	Travel/Training/Mileage	1,700		1,700	1,700	1,700
342	198	2,500		7601	R&M/Office Equipment	2,500		1,000	1,000	1,000
0	0	300		7880	Rebates & Refunds	300		300	300	300
100	0	0		7899	Misc Materials & Services	0		0	0	0
50,165	50,129	59,300			Total Materials & Services	65,500		61,000	61,000	61,000
2,491	0	100		9020	Computers/Office Equipment	100		100	100	100
2,491	0	100			Total Capital Outlay	100		100	100	100
215,079	231,977	265,950			Total Expenditures	281,200		269,200	269,200	269,200

Current OMB A-87 Indirect Cost Allocation - \$111,266

Tillamook County
Statement of Budget
Fiscal Year July 1, 2013 - June 30, 2014
Expenditures

Fund:	010 General
Dept:	County Clerk
	01111 Recording

FY 10-11 Actual	FY 11-12 Actual	FY 12-13 Adopted	FTE	Acct No	Description	FTE	FY 13-14 Requested	FTE	FY 13-14 Proposed	FY 13-14 Approved	FY 13-14 Adopted
Expenditures											
35,205	35,698	36,600	0.48	5001	Elected Official	0.48	37,800	0.48	37,800	37,800	37,800
20,309	20,503	21,000	0.41	5200	Management/Supervisory	0.41	22,200	0.41	22,200	22,200	22,200
52,117	54,066	58,200	1.50	5400	Administrative/Clerical	1.50	56,800	1.50	56,800	56,800	56,800
0	0	0		5899	Overtime		0		0	0	0
425	0	500		5897	Leave Buyout		1,500		500	500	500
108,056	110,267	116,300	2.39		Total Salaries	2.39	118,300	2.39	117,300	117,300	117,300
8,344	8,705	9,700		5950	Employer's FICA		9,800		9,800	9,800	9,800
222	190	800		5955	Workers Compensation		800		800	800	800
21,485	37,368	44,400		5965	Health & Life Insurance		46,500		44,400	44,400	44,400
18,219	19,879	23,100		5970	Retirement		23,400		23,400	23,400	23,400
2,515	2,598	2,600		5980	VEBA		2,600		2,600	2,600	2,600
158,841	179,007	196,900			Total Personal Services		201,400		198,300	198,300	198,300
5,826	3,708	4,500		6001	Office Supplies		4,500		4,500	4,500	4,500
2,599	0	2,000		6004	Non-Capital Equipment		0		0	0	0
7,371	7,518	8,550		6009	Computer Software & Licensing		8,550		7,500	7,500	7,500
86	0	500		7001	Printing & Advertising		500		500	500	500
0	187	500		7003	Books & Publications		500		500	500	500
117	207	500		7050	Memberships & Dues		500		500	500	500
562	729	1,000		7080	Travel/Training/Mileage		1,000		800	800	800
1,514	1,914	1,500		7601	R&M/Office Equipment		1,700		1,700	1,700	1,700
434	484	500		7880	Rebates & Refunds		500		500	500	500
0	0	0		7899	Misc Materials & Services		0		0	0	0
18,509	14,747	19,550			Total Materials & Services		17,750		16,500	16,500	16,500
2491	0	0		9020	Computers/Office Equipment		100		100	100	100
2,491	0	0			Total Capital Outlay		100		100	100	100
179,841	193,754	216,450			Total Expenditures		219,250		214,900	214,900	214,900

Tillamook County
Statement of Budget
Fiscal Year July 1, 2013 - June 30, 2014
Expenditures

Fund:	010 General
Dept:	County Clerk
	01112 BOPTA

FY 10-11 Actual	FY 11-12 Actual	FY 12-13 Adopted	FTE	Acct No	Description	FTE	FY 13-14 Requested	FTE	FY 13-14 Proposed	FY 13-14 Approved	FY 13-14 Adopted
Expenditures											
2,934	2,975	3,050	0.04	5001	Elected Official	0.04	3,200	0.04	3,200	3,200	3,200
8,916	9,001	9,200	0.18	5200	Management/Supervisory	0.18	9,800	0.18	9,800	9,800	9,800
718	738	1,200	0.03	5400	Administrative/Clerical	0.03	1,200	0.03	1,200	1,200	1,200
700	600	0		5600	Part-time Temporary		0		0	0	0
0	0	0		5899	Overtime		0		0	0	0
187	0	200		5897	Leave Buyout		200		200	200	200
13,455	13,314	13,650	0.25		Total Salaries	0.25	14,400	0.25	14,400	14,400	14,400
1,043	1,018	1,300		5950	Employer's FICA		1,300		1,300	1,300	1,300
29	21	600		5955	Workers Compensation		600		600	600	600
1,350	4,313	5,100		5965	Health & Life Insurance		6,300		6,000	6,000	6,000
2,101	2,363	2,700		5970	Retirement		2,800		2,800	2,800	2,800
265	285	300		5980	VEBA		300		300	300	300
18,243	21,314	23,650			Total Personal Services		25,700		25,400	25,400	25,400
239	171	100		6001	Office Supplies		200		200	200	200
1,000	1,000	0		6009	Computer Software/Licensing		1,100		1,000	1,000	1,000
86	0	100		7001	Printing & Advertising		100		100	100	100
0	187	200		7003	Books & Publications		200		200	200	200
117	132	250		7050	Memberships & Dues		250		250	250	250
562	917	700		7080	Travel/Training/Mileage		1,000		800	800	800
0	0	1,000		7101	Professional Services`		1,500		500	500	500
0	0	0		7899	Misc Materials & Services		0		0	0	0
2,004	2,407	2,350			Total Materials & Services		4,350		3,050	3,050	3,050
2491	0	0		9020	Computers/Office Equipment		100		0	0	0
2,491	0	0			Total Capital Outlay		100		0	0	0
22,738	23,721	26,000			Total Expenditures		30,150		28,450	28,450	28,450

Tillamook County
Statement of Budget
Fiscal Year July 1, 2013 - June 30, 2014
Expenditures

Fund:	010 General
Dept:	County Clerk
	01113 Dog

FY 10-11	FY 11-12	FY 12-13	Acct No	Description	FTE	FY 13-14 Requested	FTE	FY 13-14 Proposed	FY 13-14 Approved	FY 13-14 Adopted
Expenditures										
402	412	500	6001	Office Supplies		500		500	500	500
600	300	305	6009	Computer Software&Licensing		325		325	325	325
36,345	36,000	36,000	7105	Contracted Services		46,500		36,500	36,500	36,500
35	70	0	7880	Rebates & Refunds		0				
<u>37,382</u>	<u>36,782</u>	<u>36,805</u>		Total Materials & Services		<u>47,325</u>		<u>37,325</u>	<u>37,325</u>	<u>37,325</u>
0	0	0	9040	Bldg/Improvements		0		0	0	0
<u>0</u>	<u>0</u>	<u>0</u>		Total Capital Outlay		<u>0</u>		<u>0</u>	<u>0</u>	<u>0</u>
<u><u>37,382</u></u>	<u><u>36,782</u></u>	<u><u>36,805</u></u>		Total Expenditures		<u><u>47,325</u></u>		<u><u>37,325</u></u>	<u><u>37,325</u></u>	<u><u>37,325</u></u>

Bldg/Improvements \$10,000 - Tuff Shed FY06-07 - Project not done in 06-07
FY 07/08 Contracted Svs \$31,000 for agreement w/city (Started w/FY06-07), Linda Parks \$9,600 & Veterinarians \$2,000
FY 08/09 recommended for TAS \$9,600 and \$7,000 for total of \$16,600 This amount is included in Contracted Services Line
FY 09/10 Proposed Contracted Svs - \$26,000 - \$16,000 for agreement w/City and Vet, \$10,000 for agreement w/TAS
FY 10/11 recommended \$16,000 for City and \$20,000 for TAS
FY 11/12 recommended \$16,000 for City and \$20,000 for TAS
FY 12/13 recommended \$16,000 for City and \$20,000 for TAS
FY 13/14 recommended \$16,500 for City and \$20,000 for TAS

Tillamook County
Statement of Budget
Fiscal Year July 1, 2013 - June 30, 2014

Fund:	010 General
Dept:	County Clerk

Summary

FY 10-11 Actual	FY 11-12 Actual	FY 12-13 Adopted	FTE	Description	FTE	FY 13-14 Requested	FTE	FY 13-14 Proposed	FY 13-14 Approved	FY 13-14 Adopted
339,507	382,169	427,100	5.00	Total Personal Services	5.00	442,700	5.00	431,800	431,800	431,800
108,060	104,065	118,005		Total Materials & Services		134,925		117,875	117,875	117,875
7,473	0	100		Total Capital Outlay		300		200	200	200
<u>455,040</u>	<u>486,234</u>	<u>545,205</u>		County Clerk Totals		<u>577,925</u>		<u>549,875</u>	<u>549,875</u>	<u>549,875</u>

Tillamook County
Statement of Budget
Fiscal Year July 1, 2013 - June 30, 2014
Revenues

Fund:	010 General
Dept:	Assessor

FY 10-11 Actual	FY 11-12 Actual	FY 12-13 Adopted	Acct No.	Funding Source Code	Description	FY 13-14 Requested	FY 13-14 Proposed	FY 13-14 Approved	FY 13-14 Adopted	Department
Revenues										
			4250		State Grants					
53,507	41,383	32,000		01123325352E	ORMAP/FYE14	20,000	20,000	20,000	20,000	
0	0	0			A&T CAFFA*	0	0	0	0	
15,513	21,324	13,500	4690		Miscellaneous	17,000	18,000	18,000	18,000	
Total Revenue						37,000	38,000	38,000	38,000	

*A&T Grant revenue recorded in General Co Government

Tillamook County
Statement of Budget
Fiscal Year July 1, 2013 - June 30, 2014
Expenditures

Fund:	010 General
Dept:	01120 Assessor

FY 10-11 Actual	FY 11-12 Actual	FY 12-13 Adopted	FTE	Acct No	Description	FTE	FY 13-14 Requested	FTE	FY 13-14 Proposed	FY 13-14 Approved	FY 13-14 Adopted
Expenditures											
77,556	70,929	80,600	1.00	5001	Elected Official	1.00	82,700	1.00	82,700	82,700	82,700
126,010	127,013	130,300	2.00	5200	Management/Supervisory	2.00	142,000	2.00	142,000	142,000	142,000
428,546	402,290	453,700	9.00	5300	Professional/Technical	9.00	476,700	9.00	477,400	477,400	477,400
137,359	142,368	153,012	4.00	5400	Administrative/Clerical	3.00	116,500	3.00	122,900	122,900	122,900
5,971	0	0	0.00	5600	Part-time/Temporary	0.00	0	0.00	0	0	0
12,431	5,626	5,000		5897	Leave Buy-Out		15,000		5,000	5,000	5,000
110	7	0		5899	Overtime		0		0	0	0
787,983	748,233	822,612	16.00		Total Salaries	15.00	832,900	15.00	830,000	830,000	830,000
57,717	54,739	66,600		5950	Employer's FICA		66,500		67,000	67,000	67,000
6,650	4,603	12,000		5955	Workers Compensation		12,500		12,500	12,500	12,500
6,880	0	0		5960	Unemployment		0		0	0	0
220,531	247,176	315,400		5965	Health & Life Insurance		281,100		265,400	265,400	265,400
131,274	134,484	163,500		5970	Retirement		163,500		165,000	165,000	165,000
16,435	16,080	16,900		5980	VEBA		15,900		15,900	15,900	15,900
1,227,470	1,205,315	1,397,012			Total Personal Services		1,372,400		1,355,800	1,355,800	1,355,800
5,620	5,051	6,000		6001	Office Supplies		6,000		5,000	5,000	5,000
1,114	0	2,000		6004	Non-Capital Equipment		0		0	0	0
0	0	0		6005	Operating Supplies		200		0	0	0
912	0	0		6009	Computer Software & Licensing		0		0	0	0
50	0	0		6011	Computer Supplies		0		0	0	0
2,721	3,138	2,300		6030	Fuel & Lubricants		2,300		2,300	2,300	2,300
0	0	1,400		6251	Uniforms (Safety Equipment)		1,400		1,400	1,400	1,400
0	82	0		7001	Printing & Advertising		0		0	0	0
1,538	1,106	1,200		7003	Books & Publications		1,200		1,200	1,200	1,200
0	27	100		7005	Postage & Shipping		100		100	100	100
695	550	700		7050	Memberships & Dues		700		700	700	700
3,917	3,932	7,000		7080	Travel/Training/Mileage		7,000		5,000	5,000	5,000
1,624	1,627	2,000		7601	R&M/Office Equipment		2,000		1,800	1,800	1,800
2,601	1,681	2,000		7603	R&M/Vehicles		2,000		2,000	2,000	2,000
0	0	0		7899	Misc Materials & Services		0		0	0	0
20,792	17,194	24,700			Total Materials & Services		22,900		19,500	19,500	19,500
0	7,456	0		9020	Computers/Office Equipment		0		0	0	0
0	18,207	0		9030	Vehicles		0		0	0	0
0	25,663	0			Total Capital Outlay		0		0	0	0
1,248,262	1,248,172	1,421,712			Total Expenditures		1,395,300		1,375,300	1,375,300	1,375,300

Current OMB A-87 Indirect Cost Allocation - \$241,455

Tillamook County
 Statement of Budget
 Fiscal Year July 1, 2013 - June 30, 2014

Fund:	010 General
Dept:	Assessor

Summary

FY 10-11 Actual	FY 11-12 Actual	FY 12-13 Adopted	FTE	Description	FTE	FY 13-14 Requested	FTE	FY 13-14 Proposed	FY 13-14 Approved	FY 13-14 Adopted
1,227,470	1,205,315	1,397,012	16.00	Total Personal Services	15.00	1,372,400	15.00	1,355,800	1,355,800	1,355,800
20,792	17,194	24,700		Total Materials & Services		22,900		19,500	19,500	19,500
0	25,663	0		Total Capital Outlay		0		0	0	0
1,248,262	1,248,172	1,421,712		Assessor Totals		1,395,300		1,375,300	1,375,300	1,375,300

**THIS PAGE
INTENTIONALLY LEFT BLANK**



Tillamook County
Statement of Budget
Fiscal Year July 1, 2013 - June 30, 2014
Expenditures

Fund:	010 General
Dept:	01130 Tax

FY 10-11	FY 11-12	FY 12-13				FY 13-14	FY 13-14	FY 13-14	FY 13-14		
Actual	Actual	Adopted	FTE	Acct No	Description	FTE	Requested	FTE	Proposed	Approved	Adopted
Expenditures											
50,815	53,594	57,600	1.00	5200	Management/Supervisory	1.00	61,400	1.00	61,400	61,400	61,400
37,557	37,346	46,150	1.00	5400	Administrative/Clerical	2.00	83,600	2.00	86,900	86,900	86,900
1,612	0	0		5600	Part-time/Temporary		0		0	0	0
0	1,082	0		5897	Leave Buy Out		1,000		1,000	1,000	1,000
0	439	0		5899	Overtime		0		0	0	0
89,984	92,461	103,750	2.00		Total Salaries	3.00	146,000	3.00	149,300	149,300	149,300
6,447	6,565	8,550		5950	Employer's FICA		12,000		12,000	12,000	12,000
167	150	500		5955	Workers Compensation		650		650	650	650
0	0	0		5960	Unemployment		0		0	0	0
35,528	32,461	39,400		5965	Health & Life Insurance		69,000		62,500	62,500	62,500
15,134	16,492	20,800		5970	Retirement		29,000		29,600	29,600	29,600
2,220	2,050	2,250		5980	VEBA		3,250		3,250	3,250	3,250
149,480	150,179	175,250			Total Personal Services		259,900		257,300	257,300	257,300
1,704	2,864	2,500		6001	Office Supplies		2,500		1,500	1,500	1,500
432	463	0		6004	Non-Capital Equipment		0		0	0	0
755	770	1,000		7001	Printing & Advertising		3,000		2,000	2,000	2,000
0	0	100		7003	Books & Publications		100		100	100	100
18,711	19,988	20,000		7005	Postage & Shipping		13,000		13,000	13,000	13,000
(10)	0	500		7013	Bank Fees		500		0	0	0
200	145	200		7050	Memberships & Dues		200		200	200	200
1,519	2,090	3,000		7080	Travel/Training/Mileage		3,000		3,000	3,000	3,000
0	0	250		7101	Professional Services		250		0	0	0
68	0	0		7105	Contracted Services		7,000		7,000	7,000	7,000
541	647	250		7601	R&M/Office Equipment		250		250	250	250
1,500	3,200	5,000		7830	Tax Foreclosures		15,000		12,000	12,000	12,000
0	0	0		7899	Misc Materials & Services		0		0	0	0
25,420	30,167	32,800			Total Materials & Services		44,800		39,050	39,050	39,050
0	0	0		9015	Furniture/Fixtures		0		0	0	0
0	0	0			Total Capital Outlay		0		0	0	0
174,900	180,346	208,050			Total Expenditures		304,700		296,350	296,350	296,350

Current OMB A-87 Indirect Cost Allocation - \$89,424

Tillamook County
Statement of Budget
Fiscal Year July 1, 2013 - June 30, 2014

Fund:	010 General
Dept:	Tax

Summary

FY 10-11 Actual	FY 11-12 Actual	FY 12-13 Adopted	FTE	Description	FTE	FY 13-14 Requested	FTE	FY 13-14 Proposed	FY 13-14 Approved	FY 13-14 Adopted
149,480	150,179	175,250	2.00	Total Personal Services	3.00	259,900	3.00	257,300	257,300	257,300
25,420	30,167	32,800		Total Materials & Services		44,800		39,050	39,050	39,050
0	0	0		Total Capital Outlay		0		0	0	0
<u>174,900</u>	<u>180,346</u>	<u>208,050</u>		Tax Dept Totals		<u>304,700</u>		<u>296,350</u>	<u>296,350</u>	<u>296,350</u>

Tillamook County
Statement of Budget
Fiscal Year July 1, 2013 - June 30, 2014
Revenues

Fund:	010 General
Dept:	Surveyor

FY 10-11 Actual	FY 11-12 Actual	FY 12-13 Adopted	Acct No	Funding Source Code	Description	FY 13-14 Requested	FY 13-14 Proposed	FY 13-14 Approved	FY 13-14 Adopted	Dept
Revenues										
28,424	24,318	25,000	4301		Surveyor Fees	25,000	25,000	25,000	25,000	
48	148	0	4690		Miscellaneous	0	0	0	0	
Total Revenue						25,000	25,000	25,000	25,000	

Tillamook County
Statement of Budget
Fiscal Year July 1, 2013 - June 30, 2014
Expenditures

Fund:	010 General
Dept:	01140 Surveyor

FY 10-11	FY 11-12	FY 12-13	FTE	Acct No	Description	FTE	FY 13-14 Requested	FY 13-14 Proposed	FY 13-14 Approved	FY 13-14 Adopted
Expenditures										
55,008	55,778	57,200	0.75	5001	Elected Official	0.75	58,700	0.75 58,700	58,700	58,700
71,219	73,483	77,800	1.50	5300	Professional/Technical	1.50	81,500	1.50 81,500	81,500	81,500
28,112	28,421	29,800	0.75	5400	Administrative/Clerical	0.75	30,500	0.75 30,500	30,500	30,500
0	0	0		5897	Leave Buy Out		1,000	500	500	500
0	0	0		5899	Overtime		0	0	0	0
154,339	157,682	164,800	3.00		Total Salaries	3.00	171,700	3.00 171,200	171,200	171,200
11,295	11,509	13,500		5950	Employer's FICA		13,900	13,900	13,900	13,900
1,673	1,934	3,000		5955	Workers Compensation		3,100	3,100	3,100	3,100
0	0	0		5960	Unemployment		0	0	0	0
53,337	58,498	69,600		5965	Health & Life Insurance		66,100	63,100	63,100	63,100
26,170	28,124	32,900		5970	Retirement		34,200	34,200	34,200	34,200
3,195	3,195	3,200		5980	VEBA		3,200	3,200	3,200	3,200
250,009	260,942	287,000			Total Personal Services		292,200	288,700	288,700	288,700
661	1,056	1,000		6001	Office Supplies		1,000	800	800	800
192	145	200		6005	Operating Supplies		400	200	200	200
0	0	100		6007	Small Tools & Minor Equipment		100	100	100	100
0	92	300		6011	Computer Supplies		300	300	300	300
2,146	2,435	2,000		6030	Fuel & Lubricants		2,500	2,500	2,500	2,500
0	0	350		6251	Uniforms (Safety Equipment)		350	350	350	350
30	30	0		7003	Books & Publications		50	50	50	50
0	0	0		7012	Network Fees		120	0	0	0
267	314	500		7050	Memberships & Dues		500	300	300	300
1,351	595	600		7080	Travel/Training/Mileage		800	800	800	800
0	0	0		7401	Rent		7,800	7,800	7,800	7,800
0	0	0		7410	Utilities		4,200	4,200	4,200	4,200
0	0	0		7430	Janitorial Services		1,200	1,200	1,200	1,200
1,926	1,926	2,500		7601	R&M/Office Equipment		2,500	2,000	2,000	2,000
1,301	480	1,000		7603	R&M/Vehicles		1,000	1,000	1,000	1,000
0	0	0		7899	Misc Materials & Services		0	0	0	0
7,874	7,073	8,550			Total Materials & Services		22,820	21,600	21,600	21,600
0	0	0		9030	Vehicles		0	0	0	0
0	0	0			Total Capital Outlay		0	0	0	0
257,883	268,015	295,550			Total Expenditures		315,020	310,300	310,300	310,300

Current OMB A-87 Indirect Cost Allocation - \$44,694

Tillamook County
Statement of Budget
Fiscal Year July 1, 2013 - June 30, 2014

Fund:	010 General
Dept:	Surveyor

Summary

FY 10-11 Actual	FY 11-12 Actual	FY 12-13 Adopted	FTE	Description	FY 13-14 Requested	FY 13-14 Proposed	FY 13-14 Approved	FY 13-14 Adopted		
250,009	260,942	287,000	3.00	Total Personal Services	3.00	292,200	3.00	288,700	288,700	288,700
7,874	7,073	8,550		Total Materials & Services		22,820		21,600	21,600	21,600
0	0	0		Total Capital Outlay		0		0	0	0
257,883	268,015	295,550		Surveyor Totals		315,020		310,300	310,300	310,300

Surveyor expenses allocated 75% General Fund & 25% PLCP Fund

**THIS PAGE
INTENTIONALLY LEFT BLANK**



Tillamook County
Statement of Budget
Fiscal Year July 1, 2013- June 30, 2014
Revenues

Fund:	010 General
Dept:	Community Development

FY 10-11 Actual	FY 11-12 Actual	FY 12-13 Adopted	Acct No	Funding Source	Description	FY 13-14 Requested	FY 13-14 Proposed	FY 13-14 Approved	FY 13-14 Adopted	Department
Revenues										
		600	4690		Miscellaneous Revenue	1,000	1,000	1,000	1,000	Admin
		0	4695		Sale of Assets	0	0	0	0	Admin
		60,000	4110		Level A Plan Reviews	55,000	55,000	55,000	55,000	Building
		70,000	4115		Plumbing Permits	65,000	65,000	65,000	65,000	Building
		170,000	4116		Electrical Permits	150,000	150,000	150,000	150,000	Building
		80,000	4117		Short Term Vacation Rental Permits	70,000	70,000	70,000	70,000	Building
		2,000	4118		Short Term Vacation Rental Inspections	5,000	5,000	5,000	5,000	Building
		500,000	4120		Building Permits	500,000	500,000	500,000	500,000	Building
			4225		Federal Grants					
		28,000		01152102118E	Coastal Resource Grant/FYE14	28,000	28,000	28,000	28,000	Planning
			4250		State Grants					
		180,000	4317		Planning & Zoning Fees	170,000	170,000	170,000	170,000	Planning
		50,000	4811		Transfer from Video Lottery	50,000	50,000	50,000	50,000	Planning
		65,000	4319		Sanitation Fees	65,000	65,000	65,000	65,000	Sanitation
		0	4690		Miscellaneous Revenue	0	0	0	0	Sanitation
Total Revenue						1,159,000	1,159,000	1,159,000	1,159,000	

A&T mapping grant revenues and expense moved to GIS Dept from Assessor's Budget in FY 04-05

MOVED FEMA GRANT TO FUND 100 AND RENAMED FUND MITIGATION GRANTS - Formally called PP/Land Acquisition

FY 10/11 DCD moved to Special Revenue Fund - 120, Community Development . History will remain in General Fund.

FY 12/13 DCD moved back to General Fund as per BOCC motion February 2012. History for FY 10/11 and 11/12 will remain in SRF.

Tillamook County
Statement of Budget
Fiscal Year July 1, 2013- June 30, 2014
Expenditures

Fund:	010 General
Dept:	Community Development
	01150 Admin

FY 10-11	FY 11-12	FY 12-13				FY 13-14	FY 13-14	FY 13-14	FY 13-14		
Actual	Actual	Adopted	FTE	Acct No	Description	FTE	Requested	FTE	Proposed	Approved	Adopted
Expenditures											
		85,200	1.00	5100	Department Head	1.00	77,400	1.00	77,400	77,400	77,400
		76,900	2.00	5400	Administrative/Clerical	2.00	80,600	2.00	80,600	80,600	80,600
		0		5600	Part-time Temporary		15,000		0	0	0
		0		5896	Out of Class Pay		0		0	0	0
		1,000		5897	Leave Buy Out		1,000		1,000	1,000	1,000
		0		5899	Overtime		0		0	0	0
<hr/>											
0	0	163,100	3.00		Total Salaries	3.00	174,000	3.00	159,000	159,000	159,000
		13,200		5950	Employer's FICA		14,100		12,900	12,900	12,900
		600		5955	Workers Compensation		600		600	600	600
		0		5960	Unemployment		0		0	0	0
		49,200		5965	Health & Life Insurance		45,200		36,900	36,900	36,900
		29,200		5970	Retirement		31,600		31,600	31,600	31,600
		3,240		5980	VEBA		3,300		3,300	3,300	3,300
<hr/>											
0	0	258,540			Total Personal Services		268,800		244,300	244,300	244,300
		500		6001	Office Supplies		500		500	500	500
		500		6004	Non-Capital Equipment		3,500		2,000	2,000	2,000
		100		7001	Printing & Advertising		100		100	100	100
		500		7003	Books & Publications		500		500	500	500
		600		7050	Memberships & Dues		800		800	800	800
		1,500		7080	Travel/Training/Mileage		1,500		1,500	1,500	1,500
		10,200		7401	Office Rent		10,200		10,200	10,200	10,200
		2,500		7410	Utilities		2,500		2,500	2,500	2,500
		500		7430	Janitorial Services		1,000		1,000	1,000	1,000
		200		7431	Janitorial Supplies		200		200	200	200
		0		7899	Misc Materials & Services		0		0	0	0
<hr/>											
0	0	17,100			Total Materials & Services		20,800		19,300	19,300	19,300
		0		9015	Furniture/Fixtures		0		0	0	0
<hr/>											
0	0	0			Total Capital Outlay		0		0	0	0
<hr/>											
0	0	275,640			Total Expenditures		289,600		263,600	263,600	263,600

Current OMB A-87 Indirect Cost Allocation - \$43,594
 FY 09-10 ADMIN EXPENSES ALLOCATED IN OTHER DCD DEPARTMENTS. HISTORY WILL STAY UNTIL FY 11-12
 FY 12-13 DCD requested to add Administration back into budget

Tillamook County
Statement of Budget
Fiscal Year July 1, 2013- June 30, 2014
Expenditures

Fund:	010 General
Dept:	Community Development
	01151 Building

FY 10-11	FY 11-12	FY 12-13				FY 13-14	FY 13-14	FY 13-14	FY 13-14		
Actual	Actual	Adopted	FTE	Acct No	Description	FTE	Requested	FTE	Proposed	Approved	Adopted
Expenditures											
		75,700	1.00	5200	Management/Supervisory	1.00	80,700	1.00	80,700	80,700	80,700
		133,000	2.00	5300	Professional/Technical	2.00	136,400	2.00	136,400	136,400	136,400
		66,100	1.50	5400	Administrative/Clerical	1.50	67,700	1.50	67,700	67,700	67,700
		33,500		5600	Part-time Temporary		32,300		32,300	32,300	32,300
		0		5896	Out of Class Pay		0		0	0	0
		1,000		5897	Leave Buy Out		28,000		28,000	28,000	28,000
		0		5899	Overtime						
0	0	309,300	4.50		Total Salaries	4.50	345,100	4.50	345,100	345,100	345,100
		22,800		5950	Employer's FICA		28,000		28,000	28,000	28,000
		4,200		5955	Workers Compensation		4,300		4,300	4,300	4,300
		5,000		5960	Unemployment		5,000		5,000	5,000	5,000
		78,300		5965	Health & Life Insurance		73,100		69,900	69,900	69,900
		49,500		5970	Retirement		57,000		57,000	57,000	57,000
		4,800		5980	VEBA		4,800		4,800	4,800	4,800
0	0	473,900			Total Personal Services		517,300		514,100	514,100	514,100
		1,000		6001	Office Supplies		1,000		1,000	1,000	1,000
		2,000		6004	Non-Capital Equipment		2,000		2,000	2,000	2,000
		11,000		6030	Fuel & Lubricants		12,000		12,000	12,000	12,000
		525		6251	Uniforms		700		700	700	700
		600		7001	Printing & Advertising		600		600	600	600
		1,000		7003	Books & Publications		1,000		1,000	1,000	1,000
		2,000		7013	Bank Fees		2,000		2,000	2,000	2,000
		1,000		7050	Memberships & Dues		1,000		1,000	1,000	1,000
		4,100		7080	Travel/Training/Mileage		4,100		4,100	4,100	4,100
		2,000		7105	Contracted Services		5,300		0	0	0
		10,200		7401	Office Rent		10,000		10,200	10,200	10,200
		2,500		7410	Utilities		2,500		2,500	2,500	2,500
		500		7430	Janitorial Services		1,000		1,000	1,000	1,000
		200		7431	Janitorial Supplies		200		200	200	200
		2,000		7601	R&M/Office Equipment		2,000		2,000	2,000	2,000
		5,000		7603	R&M/Vehicles		6,000		6,000	6,000	6,000
		1,000		7880	Rebates & Refunds		1,500		1,500	1,500	1,500
		0		7899	Misc Materials & Services		0		0	0	0
0	0	46,625			Total Materials & Services		52,900		47,800	47,800	47,800
		0		9020	Computers/Office Equipment*		6,800		6,000	6,000	6,000
		0		9030	Vehicles**		28,000		6,000	6,000	6,000
0	0	0			Total Capital Outlay		34,800		12,000	12,000	12,000
0	0	520,525			Total Expenditures		605,000		573,900	573,900	573,900

*Copier Purchase **Purchase vehicle over 5 year contract

Tillamook County
Statement of Budget
Fiscal Year July 1, 2013- June 30, 2014
Expenditures

Fund:	010 General
Dept:	Community Development
	01152 Planning

FY 10-11 Actual	FY 11-12 Actual	FY 12-13 Adopted	FTE	Acct No	Description	FTE	FY 13-14 Requested	FTE	FY 13-14 Proposed	FY 13-14 Approved	FY 13-14 Adopted
Expenditures											
		100,500	2.00	5300	Professional/Technical	3.00	171,200	3.00	112,400	167,000	167,000
		500		5897	Leave Buy Out		500		500	1,000	1,000
		500		5899	Overtime		1,500		1,500	1,500	1,500
<u>0</u>	<u>0</u>	<u>101,500</u>	<u>2.00</u>		Total Salaries	<u>3.00</u>	<u>173,200</u>	<u>3.00</u>	<u>114,400</u>	<u>169,500</u>	<u>169,500</u>
		8,300		5950	Employer's FICA		15,000		9,300	15,000	15,000
		1,900		5955	Workers Compensation		3,100		2,100	3,200	3,200
		0		5960	Unemployment		0		0	0	0
		29,500		5965	Health & Life Insurance		36,300		25,600	50,000	50,000
		18,100		5970	Retirement		34,300		22,500	35,000	35,000
		2,040		5980	VEBA		3,100		2,100	3,300	3,300
<u>0</u>	<u>0</u>	<u>161,340</u>			Total Personal Services		<u>265,000</u>		<u>176,000</u>	<u>276,000</u>	<u>276,000</u>
		1,000		6001	Office Supplies		1,000		100	100	100
		500		6004	Non-Capital Equipment		500		500	500	500
		0		6030	Fuel & Lubricants		2,000		2,000	2,000	2,000
		5,000		7001	Printing & Advertising		6,000		5,000	5,000	5,000
		150		7003	Books & Publications		150		150	150	150
		1,500		7013	Bank Fees		1,500		1,500	1,500	1,500
		550		7050	Memberships & Dues		1,000		1,000	1,000	1,000
		1,600		7080	Travel/Training/Mileage		2,100		2,100	2,100	2,100
		10,200		7401	Office Rent		10,200		10,200	10,200	10,200
		2,500		7410	Utilities		2,500		2,500	2,500	2,500
		500		7430	Janitorial Services		1,000		1,000	1,000	1,000
		200		7431	Janitorial Supplies		200		200	200	200
		1,500		7601	R&M/Office Equipment		1,500		1,500	1,500	1,500
		0		7603	R&M/Vehicles		500		500	500	500
		1,500		7880	Rebates & Refunds		2,000		2,000	2,000	2,000
		0		7899	Misc Materials & Services		0		0	0	0
<u>0</u>	<u>0</u>	<u>26,700</u>			Total Materials & Services		<u>32,150</u>		<u>30,250</u>	<u>30,250</u>	<u>30,250</u>
		0		9020	Computers/Office Equipment*		6,800		6,000	6,000	6,000
		0		9030	Vehicles		0		0	0	0
<u>0</u>	<u>0</u>	<u>0</u>			Total Capital Outlay		<u>6,800</u>		<u>6,000</u>	<u>6,000</u>	<u>6,000</u>
<u>0</u>	<u>0</u>	<u>188,040</u>			Total Expenditures		<u>303,950</u>		<u>212,250</u>	<u>312,250</u>	<u>312,250</u>

*Copier

Approved budget includes increase of 1 FTE/Land Use Planner 3

Tillamook County
Statement of Budget
Fiscal Year July 1, 2013- June 30, 2014
Expenditures

Fund:	010 General
Dept:	Community Development
	01153 On Site Sanitation

FY 10-11 Actual	FY 11-12 Actual	FY 12-13 Adopted	FTE	Acct No	Description	FTE	FY 13-14 Requested	FTE	FY 13-14 Proposed	FY 13-14 Approved	FY 13-14 Adopted
Expenditures											
		67,300	1.00	5200	Management/Supervisory	1.00	75,900	1.00	75,900	75,900	75,900
		21,430	0.50	5400	Administrative/Clerical	0.50	22,000	0.50	22,000	22,000	22,000
		500		5897	Leave Buy Out		500		500	500	500
		0		5899	Overtime		0		0	0	0
<hr/>											
0	0	89,230	1.50		Total Salaries	1.50	98,400	1.50	98,400	98,400	98,400
		7,300		5950	Employer's FICA		8,000		8,000	8,000	8,000
		1,300		5955	Workers Compensation		1,500		1,500	1,500	1,500
		0		5960	Unemployment		0		0	0	0
		14,700		5965	Health & Life Insurance		14,500		13,700	13,700	13,700
		16,000		5970	Retirement		19,600		19,600	19,600	19,600
		1,710		5980	VEBA		1,800		1,800	1,800	1,800
0	0	130,240			Total Personal Services		143,800		143,000	143,000	143,000
		750		6001	Office Supplies		750		700	700	700
		1,800		6030	Fuel & Lubricants		1,800		1,800	1,800	1,800
		1,500		7013	Bank Fees		2,000		2,000	2,000	2,000
		250		7050	Memberships & Dues		250		250	250	250
		1,260		7080	Travel/Training/Mileage		1,260		1,260	1,260	1,260
		10,200		7401	Office Rent		10,200		10,200	10,200	10,200
		2,500		7410	Utilities		2,500		2,500	2,500	2,500
		500		7430	Janitorial Services		1,000		1,000	1,000	1,000
		200		7431	Janitorial Supplies		200		200	200	200
		500		7601	R&M/Office Equipment		500		500	500	500
		0		7603	R&M/Vehicles		0		0	0	0
		500		7880	Rebates & Refunds		500		0	0	0
		0		7899	Misc Materials & Services		0		0	0	0
<hr/>											
0	0	19,960			Total Materials & Services		20,960		20,410	20,410	20,410
		0		9020	Computers/Office Equipment*		2,000		1,600	1,600	1,600
		0		9030	Vehicles**		7,000		6,000	6,000	6,000
<hr/>											
0	0	0			Total Capital Outlay		9,000		7,600	7,600	7,600
<hr/>											
0	0	150,200			Total Expenditures		173,760		171,010	171,010	171,010

*Copier Purchase **Purchase vehicle over 5 year contract

Tillamook County
 Statement of Budget
 Fiscal Year July 1, 2013- June 30, 2014

Fund:	010 General
Dept:	Community Development

Summary

FY 10-11 Actual	FY 11-12 Actual	FY 12-13 Adopted	FTE	Description	FTE	FY 13-14 Requested	FTE	FY 13-14 Proposed	FY 13-14 Approved	FY 13-14 Adopted
0	0	1,024,020	11.00	Total Personal Services	12.00	1,194,900	12.00	1,077,400	1,177,400	1,177,400
0	0	110,385		Total Materials & Services		126,810		117,760	117,760	117,760
0	0	0		Total Capital Outlay		50,600		25,600	25,600	25,600
Community Development Totals						1,372,310		1,220,760	1,320,760	1,320,760

Tillamook County
Statement of Budget
Fiscal Year July 1, 2013 - June 30, 2014
Expenditures

Fund:	010 General
Dept:	Land Sales
	01160 General

FY 10-11	FY 11-12	FY 12-13			FY 13-14	FY 13-14	FY 13-14	FY 13-14
Actual	Actual	Adopted	Acct No	Description	FTE Requested	FTE Proposed	Approved	Adopted
Expenditures								
594	0	500	7001	Printing & Advertising	500	500	500	500
0	0	0	7020	Insurance	0	0	0	0
50	50	100	7050	Memberships & Dues	100	100	100	100
161	125	200	7080	Travel/Training/Mileage	200	200	200	200
0	0	0	7101	Professional Services	0	0	0	0
1870	0	500	7105	Contracted Services	500	500	500	500
0	0	0	7650	Permit Fees	0	0	0	0
0	794	0	7899	Misc Materials & Services	0	0	0	0
0	8,607	9,000	7925	Fire Patrol	9,000	9,000	9,000	9,000
<hr/>								
2,675	9,576	10,300	Total Materials & Services		10,300	10,300	10,300	10,300
<hr/>								
0	0	0	Total Capital Outlay		0	0	0	0
<hr/>								
2,675	9,576	10,300	Total Expenditures		10,300	10,300	10,300	10,300

Current OMB A-87 Indirect Cost Allocation - \$25,827

Tillamook County
Statement of Budget
Fiscal Year July 1, 2013 - June 30, 2014
Expenditures

Fund:	010 General
Dept:	Land Sales
	01161 Forester

FY 10-11 Actual	FY 11-12 Actual	FY 12-13 Adopted	Acct No	Description	FTE	FY 13-14 Requested	FY 13-14 Proposed	FY 13-14 Approved	FY 13-14 Adopted
Expenditures									
0	663	0	7001	Printing & Advertising		0	0	0	0
0	0	500	7105	Contracted Services		500	500	500	500
Total Materials & Services						500	500	500	500
Total Capital Outlay						0	0	0	0
Total Expenditures						500	500	500	500

Tillamook County
Statement of Budget
Fiscal Year July 1, 2013 - June 30, 2014

Fund:	010 General
Dept:	Land Sales

Summary

FY 10-11 Actual	FY 11-12 Actual	FY 12-13 Adopted	Description	FY 13-14 Requested	FY 13-14 Proposed	FY 13-14 Approved	FY 13-14 Adopted
0	0	0	Total Personal Services	0	0	0	0
2,675	10,239	10,800	Total Materials & Services	10,800	10,800	10,800	10,800
0	0	0	Total Capital Outlay	0	0	0	0
<u>2,675</u>	<u>10,239</u>	<u>10,800</u>	Land Sales Total	<u>10,800</u>	<u>10,800</u>	<u>10,800</u>	<u>10,800</u>

**THIS PAGE
INTENTIONALLY LEFT BLANK**



Tillamook County
Statement of Budget
Fiscal Year July 1, 2013 - June 30, 2014
Expenditures

Fund:	010 General
Dept:	01200 Treasurer

FY 10-11	FY 11-12	FY 12-13				FY 13-14	FY 13-14	FY 13-14	FY 13-14		
Actual	Actual	Adopted	FTE	Acct No	Description	FTE	Requested	FTE	Proposed	Approved	Adopted
Expenditures											
83,148	84,312	86,500	1.00	5001	Elected Official	1.00	88,600	1.00	88,600	88,600	88,600
66,240	50,266	61,800	1.00	5200	Management/Supervisory	1.00	65,900	1.00	65,900	65,900	65,900
153,941	162,656	185,800	4.00	5400	Administrative/Clerical	4.00	176,800	4.00	176,800	176,800	176,800
346	0	0		5896	Out of Class Pay		0		0	0	0
1,307	22,346	500		5897	Leave Buyout		500		500	500	500
304,982	319,580	334,600	6.00		Total Salaries	6.00	331,800	6.00	331,800	331,800	331,800
22,111	23,068	27,100		5950	Employer's FICA		26,900		26,900	26,900	26,900
536	492	1,300		5955	Workers Compensation		1,300		1,300	1,300	1,300
93,442	97,750	130,000		5965	Health & Life Insurance		85,000		81,200	81,200	81,200
51,596	53,217	66,800		5970	Retirement		67,000		67,000	67,000	67,000
6,490	6,205	6,500		5980	VEBA		6,500		6,500	6,500	6,500
479,157	500,312	566,300			Total Personal Services		518,500		514,700	514,700	514,700
89	798	600		6001	Office Supplies		500		400	400	400
2,734	0	200		6004	Non-Capital Equipment		200		200	200	200
0	0	250		6011	Computer Supplies		250		0	0	0
971	2,330	1,500		7003	Books & Publications		1,500		1,200	1,200	1,200
0	17	0		7005	Postage & Shipping		0		0	0	0
620	670	750		7050	Memberships & Dues		750		750	750	750
0	85	3,000		7080	Travel/Training/Mileage		3,000		2,000	2,000	2,000
982	641	1,000		7601	R&M/Office Equipment		1,000		800	800	800
90	0	0		7899	Misc Materials & Services		0		0	0	0
5,486	4,541	7,300			Total Materials & Services		7,200		5,350	5,350	5,350
0	0	0		9020	Computers/Office Equipment		0		0	0	0
0	0	0			Total Capital Outlay		0		0	0	0
484,643	504,853	573,600			Total Expenditures		525,700		520,050	520,050	520,050

Tillamook County
Statement of Budget
Fiscal Year July 1, 2013 - June 30, 2014

Fund:	010 General
Dept:	Treasurer

Summary

FY 10-11 Actual	FY 11-12 Actual	FY 12-13 Adopted	Description	FTE	FY 13-14 Requested	FTE	FY 13-14 Proposed	FY 13-14 Approved	FY 13-14 Adopted
479,157	500,312	566,300	Total Personal Services	6.00	518,500	6.00	514,700	514,700	514,700
5,486	4,541	7,300	Total Materials & Services		7,200		5,350	5,350	5,350
0	0	0	Total Capital Outlay		0		0	0	0
484,643	504,853	573,600	Treasurer Totals		525,700		520,050	520,050	520,050

Tillamook County
Statement of Budget
Fiscal Year July 1, 2013 - June 30, 2014
Expenditures

Fund:	010 General
Dept:	01210 Human Resources

FY 10-11	FY 11-12	FY 12-13	FTE	Acct No	Description	FTE	FY 13-14	FTE	FY 13-14	FY 13-14	FY 13-14
Actual	Actual	Adopted					Requested		Proposed	Approved	Adopted
Expenditures											
73,811	79,948	83,300	1.00	5100	Department Head	1.00	92,400	1.00	75,700	75,700	75,700
51,517	54,328	55,800	1.00	5300	Professional/Technical	1.00	61,900	1.00	55,200	55,200	55,200
42,980	45,329	48,400	1.00	5400	Administrative/Clerical	1.00	51,900	1.00	45,100	45,100	45,100
0	0	0		5600	Part-Time Temporary	0.00	0	0.00	0	0	0
808	1,360	1,000		5897	Leave Buy Out		3,000		1,000	1,000	1,000
0	3,173	1,500		5899	Overtime		2,000		1,000	1,000	1,000
169,116	184,138	190,000	3.00		Total Salaries	3.00	211,200	3.00	178,000	178,000	178,000
12,105	13,210	15,300		5950	Employer's FICA		16,800		14,400	14,400	14,400
284	280	700		5955	Workers Compensation		800		700	700	700
0	0	0		5960	Unemployment		0		0	0	0
50,503	55,559	66,500		5965	Health & Life Insurance		67,000		69,000	69,000	69,000
28,228	31,589	37,500		5970	Retirement		41,300		34,600	34,600	34,600
3,600	3,600	3,600		5980	VEBA		3,700		3,600	3,600	3,600
263,836	288,376	313,600			Total Personal Services		340,800		300,300	300,300	300,300
5,417	6,197	1,500		6001	Office Supplies		2,500		2,500	2,500	2,500
0	3,570	0		6004	Non-Capital Equipment		1,100		500	500	500
6,036	4,741	13,000		6009	Computer Software & Licensing		0		0	0	0
913	4,691	9,000		7001	Printing & Advertising		6,500		5,000	5,000	5,000
358	676	400		7003	Books & Publications		400		400	400	400
44	20	100		7005	Postage & Shipping		100		100	100	100
314	202	300		7007	Telephone		300		300	300	300
520	360	500		7050	Memberships & Dues		2,000		2,000	2,000	2,000
1,836	6,897	3,700		7080	Travel/Training/Mileage		3,700		3,700	3,700	3,700
14,610	72	12,500		7105	Contracted Services		12,500		7,500	7,500	7,500
32,044	80	15,000		7110	Legal		15,000		15,000	15,000	15,000
5,067	914	8,000		7175	Employee Assistance		5,000		5,000	5,000	5,000
0	90	1,850		7210	Lab Tests		100		100	100	100
1,037	622	500		7211	Medical Services		500		500	500	500
883	769	1,000		7601	R&M/Office Equipment		1,000		1,000	1,000	1,000
0	0	250		7899	Misc Materials & Services		250		0	0	0
69,079	29,901	67,600			Total Materials & Services		50,950		43,600	43,600	43,600
0	7,225	0		9025	Software		12,000		0	0	0
0	7,225	0			Total Capital Outlay		12,000		0	0	0
332,915	325,502	381,200			Total Expenditures		403,750		343,900	343,900	343,900

Tillamook County
Statement of Budget
Fiscal Year July 1, 2013 - June 30, 2014

Fund:	010 General
Dept:	Human Resources

Summary

FY 10-11 Actual	FY 11-12 Actual	FY 12-13 Adopted	FTE	Description	FY 13-14 Requested	FY 13-14 Proposed	FY 13-14 Approved	FY 13-14 Adopted
263,836	288,376	313,600	3.00	Total Personal Services	3.00	340,800	300,300	300,300
69,079	29,901	67,600		Total Materials & Services	50,950	43,600	43,600	43,600
0	7,225	0		Total Capital Outlay	12,000	0	0	0
332,915	325,502	381,200		Human Resources Total	403,750	343,900	343,900	343,900

Tillamook County
Statement of Budget
Fiscal Year July 1, 2013 - June 30, 2014
Expenditures

Fund:	010 General
Dept:	Information Services
	01220 Departmental

FY 10-11	FY 11-12	FY 12-13	FTE	Acct No	Description	FTE	FY 13-14 Requested	FTE	FY 13-14 Proposed	FY 13-14 Approved	FY 13-14 Adopted
Expenditures											
78,780	83,083	85,200	1.00	5100	Department Head	1.00	94,500	1.00	94,500	94,500	94,500
243,002	233,667	263,700	5.00	5300	Professional/Technical	5.00	280,000	5.00	280,000	280,000	280,000
31,535	32,869	35,900	1.00	5400	Administrative/Clerical	1.00	39,000	1.00	39,000	39,000	39,000
421	1,598	1,000		5897	Leave Buy-Out		1,000		1,000	1,000	1,000
0	0	0		5899	Overtime		0		0	0	0
353,738	351,217	385,800	7.00		Total Salaries	7.00	414,500	7.00	414,500	414,500	414,500
26,376	25,899	31,600		5950	Employer's FICA		34,000		34,000	34,000	34,000
683	545	1,600		5955	Workers Compensation		1,600		1,600	1,600	1,600
0	0	0		5960	Unemployment		0		0	0	0
102,354	103,141	115,400		5965	Health & Life Insurance		122,000		116,300	116,300	116,300
61,082	60,988	77,000		5970	Retirement		82,500		82,500	82,500	82,500
7,065	7,065	7,400		5980	VEBA		7,400		7,400	7,400	7,400
551,298	548,855	618,800			Total Personal Services		662,000		656,300	656,300	656,300
1,009	479	1,000		6001	Office Supplies		500		500	500	500
0	500	0		6004	Non-Capital Equipment		1,500		1,500	1,500	1,500
194	450	500		6005	Operating Supplies		500		500	500	500
285	0	0		6007	Small Tools & Minor Equipment		0		0	0	0
6,442	1,428	300		6009	Computer Software & Licensing		1,000		1,000	1,000	1,000
0	120	4,000		6011	Computer Supplies		1,000		1,000	1,000	1,000
0	138	250		7001	Printing & Advertising		250		250	250	250
20	40	0		7003	Books & Publications		300		50	50	50
19	0	500		7007	Telephone		500		0	0	0
599	549	600		7012	Network Fees		600		600	600	600
250	0	250		7050	Memberships & Dues		750		250	250	250
4,372	6,770	10,500		7080	Travel/Training/Mileage		11,500		9,000	9,000	9,000
115	3	0		7105	Contracted Services		0		0	0	0
0	(1,000)	0		7410	Utilities		0		0	0	0
671	850	0		7601	R&M/Office Equipment		0		0	0	0
0	(117)	1,000		7605	R&M/Equipment		500		500	500	500
0	0	0		7899	Misc Materials & Services		0		0	0	0
13,976	10,210	18,900			Total Materials & Services		18,900		15,150	15,150	15,150
0	0	0		9015	Furniture/Fixtures		5,500		0	0	0
0	0	0		9020	Computers/Office Equipment		0		0	0	0
0	0	0		9025	Computer Software		0		0	0	0
0	0	0			Total Capital Outlay		5,500		0	0	0
565,274	559,065	637,700			Total Expenditures		686,400		671,450	671,450	671,450

Tillamook County
Statement of Budget
Fiscal Year July 1, 2013 - June 30, 2014
Expenditures

Fund:	010 General
Dept:	Information Services
	01221 Intercounty

FY 10-11	FY 11-12	FY 12-13			FY 13-14	FY 13-14	FY 13-14	FY 13-14
Actual	Actual	Adopted	Acct No	Description	FTE Requested	FTE Proposed	Approved	Adopted
Expenditures								
859	222	500	6001	Office Supplies	500	500	500	500
70,197	82,430	79,500	6004	Non-Capital Equipment	48,000	48,000	48,000	48,000
9,563	9,513	4,000	6005	Operating Supplies	4,000	4,000	4,000	4,000
35,345	87,711	45,000	6009	Computer Software & Licensing	39,000	36,000	36,000	36,000
36	0	1,000	6011	Computer Supplies	1,000	1,000	1,000	1,000
2,333	5,955	9,000	7012	Network Fees	7,000	7,000	7,000	7,000
137,104	110,454	130,000	7105	Contracted Services	130,000	130,000	130,000	130,000
731	0	1,000	7420	Garbage Collection	1,500	1,000	1,000	1,000
2,162	2,027	2,000	7601	R&M/Office Equipment	2,500	2,000	2,000	2,000
0	1,126	6,000	7605	R&M/Equipment	6,000	4,000	4,000	4,000
0	12	3,000	7899	Misc. Materials & Services	2,000	1,000	1,000	1,000
258,330	299,450	281,000		Total Materials & Services	241,500	234,500	234,500	234,500
10,920	10,296	50,000	9020	Computers/Office Equipment	127,000	127,000	127,000	127,000
0	0	0	9025	Software	37,000	37,000	37,000	37,000
10,920	10,296	50,000		Total Capital Outlay	164,000	164,000	164,000	164,000
269,250	309,746	331,000		Total Expenditures	405,500	398,500	398,500	398,500

Tillamook County
Statement of Budget
Fiscal Year July 1, 2013 - June 30, 2014

Fund:	010 General
Dept:	Information Services

Summary

FY 10-11 Actual	FY 11-12 Actual	FY 12-13 Adopted	FTE	Description	FY 13-14 Requested	FY 13-14 Proposed	FY 13-14 Approved	FY 13-14 Adopted		
551,298	548,855	618,800	7.00	Total Personal Services	7.00	662,000	7.00	656,300	656,300	656,300
272,306	309,660	299,900		Total Materials & Services		260,400		249,650	249,650	249,650
10,920	10,296	50,000		Total Capital Outlay		169,500		164,000	164,000	164,000
834,524	868,811	968,700		Information Services Total		1,091,900		1,069,950	1,069,950	1,069,950

**THIS PAGE
INTENTIONALLY LEFT BLANK**



Tillamook County
Statement of Budget
Fiscal Year July 1, 2013 - June 30, 2014
Expenditures

Fund:	010 General
Dept:	01230 Facilities

FY 10-11 Actual	FY 11-12 Actual	FY 12-13 Adopted	FTE	Acct No	Description	FTE	FY 13-14 Requested	FTE	FY 13-14 Proposed	FY 13-14 Approved	FY 13-14 Adopted
Expenditures											
0	0	49,200	0.00	5100	Department Head	1.00	59,100	1.00	59,100	59,100	59,100
39,039	41,785	0	1.00	5200	Management/Supervisory	0.00	0	0.00	0	0	0
77,789	73,648	111,800	4.00	5500	Skilled, Service, Maintenance Worker	4.00	119,000	4.00	116,000	116,000	116,000
0	9,307	0	0.00	5600	Part-time/Temporary	0.48	5,000	0.48	9,000	9,000	9,000
444	420	0		5896	Out-of-Class Pay		0		0	0	0
1,082	0	500		5897	Leave Buy-Out		1,000		1,000	1,000	1,000
0	0	0		5899	Overtime		0		0	0	0
118,354	125,160	161,500	5.00		Total Salaries	5.48	184,100	5.48	185,100	185,100	185,100
8,579	9,095	13,200		5950	Employer's FICA		15,000		15,000	15,000	15,000
2,998	2,089	7,100		5955	Workers Compensation		8,000		8,000	8,000	8,000
0	0	0		5960	Unemployment		0		0	0	0
57,247	63,657	85,300		5965	Health & Life Insurance		101,000		94,800	94,800	94,800
19,786	20,915	32,100		5970	Retirement		36,000		35,000	35,000	35,000
4,175	4,248	5,300		5980	VEBA		5,300		5,300	5,300	5,300
211,139	225,164	304,500			Total Personal Services		349,400		343,200	343,200	343,200
42	280	500		6001	Office Supplies		500		500	500	500
9,791	1,010	1,000		6004	Non-Capital Equipment		1,000		1,000	1,000	1,000
417	259	500		6005	Operating Supplies		500		500	500	500
160	416	700		6007	Small Tools & Minor Equipment		2,800		2,500	2,500	2,500
0	0	0		6011	Computer Supplies		1,750		0	0	0
348	621	300		6030	Fuel & Lubricants		300		300	300	300
0	0	500		6251	Uniforms (Safety Equipment)		1,400		1,000	1,000	1,000
0	530	500		7007	Telephone		500		500	500	500
127	1,084	1,450		7080	Travel/Training/Mileage		1,450		1,450	1,450	1,450
8,888	20,417	20,000		7105	Contracted Services		29,300		29,300	29,300	29,300
28,125	30,609	0		7401	Rent		0		0	0	0
0	0	35,000		7410	Utilities		35,000		35,000	35,000	35,000
1,536	1,589	2,500		7415	Water Fees		2,500		2,500	2,500	2,500
2,765	2,686	3,500		7416	Sewer Fees		3,500		3,500	3,500	3,500
5,344	5,579	6,000		7420	Garbage Collection		7,000		7,000	7,000	7,000
11,793	10,547	8,000		7425	Heating Fuel		10,500		10,500	10,500	10,500
8,678	13,526	14,000		7431	Janitorial Supplies		16,000		16,000	16,000	16,000
26,225	28,081	30,000		7450	R&M/Building & Grounds		40,000		40,000	40,000	40,000
460	154	500		7603	R&M/Vehicles		500		500	500	500
13	893	1,000		7605	R&M/Equipment		2,000		200	200	200
5,413	5,514	6,600		7611	Storage Rental		6,600		6,600	6,600	6,600
197	202	200		7650	Permit Fees		200		200	200	200
40	0	0		7899	Misc Materials & Services		0		0	0	0
110,362	123,997	132,750			Total Materials & Services		163,300		159,050	159,050	159,050
0	0	0		9040	Buildings/Improvements		30,000		0	0	0
0	0	0			Total Capital Outlay		30,000		0	0	0
321,501	349,161	437,250			Total Expenditures		542,700		502,250	502,250	502,250

Tillamook County
Statement of Budget
Fiscal Year July 1, 2013 - June 30, 2014

Fund:	010 General
Dept:	Facilities

Summary

FY 10-11 Actual	FY 11-12 Actual	FY 12-13 Adopted	FTE	Description	FTE	FY 13-14 Requested	FTE	FY 13-14 Proposed	FY 13-14 Approved	FY 13-14 Adopted
211,139	225,164	304,500	5.00	Total Personal Services	5.48	349,400	5.48	343,200	343,200	343,200
110,362	123,997	132,750		Total Materials & Services		163,300		159,050	159,050	159,050
0	0	0		Total Capital Outlay		30,000		0	0	0
321,501	349,161	437,250		Maintenance Totals		542,700		502,250	502,250	502,250

Tillamook County
Statement of Budget
Fiscal Year July 1, 2013 - June 30, 2014
Expenditures

Fund:	010 General
Dept:	01240 Motorpool

FY 10-11 Actual	FY 11-12 Actual	FY 12-13 Adopted	Acct No	Description	FTE	FY 13-14 Requested	FY 13-14 Proposed	FY 13-14 Approved	FY 13-14 Adopted
Expenditures									
0	0	500	7899	Misc Materials & Services		500	500	500	500
0	0	0	8020	Intercounty/R&M Vehicles		0	0	0	0
<hr/>									
0	0	500		Total Materials & Services		500	500	500	500
<hr/>									
0	0	0	9030	Vehicles		0	0	0	0
0	0	0		Total Capital Outlay		0	0	0	0
<hr/>									
0	0	500		Total Expenditures		500	500	500	500
<hr/>									

Tillamook County
Statement of Budget
Fiscal Year July 1, 2013 - June 30, 2014

Fund:	010 General
Dept:	Motorpool

Summary

FY 10-11 Actual	FY 11-12 Actual	FY 12-13 Adopted	Description	FY 13-14 Requested	FY 13-14 Proposed	FY 13-14 Approved	FY 13-14 Adopted
0	0	0	Total Personal Services	0	0	0	0
0	0	500	Total Materials & Services	500	500	500	500
0	0	0	Total Capital Outlay	0	0	0	0
<u>0</u>	<u>0</u>	<u>500</u>	Motorpool Totals	<u>500</u>	<u>500</u>	<u>500</u>	<u>500</u>

Tillamook County
Statement of Budget
Fiscal Year July 1, 2013- June 30, 2014
Revenues

Fund:	010 General
Dept:	General County Government

FY 10-11 Actual	FY 11-12 Actual	FY 12-13 Adopted	Acct No	Funding Source Code	Description	FY 13-14 Requested	FY 13-14 Proposed	FY 13-14 Approved	FY 13-14 Adopted
Revenues									
405,627	403,414	405,000	4242		A/T Grant Revenue	425,000	475,000	475,000	475,000
934	0	0	4225		Federal Grants	0	0	0	0
27,135	23,444	25,000	4261		Cigarette Tax	25,000	25,000	25,000	25,000
6,187	8,423	6,000	4262		Amusement Devise Tax	7,000	7,000	7,000	7,000
116,067	109,032	110,000	4263		Liquor Tax	110,000	110,000	110,000	110,000
0	482	0	4280		Rent	0	0	0	0
11,796	0	0	4290		Local/Community Funding	0	0	0	0
0	12,589	2,000	4670		Refunds & Reimbursements	2,000	10,000	10,000	10,000
50,045	3,102	2,000	4671		Reimbursement/Health Insurance	4,000	4,000	4,000	4,000
13,642	17,983	6,000	4690		Miscellaneous	6,000	6,000	6,000	6,000
0	0	0	4691		Legal Settlements	0	0	0	0
989,094	935,522	861,400	4700		Indirect Cost Allocation	941,500	941,500	941,500	941,500
69,382	69,203	75,000	4701		Intercounty/Insurance	75,000	75,000	75,000	75,000
15,292	12,974	10,000	4705		Intercounty/Work & Sales	70,000	94,000	94,000	94,000
55,000	55,000	55,000	4810		Transfer from Health Fund (Orig Loan Repay)	60,000	60,000	60,000	60,000
75,000	75,000	75,000	4811		Transfer from Video Lottery (Fair Debt Svc)	75,000	75,000	75,000	75,000
0	0	0	4811		Transfer from Video Lottery (Museum)	10,000	10,000	10,000	10,000
0	0	800,000	4815		Transfer from Rev Stabilization	0	400,000	400,000	400,000
18,402	0	0	4817		Transfer from N. Cst Drug Task Force	0	0	0	0
1,853,603	1,726,168	2,432,400			Total Revenue	1,810,500	2,292,500	2,292,500	2,292,500

Schedule of General Fund Indirect Cost Revenue

			% Paying	Current Value/Plan 2012					
106,000	113,000	141,000	115.87%	113,053	Indirect Cost Library Fund	131,000	131,000	131,000	131,000
3,300	2,000	2,000	96.43%	2,074	Indirect Cost Extension	2,000	2,000	2,000	2,000
59,000	38,000	40,000	104.59%	38,244	Indirect Cost Solid Waste	40,000	40,000	40,000	40,000
0	0	0	0.00%	1,860	Indirect Cost Solid Waste Sinking	0	0	0	0
202,000	190,000	184,000	113.98%	190,379	Indirect Cost Road	217,000	217,000	217,000	217,000
258,000	254,000	243,000	120.07%	254,841	Indirect Cost Health Svcs Fund	306,000	306,000	306,000	306,000
0	0	2,000	100.00%	2,000	A/T Grant Fee	2,000	2,000	2,000	2,000
2,700	1,900	1,800	71.98%	1,945	Indirect Cost Video Lottery	1,400	1,400	1,400	1,400
0	0	0	0.00%	412	Indirect Cost Forest Trust	0	0	0	0
0	0	0	0.00%	1,224	Indirect Cost Federal Title III	0	0	0	0
0	0	0	0.00%	151	Indirect Cost Juvenile Trust	0	0	0	0
0	0	0	0.00%	6,881	Indirect Cost Law Library	0	0	0	0
0	0	0	0.00%	684	Indirect Cost Sheriff Trust	0	0	0	0
0	0	0	0.00%	1,674	Indirect Cost Clerk's Records	0	0	0	0
3,460	4,390	4,100	148.06%	4,390	Indirect Cost PLCP	6,500	6,500	6,500	6,500
150,000	66,667	0	0.00%	284,147	Indirect Cost DCD	0	0	0	0
100,000	124,000	106,000	85.64%	124,943	Indirect Cost Parks Operations	107,000	107,000	107,000	107,000
20,000	20,000	20,000	59.91%	33,383	Indirect Cost CCF	20,000	20,000	20,000	20,000
24,900	45,000	45,000	49.94%	78,092	Indirect Cost Community Corrections	39,000	39,000	39,000	39,000
2,200	2,600	5,000	75.67%	2,643	Indirect Cost Court Security	2,000	2,000	2,000	2,000
2,400	2,500	2,500	0.00%	2,520	Indirect Cost Law Enforcement	0	0	0	0
1,100	1,000	1,200	100.18%	1,098	Indirect Cost SB 1065	1,100	1,100	1,100	1,100
2,400	2,400	1,300	40.45%	2,472	Indirect Cost TNT	1,000	1,000	1,000	1,000
500	500	500	59.17%	845	Indirect Cost Mediation	500	500	500	500
30,000	40,000	40,000	84.18%	47,516	Indirect Cost County Fair	40,000	40,000	40,000	40,000
14,000	11,000	12,000	133.90%	11,202	Indirect Cost Veteran's Services	15,000	15,000	15,000	15,000
7,134	16,565	10,000	100.00%	10,000	PLCP Adm Fee	10,000	10,000	10,000	10,000
989,094	935,522	861,400		1,218,673		941,500	941,500	941,500	941,500

Schedule of Intercounty Insurance Revenue

32,915	32,523	40,455		Ins Reimb Road	36,000	36,000	36,000	36,000
18,806	18,764	18,135		Ins Reimb Library	20,000	20,000	20,000	20,000
3,931	3,923	4,185		Ins Reimb Solid Waste	4,000	4,000	4,000	4,000
9,309	9,344	6,975		Ins Reimb Health	10,000	10,000	10,000	10,000
889	899	1,000		Ins Reimb 4-H	1,000	1,000	1,000	1,000
0	0	0		Ins Reimb Fair (Retro Liab)	0	0	0	0
0	389	0		Ins Reimb Parks (Retro Liab)	0	0	0	0
3,326	3,138	3,750		Ins Reimb Museum	3,500	3,500	3,500	3,500
206	223	500		Ins Reimb Veteran's Service	500	500	500	500
69,382	69,203	75,000			75,000	75,000	75,000	75,000

Tillamook County
Statement of Budget
Fiscal Year July 1, 2013- June 30, 2014
Expenditures

Fund:	010 General
Dept:	01300 General County Government

FY 10-11 Actual	FY 11-12 Actual	FY 12-13 Adopted	Acct No	Description	FTE	FY 13-14 Requested	FTE	FY 13-14 Proposed	FY 13-14 Approved	FY 13-14 Adopted
Expenditures										
0	0	0		Court Security		0		0	0	0
0	0	0	5897	Leave Buyout		0		0	0	0
0	0	0	5955	Worker Compensation		0		0	0	0
0	0	0	5960	Unemployment		0		0	0	0
0	0	0	5965	Health & Life Insurance		0		0	0	0
0	0	0	5970	Retirement		0		0	0	0
0	0	0		Total Personal Services		0		0	0	0
18,793	6,453	18,000	6001	Office Supplies		12,000		12,000	12,000	12,000
0	0	0	6004	Non-Capital Equipment		1,000		0	0	0
3,895	5,361	4,000	6009	Computer Software & Licensing		4,000		4,000	4,000	4,000
1,895	5,666	2,000	7001	Printing & Advertising		2,000		2,000	2,000	2,000
23,191	43,189	45,000	7005	Postage & Shipping		40,000		35,000	35,000	35,000
17,484	16,902	20,000	7007	Telephone		20,000		18,000	18,000	18,000
1,207	1,424	2,500	7013	Bank Fees		2,500		1,500	1,500	1,500
269,898	252,784	270,000	7020	Insurance & Deductibles		280,000		280,000	280,000	280,000
0	900	0	7050	Memberships & Dues		2,000		1,000	1,000	1,000
52,616	52,111	65,000	7101	Professional Services		65,000		75,000	75,000	75,000
0	2	0	7105	Contracted Services		0		0	0	0
559	0	0	7111	Legal Settlements		0		0	0	0
3,332	4,134	3,500	7601	R&M/Office Equipment		4,000		4,000	4,000	4,000
32	1,216	0	7880	Rebates & Refunds		0		0	0	0
240,858	238,790	300,000	7881	Inactive Employee Insurance		310,000		310,000	310,000	310,000
3,223	3,814	2,500	7899	Misc Materials & Services		2,500		2,500	2,500	2,500
1,791	3,810	2,000	8008	Intercounty/Inkind		2,000		2,000	2,000	2,000
638,774	636,556	734,500		Total Materials & Services		747,000		747,000	747,000	747,000
0	0	0	9020	Computers/Office Equipment		0		0	0	0
0	0	0		Total Capital Outlay		0		0	0	0
638,774	636,556	734,500		Total Expenditures		747,000		747,000	747,000	747,000

Tillamook County
Statement of Budget
Fiscal Year July 1, 2013- June 30, 2014

Fund:	010 General
Dept:	General County Govt

Summary

FY 10-11 Actual	FY 11-12 Actual	FY 12-13 Adopted	Description	FTE	FY 13-14 Requested	FTE	FY 13-14 Proposed	FY 13-14 Approved	FY 13-14 Adopted
0	0	0	Total Personal Services		0		0	0	0
638,774	636,556	734,500	Total Materials & Services		747,000		747,000	747,000	747,000
0	0	0	Total Capital Outlay		0		0	0	0
638,774	636,556	734,500	General County Govt Totals		747,000		747,000	747,000	747,000

**THIS PAGE
INTENTIONALLY LEFT BLANK**



Tillamook County
Statement of Budget
Fiscal Year July 1, 2013 - June 30, 2014
Revenues

Fund:	010 General
Dept:	Non-Departmental

FY 10-11 Actual	FY 11-12 Actual	FY 12-13 Adopted	Acct No	Funding Source Code	Description	FY 13-14 Requested	FY 13-14 Proposed	FY 13-14 Approved	FY 13-14 Adopted	Department
Revenues										
5,393,971	5,589,938	5,853,000	4010		Property Taxes - Current	5,900,000	5,900,000	5,900,000	5,900,000	
311,197	339,658	300,000	4011		Property Taxes - Previous	320,000	320,000	320,000	320,000	
403,399	211,541	0	4201		O & C Land	0	0	0	0	
43,267	44,580	30,000	4203		BLM In Lieu Of Taxes	30,000	30,000	30,000	30,000	
2,725,647	2,353,664	2,710,000	4230		State Timber Revenue	3,780,000	3,780,000	3,880,000	3,880,000	
51,677	7,589	25,000	4550		County Land Sales	25,000	25,000	25,000	25,000	
0	0	0	4555		County Timber Sales	0	0	0	0	
0	0	0	4670		Refunds & Reimbursements	0	0	0	0	
8,037	1,344	5,000	4690		Miscellaneous Revenue	5,000	5,000	5,000	5,000	
40,627	36,707	50,000	4699		Interest	40,000	40,000	40,000	40,000	
19,767	18,225	18,450	4204		Watermaster **	42,400	42,400	42,400	42,400	
Total Operating Revenues						10,142,400	10,142,400	10,242,400	10,242,400	
6,912,702	6,903,868	6,500,000	4000		Beginning Balance	5,200,000	5,600,000	5,600,000	5,600,000	
Total Other Funding Sources						5,200,000	5,600,000	5,600,000	5,600,000	
Total Revenue						15,342,400	15,742,400	15,842,400	15,842,400	

**Watermaster pass-thru funds (IGA's Cannon Beach \$12,200 & Upper Nehalem Watershed Council \$5,200)

Tillamook County
Statement of Budget
Fiscal Year July 1, 2013 - June 30, 2014
Expenditures

Fund:	010 General
Dept:	01400 Non-Departmental

FY 10-11 Actual	FY 11-12 Actual	FY 12-13 Adopted	Acct No	Description	FTE	FY 13-14 Requested	FTE	FY 13-14 Proposed	FY 13-14 Approved	FY 13-14 Adopted
Expenditures										
18,835	22,208	31,816	7500	Watermaster		48,300		48,300	48,300	48,300
1,400	700	1,400	7501	Parking District Fee		1,400		1,400	1,400	1,400
20,447	21,674	22,975	7890	Principle (Feasibility Study)		24,353		24,353	24,353	24,353
16,170	14,944	13,650	7891	Interest (Feasibility Study)		12,265		12,265	12,265	12,265
0	0	0	7899	Misc Materials & Services		0		0	0	0
10,000	10,000	10,000	7906	NW Sr & Disabilities Services		10,000		10,000	10,000	10,000
25,000	25,000	25,000	7915	Soil & Water		25,000		25,000	25,000	25,000
7,189	0	0	7925	Fire Patrol		0		0	0	0
125,000	125,000	125,000	9120	Other Payments & Distributions (Museum)		125,000		125,000	125,000	125,000
75,000	75,000	75,000	7890	Debt Service Grandstands		75,000		75,000	75,000	75,000
299,041	294,526	304,841		Total Materials & Services		321,318		321,318	321,318	321,318
0	0	0	9805	Transfer to Veteran's Service		0		0	0	0
5,000	5,000	0	9812	Transfer to Law Library		0		0	0	0
158,000	158,000	158,000	9814	Transfer to Health Service (Support Public Hlth)		158,000		158,000	158,000	158,000
431,000	0	0	9814	Transfer to Hlth Srvc (FYE 2011 deficit)		0		0	0	0
171,000	55,523	0	9815	Transfer to DCD (FYE 2011 & 2012 deficit)		0		0	0	0
20,000	20,000	20,000	9818	Transfer to CCF		20,000		20,000	20,000	20,000
0	0	0	9820	Transfer to Fair		0		0	0	0
0	0	0	9822	Transfer to Vehicle Reserve		0		0	0	0
0	0	0	9870	Transfer to Post Emplmt Liab Reserve		0		0	0	0
0	0	0	9875	Transfer to Revenue Stabilization		500,000		0	0	0
150,000	0	0	9880	Transfer to Building Improvement		500,000		0	0	0
0	0	333,000	9825	Transfer to Rd Const Grant (Lommen Match)		333,000		333,000	333,000	333,000
935,000	238,523	511,000		Total Transfers Out		1,511,000		511,000	511,000	511,000
1,234,041	533,049	815,841		Total Expenditures		1,832,318		832,318	832,318	832,318

Current OMB A-87 Indirect Cost Allocation - \$2,215

* Futures Council budgeted in Video Lottery Fund

FY 05/06 Accounting Change - Museum became a payment in GF. Historic Fund Levy ceased to exist when BM47 passed and permanent rates established.

Tillamook County
Statement of Budget
Fiscal Year July 1, 2013 - June 30, 2014

Fund:	010 General
Dept:	Non-Departmental

Summary

FY 10-11 Actual	FY 11-12 Actual	FY 12-13 Adopted	Description	FTE	FY 13-14 Requested	FTE	FY 13-14 Proposed	FY 13-14 Approved	FY 13-14 Adopted
0	0	0	Total Personal Services		0		0	0	0
299,041	294,526	304,841	Total Materials & Services		321,318		321,318	321,318	321,318
0	0	0	Total Capital Outlay		0		0	0	0
935,000	238,523	511,000	Total Transfers Out		1,511,000		511,000	511,000	511,000
1,234,041	533,049	815,841	Non-Departmental Totals		1,832,318		832,318	832,318	832,318

**THIS PAGE
INTENTIONALLY LEFT BLANK**



Tillamook County
Statement of Budget
Fiscal Year July 1, 2013 - June 30, 2014
Expenditures

Fund:	010 General
Dept:	01410 Contingency

FY 10-11 Actual	FY 11-12 Actual	FY 12-13 Adopted	Acct No	Description	FTE	FY 13-14 Requested	FTE	FY 13-14 Proposed	FY 13-14 Approved	FY 13-14 Adopted
0	0	250,000	9900	Expenditures Operating Contingency		300,000		250,000	250,000	250,000
				Total Contingency		300,000		250,000	250,000	250,000
6,903,868	6,352,573	4,782,331	9995	Unappropriated Ending Fund Bal		5,500,000		4,610,197	4,610,197	4,610,197
6,903,868	6,352,573	4,782,331		Total Unappr Ending Fund Bal		5,500,000		4,610,197	4,610,197	4,610,197
6,903,868	6,352,573	5,032,331		Total Expenditures		5,800,000		4,860,197	4,860,197	4,860,197

Tillamook County
Statement of Budget
Fiscal Year July 1, 2013 - June 30, 2014

Fund:	010 General
Dept:	Contingency

Summary

FY 10-11 Actual	FY 11-12 Actual	FY 12-13 Adopted	Description	FTE	FY 13-14 Requested	FTE	FY 13-14 Proposed	FY 13-14 Approved	FY 13-14 Adopted
0	0	0	Total Personal Services		0		0	0	0
0	0	0	Total Materials & Services		0		0	0	0
0	0	0	Total Capital Outlay		0		0	0	0
0	0	0	Total Transfers Out		0		0	0	0
0	0	250,000	Total Contingency		300,000		250,000	250,000	250,000
6,903,868	6,352,573	4,782,331	Total Unappr Ending Fund Balance		5,500,000		4,610,197	4,610,197	4,610,197
<u>6,903,868</u>	<u>6,352,573</u>	<u>5,032,331</u>	Contingency Totals		<u>5,800,000</u>		<u>4,860,197</u>	<u>4,860,197</u>	<u>4,860,197</u>

Tillamook County
Statement of Budget
Fiscal Year July 1, 2013 - June 30, 2014
Revenues

Fund:	010 General
Dept:	Justice Court

FY 10-11 Actual	FY 11-12 Actual	FY 12-13 Adopted	Acct No	Funding Source Code	Description	FY 13-14 Requested	FY 13-14 Proposed	FY 13-14 Approved	FY 13-14 Adopted
Revenues									
374,129	356,650	400,000	4401		Fines	375,000	375,000	375,000	375,000
126	21	0	4670		Refunds & Reimbursements	0	0	0	0
<u>374,255</u>	<u>356,671</u>	<u>400,000</u>			Total Revenue	<u>375,000</u>	<u>375,000</u>	<u>375,000</u>	<u>375,000</u>

Tillamook County
Statement of Budget
Fiscal Year July 1, 2013 - June 30, 2014
Expenditures

Fund:	010 General
Dept:	01500 Justice Court

FY 10-11	FY 11-12	FY 12-13	FTE	Acct No	Description	FTE	FY 13-14 Requested	FTE	FY 13-14 Proposed	FY 13-14 Approved	FY 13-14 Adopted
Expenditures											
73,344	74,371	76,300	1.00	5001	Elected Official	1.00	78,300	1.00	78,300	78,300	78,300
71,850	76,178	115,800	3.00	5400	Administrative/Clerical	3.00	125,000	3.00	125,000	125,000	125,000
22,919	22,406	10,000		5600	Part-time Temporary (& ProTems)		10,000		10,000	10,000	10,000
0	0	500		5897	Leave Buy-Out		500		500	500	500
454	561	1,500		5899	Overtime		1,500		500	500	500
<hr/>											
168,567	173,516	204,100	4.00		Total Salaries	4.00	215,300	4.00	214,300	214,300	214,300
<hr/>											
12,356	12,655	16,300		5950	Employer's FICA		18,000		18,000	18,000	18,000
304	270	900		5955	Workers Compensation		1,000		1,000	1,000	1,000
0	0	0		5960	Unemployment		0		0	0	0
45,351	55,527	66,600		5965	Health & Life Insurance		59,000		55,600	55,600	55,600
25,176	30,111	38,400		5970	Retirement		41,000		41,000	41,000	41,000
4,260	4,260	4,300		5980	VEBA		4,300		4,300	4,300	4,300
256,014	276,339	330,600			Total Personal Services		338,600		334,200	334,200	334,200
<hr/>											
1,192	1,373	1,000		6001	Office Supplies		1,000		1,000	1,000	1,000
1,009	0	0		6004	Non-Capital Equipment		0		0	0	0
0	0	100		6011	Computer Supplies		100		100	100	100
30	0	100		7001	Printing & Advertising		100		100	100	100
842	1,052	1,000		7003	Books & Publications		1,000		1,000	1,000	1,000
0	0	200		7007	Telephone		200		0	0	0
0	0	100		7010	Law Enf Data System (LEDS)		100		0	0	0
0	100	100		7020	Insurance & Deductibles		100		100	100	100
862	802	800		7050	Memberships & Dues		800		800	800	800
3,020	3,900	5,800		7080	Travel/Training/Mileage		5,800		4,000	4,000	4,000
129	169	0		7101	Professional Services		0		0	0	0
0	0	500		7105	Contracted Services		500		0	0	0
0	0	250		7201	Witnesses		250		250	250	250
0	0	500		7202	Prosecution Expense		500		500	500	500
651	596	1,000		7601	R&M/Office Equipment		1,000		1,000	1,000	1,000
0	0	100		7880	Rebates & Refunds		100		100	100	100
230	0	0		7899	Misc Materials & Services		0		0	0	0
<hr/>											
7,965	7,992	11,550			Total Materials & Services		11,550		8,950	8,950	8,950
<hr/>											
5,417	0	0		9020	Computers/Office Equipment		0		0	0	0
<hr/>											
5,417	0	0			Total Capital Outlay		0		0	0	0
<hr/>											
269,396	284,331	342,150			Total Expenditures		350,150		343,150	343,150	343,150

Current OMB-A87 Indirect Cost Allocation - \$75,635
FY 11/12 request 1 FTE Clerical. Proposed continues .60
FY 12/13 proposed increase .60 FTE to 1 FTE

Tillamook County
Statement of Budget
Fiscal Year July 1, 2013 - June 30, 2014
Summary

Fund:	010 General
Dept:	Justice Court

FY 10-11 Actual	FY 11-12 Actual	FY 12-13 Adopted	FTE	Description	FTE	FY 13-14 Requested	FY 13-14 Proposed	FY 13-14 Approved	FY 13-14 Adopted	
256,014	276,339	330,600	4.00	Total Personal Services	4.00	338,600	4.00	334,200	334,200	334,200
7,965	7,992	11,550		Total Materials & Services		11,550		8,950	8,950	8,950
5,417	0	0		Total Capital Outlay		0		0	0	0
<u>269,396</u>	<u>284,331</u>	<u>342,150</u>		Justice Court Totals		<u>350,150</u>		<u>343,150</u>	<u>343,150</u>	<u>343,150</u>

**THIS PAGE
INTENTIONALLY LEFT BLANK**



Tillamook County
Statement of Budget
Fiscal Year July 1, 2013 - June 30, 2014
Revenues

Fund:	010 General
Dept:	Juvenile Dept

FY 10-11 Actual	FY 11-12 Actual	FY 12-13 Adopted	Acct No	Funding Source Code	Description	FY 13-14 Requested	FY 13-14 Proposed	FY 13-14 Approved	FY 13-14 Adopted	Department
Revenues										
			4225		Federal Grants					
0	0	6,000		01512106192E	JAIBG Grant/FYE14	3,200	3,200	3,200	3,200	Juvenile
			4250		State Grants					
16,600	15,800	20,000		01513312120E	JCP/OYA Diversion Grant/FYE14	20,000	20,000	20,000	20,000	Juvenile
16,924	11,534	20,000		01514326225E	JCP Basic Services/FYE14	20,000	20,000	20,000	20,000	Juvenile
0	0	2,500		01513312322E	OYA Flex Fund/FYE13	2,500	2,500	2,500	2,500	Juvenile
0	0	0			High-Risk Juvenile Crime Prevention/FYE10	0	0	0	0	Juvenile
0	0	4,000		01514303353E	JCP Prevention/FYE14	4,000	4,000	4,000	4,000	Juvenile
3,310	3,300	3,000	4280		Rent	3,000	3,000	3,000	3,000	Juvenile
100	200	1,000	4337		Supervision Fees	500	500	500	500	Juvenile
2,887	779	0	4690		Miscellaneous	0	0	0	0	Juvenile
20,000	20,000	20,000	4812		Transfer from SB 1065	20,000	20,000	20,000	20,000	Juvenile

59,821	51,613	76,500		Total Revenue		73,200	73,200	73,200	73,200	
---------------	---------------	---------------	--	----------------------	--	---------------	---------------	---------------	---------------	--

Tillamook County
Statement of Budget
Fiscal Year July 1, 2013 - June 30, 2014
Expenditures

Fund:	010 General
Dept:	01510 Juvenile Dept

FY 10-11 Actual	FY 11-12 Actual	FY 12-13 Adopted	FTE	Acct No	Description	FTE	FY 13-14 Requested	FTE	FY 13-14 Proposed	FY 13-14 Approved	FY 13-14 Adopted
Expenditures											
81,936	85,648	90,300	1.00	5100	Department Head	1.00	90,900	1.00	90,900	90,900	90,900
91,875	94,448	99,800	2.00	5300	Professional/Technical	2.00	105,000	2.00	105,000	105,000	105,000
69,956	87,440	92,900	2.00	5400	Administrative/Clerical	2.00	95,000	2.00	95,000	95,000	95,000
19,530	1,590	5,000		5600	Part-time Temporary		5,000		5,000	5,000	5,000
0	0	1,000		5897	Leave Buy Out		1,000		1,000	1,000	1,000
3,300	2,768	1,000		5899	Overtime		1,000		1,000	1,000	1,000
Total Salaries											
266,597	271,894	290,000	5.00			5.00	297,900	5.00	297,900	297,900	297,900
19,388	19,690	23,600		5950	Employer's FICA		24,200		24,200	24,200	24,200
5,513	3,671	9,400		5955	Workers Compensation		9,600		9,600	9,600	9,600
0	0	0		5960	Unemployment		0		0	0	0
74,873	81,240	97,000		5965	Health & Life Insurance		94,000		89,000	89,000	89,000
43,589	47,336	56,500		5970	Retirement		58,100		58,100	58,100	58,100
5,892	5,891	5,900		5980	VEBA		5,900		5,900	5,900	5,900
415,852	429,722	482,400			Total Personal Services		489,700		484,700	484,700	484,700
1,374	957	1,000		6001	Office Supplies		1,250		1,250	1,250	1,250
750	0	0		6004	Non-Capital Equipment		0		0	0	0
1,359	1,780	2,500		6030	Fuel & Lubricants		2,000		2,000	2,000	2,000
377	885	750		7001	Printing & Advertising		750		500	500	500
0	180	250		7003	Books & Publications		250		200	200	200
0	0	350		7007	Telephone		350		0	0	0
809	809	850		7050	Memberships & Dues		850		850	850	850
1,593	1,384	1,750		7080	Travel/Training/Mileage		2,000		2,000	2,000	2,000
5,063	1,255	15,000		7105	Contracted Services		15,000		15,000	15,000	15,000
10	17	500		7201	Witnesses		500		500	500	500
66	272	500		7210	Lab Tests		500		500	500	500
42,791	32,431	100,000		7224	Detention Contract		100,000		91,000	91,000	91,000
1,233	1,232	1,250		7601	R&M/Office Equipment		1,400		1,400	1,400	1,400
1,685	427	2,000		7603	R&M/Vehicles		1,850		1,850	1,850	1,850
47	78	1,000		7899	Misc Materials & Services		1,000		500	500	500
57,157	41,707	127,700			Total Materials & Services		127,700		117,550	117,550	117,550
5,349	0	0		9020	Computers/Office Equipment		0		0	0	0
0	0	0		9030	Vehicles		0		0	0	0
5,349	0	0			Total Capital Outlay		0		0	0	0
478,358	471,429	610,100			Total Expenditures		617,400		602,250	602,250	602,250

Current OMB A-87 Indirect Cost Allocation - \$82,653
FY 09/10 Purchase Juvenile a vehicle from Vehicle Reserve
FY 10/11 one vacant counselor due to retirement

Tillamook County
Statement of Budget
Fiscal Year July 1, 2013 - June 30, 2014

Fund:	010 General
Dept:	Juvenile Department

Summary

FY 10-11 Actual	FY 11-12 Actual	FY 12-13 Adopted	FTE	Description	FTE	FY 13-14 Requested	FTE	FY 13-14 Proposed	FY 13-14 Approved	FY 13-14 Adopted
415,852	429,722	482,400	5.00	Total Personal Services	5.00	489,700	5.00	484,700	484,700	484,700
57,157	41,707	127,700		Total Materials & Services		127,700		117,550	117,550	117,550
5,349	0	0		Total Capital Outlay		0		0	0	0
478,358	471,429	610,100		Juvenile Dept Totals		617,400		602,250	602,250	602,250

**THIS PAGE
INTENTIONALLY LEFT BLANK**



Tillamook County
Statement of Budget
Fiscal Year July 1, 2013 - June 30, 2014
Revenues

Fund:	010 General
Dept:	District Attorney

FY 10-11 Actual	FY 11-12 Actual	FY 12-13 Adopted	Acct No	Funding Source Code	Description	FY 13-14 Requested	FY 13-14 Proposed	FY 13-14 Approved	FY 13-14 Adopted	Department
Revenues										
23,683	24,746	24,000	4225	01522106171E	Federal Grants VOCA Basic NC-2012-00010/FYE14	24,000	24,000	24,000	24,000	victims assist
23,106	28,883	22,600	4250		State Grants					
			4272		Unitary Assessments	22,600	22,600	22,600	22,600	victims assist
0	0	0	4269		DA/Donations	0	0	0	0	victims assist
0	0	0	4290		Local/Community Funding	0	0	0	0	victims assist
2	9	0	4690		Miscellaneous	0	0	0	0	victims assist
0	0	0	4277		State Aid/District Attorney	0	0	0	0	general
17,844	20,823	20,000	4690		Miscellaneous	20,000	20,000	20,000	20,000	general
7,546	20,221	12,500	4225	01522113008E	Child Support Incentive Grant/FYE14	12,500	12,500	12,500	12,500	child support
88,239	70,549	80,000	4271	01522113008E	DA/Child Support	86,000	86,000	86,000	86,000	child support
0	0	1,200	4271		Child Support Fees	1,200	1,200	1,200	1,200	child support
0	0	0	4278		State General Fund Contribution	0	0	0	0	child support
38,480	33,618	36,255	4250	01523314122E	State Grants CAMI Grant/FYE14	36,255	36,255	36,255	36,255	cami
0	128	0	4690		Miscellaneous	0	0	0	0	cami
198,900	198,977	196,555			Total Revenue	202,555	202,555	202,555	202,555	

Tillamook County
Statement of Budget
Fiscal Year July 1, 2013 - June 30, 2014
Expenditures

Fund:	010 General
Dept:	01520 DA/General

FY 10-11 Actual	FY 11-12 Actual	FY 12-13 Adopted	FTE	Acct No	Description	FTE	FY 13-14 Requested	FTE	FY 13-14 Proposed	FY 13-14 Approved	FY 13-14 Adopted
Expenditures											
176,218	147,403	205,500	2.84	5200	Management/Supervisory	2.84	210,500	2.84	210,500	210,500	210,500
164,025	173,456	143,500	2.00	5300	Professional/Technical	2.00	153,500	2.00	153,500	153,500	153,500
75,200	77,240	81,600	2.00	5400	Administrative/Clerical	2.00	86,000	2.00	86,000	86,000	86,000
14,400	14,602	15,000		5895	DA Supplement		15,500		15,500	15,500	15,500
3,208	711	2,000		5897	Leave Buy Out		2,000		2,000	2,000	2,000
0	0	0		5899	Overtime		0		0	0	0
433,051	413,412	447,600	6.84		Total Salaries	6.84	467,500	6.84	467,500	467,500	467,500
32,076	30,506	36,500		5950	Employer's FICA		38,000		38,000	38,000	38,000
705	669	1,850		5955	Workers Compensation		1,900		1,900	1,900	1,900
0	0	0		5960	Unemployment		0		0	0	0
110,503	108,686	128,500		5965	Health & Life Insurance		126,000		120,300	120,300	120,300
68,942	70,530	86,100		5970	Retirement		90,000		90,000	90,000	90,000
7,948	7,548	7,850		5980	VEBA		7,900		7,900	7,900	7,900
653,225	631,351	708,400			Total Personal Services		731,300		725,600	725,600	725,600
1,607	3,099	2,000		6001	Office Supplies		2,000		2,000	2,000	2,000
100	698	0		6009	Computer Software & Licensing		10,000		0	0	0
1,064	2,754	2,000		7003	Books & Publications		2,000		2,000	2,000	2,000
0	20	100		7005	Postage & Shipping		100		100	100	100
32	0	0		7007	Telephone		0		0	0	0
1,846	4,021	3,000		7050	Memberships & Dues		3,000		3,000	3,000	3,000
1,986	5,303	2,500		7080	Travel/Training/Mileage		2,500		2,500	2,500	2,500
0	300	0		7105	Contracted Services		0		0	0	0
31,028	28,039	30,000		7150	Medical Examiner		30,000		30,000	30,000	30,000
2,787	1,814	3,000		7201	Witnesses		3,000		3,000	3,000	3,000
5,773	18,173	5,000		7202	Prosecution Expense		25,000		5,000	5,000	5,000
0	0	350		7210	Lab Tests		350		350	350	350
0	0	1,500		7601	R&M/Office Equipment		1,500		1,500	1,500	1,500
0	0	100		7880	Rebates & Refunds		100		100	100	100
0	0	0		7899	Misc Materials & Services		0		0	0	0
46,223	64,221	49,550			Total Materials & Services		79,550		49,550	49,550	49,550
0	0	0		9020	Computers/Office Equipment		0		0	0	0
0	0	0			Total Capital Outlay		0		0	0	0
699,448	695,572	757,950			Total Expenditures		810,850		775,150	775,150	775,150

Current OMB A-87 Indirect Cost Allocation - \$148,828

Tillamook County
Statement of Budget
Fiscal Year July 1, 2013 - June 30, 2014
Expenditures

Fund:	010 General
Dept:	01521 DA/Child Support

FY 10-11 Actual	FY 11-12 Actual	FY 12-13 Adopted	FTE	Acct No	Description	FTE	FY 13-14 Requested	FTE	FY 13-14 Proposed	FY 13-14 Approved	FY 13-14 Adopted
Expenditures											
6,605	0	10,400	0.16	5200	Management/Supervisory	0.16	9,800	0.16	9,800	9,800	9,800
4,602	9,659	0		5300	Professional/technical		0		0	0	0
39,354	41,596	45,400	1.00	5400	Administrative/Clerical	1.00	48,500	1.00	48,500	48,500	48,500
17,368	14,326	20,400	0.50	5600	Part-time/Temporary	0.48	20,200	0.48	14,400	14,400	14,400
611	0	500		5897	Leave Buyout		500		0	0	0
0	0	0		5899	Overtime		0		0	0	0
<hr/>											
68,540	65,581	76,700	1.66		Total Salaries	1.64	79,000	1.64	72,700	72,700	72,700
<hr/>											
4,980	4,736	6,200		5950	Employer's FICA		6,400		6,000	6,000	6,000
135	100	450		5955	Workers Compensation		500		500	500	500
0	0	0		5960	Unemployment		0		0	0	0
23,064	24,023	28,300		5965	Health & Life Insurance		28,000		26,500	26,500	26,500
10,717	9,035	11,100		5970	Retirement		12,000		12,000	12,000	12,000
1,212	1,212	1,250		5980	VEBA		1,300		1,300	1,300	1,300
108,648	104,687	124,000			Total Personal Services		127,200		119,000	119,000	119,000
<hr/>											
905	553	1,000		6001	Office Supplies		1,000		1,000	1,000	1,000
76	76	0		7003	Books & Publications		0		0	0	0
27	27	0		7007	Telephone		0		0	0	0
0	0	200		7010	Law Enf Data System (LEDS)		200		0	0	0
0	50	0		7050	Memberships & Dues		0		0	0	0
99	9	650		7080	Travel/Training/Mileage		650		650	650	650
0	0	1,000		7105	Contracted Services		500		0	0	0
180	363	1,000		7210	Lab Tests		1,000		1,000	1,000	1,000
756	737	650		7601	R&M/Office Equipment		650		650	650	650
30	36	0		7899	Misc Materials & Services		500		500	500	500
<hr/>											
2,073	1,851	4,500			Total Materials & Services		4,500		3,800	3,800	3,800
<hr/>											
7,508	0	0		9020	Computers/Office Equipment		0		0	0	0
<hr/>											
7,508	0	0			Total Capital Outlay		0		0	0	0
<hr/>											
118,229	106,538	128,500			Total Expenditures		131,700		122,800	122,800	122,800

Tillamook County
Statement of Budget
Fiscal Year July 1, 2013 - June 30, 2014
Expenditures

Fund:	010 General
Dept:	01522 DA/Victims Assistance

FY 10-11	FY 11-12	FY 12-13	FTE	Acct No	Description	FTE	FY 13-14 Requested	FTE	FY 13-14 Proposed	FY 13-14 Approved	FY 13-14 Adopted
Actual	Actual	Adopted									
Expenditures											
38,989	41,067	44,700	1.00	5400	Administrative/Clerical	1.00	46,200	1.00	46,200	46,200	46,200
20,913	20,885	20,000	0.50	5600	Part-time/Temporary	0.50	20,000	0.50	20,000	20,000	20,000
0	0	500		5897	Leave Buy Out		500		500	500	500
0	0	0		5899	Overtime		0		0	0	0
59,902	61,952	65,200	1.50		Total Salaries	1.50	66,700	1.50	66,700	66,700	66,700
4,454	4,550	5,300		5950	Employer's FICA		5,500		5,500	5,500	5,500
539	598	350		5955	Workers Compensation		400		400	400	400
508	508	0		5960	Unemployment		0		0	0	0
15,958	22,489	26,800		5965	Health & Life Insurance		26,500		25,000	25,000	25,000
6,521	7,227	9,000		5970	Retirement		9,300		9,200	9,200	9,200
1,020	1,020	1,020		5980	VEBA		1,100		1,100	1,100	1,100
88,902	98,344	107,670			Total Personal Services		109,500		107,900	107,900	107,900
2,205	1,937	1,000		6001	Office Supplies		1,000		1,000	1,000	1,000
50	0	0		7001	Printing & Advertising		0		0	0	0
255	65	250		7003	Books & Publications		250		250	250	250
0	0	200		7005	Postage & Shipping		200		200	200	200
115	72	200		7007	Telephone		200		200	200	200
0	0	300		7050	Memberships & Dues		300		300	300	300
173	0	1,500		7080	Travel/Training/Mileage		1,500		1,500	1,500	1,500
106	0	0		7101	Professional Services		0		0	0	0
0	0	100		7202	Prosecution Expense		100		100	100	100
34	285	455		7601	R&M/Office Equipment		455		400	400	400
0	0	0		7899	Misc Materials & Services		0		0	0	0
2,938	2,359	4,005			Total Materials & Services		4,005		3,950	3,950	3,950
0	0	0		9015	Furniture/Fixtures		0		0	0	0
0	0	0			Total Capital Outlay		0		0	0	0
91,840	100,703	111,675			Total Expenditures		113,505		111,850	111,850	111,850

Tillamook County
Statement of Budget
Fiscal Year July 1, 2013 - June 30, 2014
Expenditures

Fund:	010 General
Dept:	01523 DA/Cami

FY 10-11	FY 11-12	FY 12-13			FY 13-14	FY 13-14	FY 13-14	FY 13-14
Actual	Actual	Adopted	Acct No	Description	FTE Requested	FTE Proposed	Approved	Adopted
Expenditures								
0	0	0	5600	Part-time/Temporary				
0	0	0		Total Salaries	0	0	0	0
<hr/>								
0	0	0		Total Personal Services	0	0	0	0
<hr/>								
0	0	0	6001	Office Supplies	0	0	0	0
0	2,471	3,615	7080	Travel/Training/Mileage	3,615	3,615	3,615	3,615
30,000	30,000	30,000	7105	Contracted Services	30,000	30,000	30,000	30,000
2,510	2,400	2,400	7401	Rent	2,400	2,400	2,400	2,400
240	240	240	7410	Utilities	240	240	240	240
0	0	0	7899	Misc Materials & Services	0	0	0	0
32,750	35,111	36,255		Total Materials & Services	36,255	36,255	36,255	36,255
<hr/>								
0	0	0	9020	Computers/Office Equipment	0	0	0	0
0	0	0		Total Capital Outlay	0	0	0	0
<hr/>								
32,750	35,111	36,255		Total Expenditures	36,255	36,255	36,255	36,255

Tillamook County
Statement of Budget
Fiscal Year July 1, 2013 - June 30, 2014

Fund:	010 General
Dept:	District Attorney

Summary

FY 10-11 Actual	FY 11-12 Actual	FY 12-13 Adopted	FTE	Description	FTE	FY 13-14 Requested	FTE	FY 13-14 Proposed	FY 13-14 Approved	FY 13-14 Adopted
850,775	834,382	940,070	10.00	Total Personal Services	9.98	968,000	9.98	952,500	952,500	952,500
83,984	103,542	94,310		Total Materials & Services		124,310		93,555	93,555	93,555
7,508	0	0		Total Capital Outlay		0		0	0	0
942,267	937,924	1,034,380		District Attorney Totals		1,092,310		1,046,055	1,046,055	1,046,055

Tillamook County
Statement of Budget
Fiscal Year July 1, 2013 - June 30, 2014
Revenues

Fund:	010 General
Dept:	Sheriff

FY 10-11 Actual	FY 11-12 Actual	FY 12-13 Adopted	Acct No	Funding Source Code	Description	FY 13-14 Requested	FY 13-14 Proposed	FY 13-14 Approved	FY 13-14 Adopted	Department
Revenues										
9,419			4225		Federal Grants					
4,348	7,680	10,000		01539714227E	Traffic Safety Grant/FYE14	9,000	9,000	9,000	9,000	criminal
11,630	11,401	25,000		01532106136E	Byrne Drug Enforcement Grant/FYE14	25,000	25,000	25,000	25,000	criminal
62,105	38,605	54,000		01531115135E	USFS Deputy Contract/FYE14	54,000	54,000	54,000	54,000	criminal
0	0	0			BZPP Grant/FYE09	0	0	0	0	criminal
13,958	35,496	26,500		01531127390E	BLM Marijuana Law Enforcement Patrol/FYE14	26,500	26,500	26,500	26,500	criminal
1,578	777	0			Bulletproof Vest Partnership/FYE09	0	0	0	0	criminal
630	815	0			ARRA Jag Proj/Sat Phones/FYE12	0	0	0	0	criminal
354		0	4250		State Grants	0	0	0	0	criminal
51,161	54,423	56,900		01533317279E	ATV/Sandlake/FYE14	70,628	70,600	70,600	70,600	criminal
124,424	138,619	150,000		01533317261E	ATV/State Forest/FYE14	167,000	167,000	167,000	167,000	criminal
1,009	0	0			ATV Safety/Education 07-59/FYE10	0	0	0	0	criminal
16,000	12,325	16,000		01533317325E	State Parks/Cape Lookout LE/FYE14	16,000	16,000	16,000	16,000	criminal
12,869	0	0			ODOT Work Zone Safety Grant/FYE11	0	0	0	0	criminal
159,421	173,678	150,000	4267		State Deputy Contract	167,000	167,000	167,000	167,000	criminal
0	0	0	4290		ATV Phase IV Safety Training Grant/FYE06	0	0	0	0	criminal
0	0	0	4290		Title III/FYE07	0	0	0	0	criminal
59,053	46,475	55,000	4331		Sheriff Fees	55,000	55,000	55,000	55,000	criminal
0	0	0	4332		Special Events	0	0	0	0	criminal
72,050	89,566	97,500	4334		City of Garibaldi	101,000	101,000	101,000	101,000	criminal
3,564	1,994	0	4410		SB 1065 Fines	0	0	0	0	criminal
1,205	7,462	1,000	4670		Refunds & Reimbursements	5,000	5,000	5,000	5,000	criminal
4,204	12,477	5,000	4690		Miscellaneous	5,000	5,000	5,000	5,000	criminal
0	0	0	4712		Intercounty/Code Enforcement	0	0	0	0	criminal
15,000	15,000	15,000	4707		Intercounty/CAMI	15,000	15,000	15,000	15,000	criminal
0	0	0	4339		ATV Fees	0	0	0	0	criminal
168,084	45,498	0	4817		Transfer from NCDTF/ARRA-Criminal (Big Byrne)	0	4,300	4,300	4,300	criminal
Federal Grants										
290,548	478	0	4225		ARRA-Correction Deputy Retention/FYE12	0	0	0	0	jail
State Grants										
0	7,178	0	4250		SCAAP Grant/FYE09	0	0	0	0	jail
47,045	30,435	30,000	4280		Rent	30,000	30,000	30,000	30,000	jail
196,903	292,810	200,000	4333		Inmate Boarding	200,000	225,000	225,000	225,000	jail
24,195	15,943	25,000	4410		SB1065 Fines	25,000	25,000	25,000	25,000	jail
25,000	25,000	25,000	4635		Inmate Welfare Revenue	25,000	25,000	25,000	25,000	jail
1,005	16,918	0	4670		Refunds & Reimbursements	2,500	2,500	2,500	2,500	jail
20,661	21,426	5,000	4690		Miscellaneous	15,000	15,000	15,000	15,000	jail
20,425	35,332	23,000	4702		Intercounty/Work Crew	15,000	15,000	15,000	15,000	jail
25,000	25,000	25,000	4710		Intercounty/Sanction Beds	25,000	25,000	25,000	25,000	jail
225,000	175,000	175,000	4711		Intercounty/DOC 1145 Services	175,000	175,000	175,000	175,000	jail
10,000	10,000	10,000	4715		Intercounty/Rent	10,000	10,000	10,000	10,000	jail
0	50,000	50,000	4814		Transfer from Court Security	50,000	50,000	50,000	50,000	jail
0	0	0	4290		Local Community Funding	0	0	0	0	jail
State Grants										
239,912	188,337	245,579	4250	01533305189E	Marine Safety Grant/FYE13	252,424	252,400	252,400	252,400	marine
8,443	8,684	10,000	4401		Fines	10,000	10,000	10,000	10,000	marine
205	601	350	4690		Miscellaneous Revenue	350	350	350	350	marine
0	0	0	4280		Rent	0	0	0	0	marine
1,926,408	1,595,433	1,485,829			Total Revenue	1,551,402	1,580,650	1,580,650	1,580,650	

Tillamook County
Statement of Budget
Fiscal Year July 1, 2013 - June 30, 2014
Expenditures

Fund:	010 General
Dept:	01530 Sheriff/Criminal

FY 10-11 Actual	FY 11-12 Actual	FY 12-13 Adopted	FTE	Acct No	Description	FTE	FY 13-14 Requested	FTE	FY 13-14 Proposed	FY 13-14 Approved	FY 13-14 Adopted
Expenditures											
89,244	90,494	92,800	1.00	5001	Elected Official	1.00	95,200	1.00	95,200	95,200	95,200
66,376	53,957	54,600	0.75	5200	Management/Supervisory	0.75	60,200	0.75	60,200	60,200	60,200
984,505	1,011,008	1,050,000	19.00	5300	Professional/Technical	19.00	1,095,000	19.00	1,095,000	1,095,000	1,095,000
79,986	83,990	88,600	2.00	5400	Administrative/Clerical	2.00	96,000	2.00	96,000	96,000	96,000
20,071	22,354	27,000		5600	Part-time/Temporary		27,000		27,000	27,000	27,000
42,844	79,752	50,000		5897	Leave Buy Out		50,000		50,000	50,000	50,000
9,275	3,841	15,000		5898	Contract Overtime		15,000		15,000	15,000	15,000
73,369	63,851	80,000		5899	Overtime		80,000		80,000	80,000	80,000
1,365,670	1,409,247	1,458,000	22.75		Total Salaries	22.75	1,518,400	22.75	1,518,400	1,518,400	1,518,400
103,884	106,932	122,000		5950	Employer's FICA		127,500		127,500	127,500	127,500
41,639	23,386	55,500		5955	Workers Compensation		58,000		58,000	58,000	58,000
(254)	0	10,000		5960	Unemployment		10,000		10,000	10,000	10,000
332,195	367,836	443,000		5965	Health & Life Insurance		440,000		432,600	432,600	432,600
198,493	223,156	256,000		5970	Retirement		269,500		269,500	269,500	269,500
25,010	21,229	22,500		5980	VEBA		22,500		22,500	22,500	22,500
3,488	3,577	4,000		5990	Uniform Allowance		4,000		4,000	4,000	4,000
2,070,125	2,155,363	2,371,000			Total Personal Services		2,449,900		2,442,500	2,442,500	2,442,500
7,668	11,251	7,500		6001	Office Supplies		7,500		7,500	7,500	7,500
10,894	7,438	1,000		6004	Non-Capital Equipment		2,000		2,000	2,000	2,000
4,157	7,038	5,000		6005	Operating Supplies		5,000		5,000	5,000	5,000
14,155	15,672	15,000		6009	Computer Software & Licensing		18,000		18,000	18,000	18,000
2,806	1,758	3,000		6011	Computer Supplies		3,500		3,500	3,500	3,500
103,466	128,364	145,000		6030	Fuel & Lubricants		145,000		125,000	125,000	125,000
9,587	33	10,000		6249	Search & Rescue Equipment		10,000		5,000	5,000	5,000
21,418	10,282	25,000		6250	Criminal Equipment		25,000		25,000	25,000	25,000
9,886	7,068	15,000		6251	Uniforms		15,000		10,000	10,000	10,000
2,148	3,719	2,500		7001	Printing & Advertising		2,500		2,500	2,500	2,500
4,714	5,658	4,500		7003	Books & Publications		4,500		4,500	4,500	4,500
434	411	600		7005	Postage & Shipping		600		600	600	600
17,001	15,889	16,500		7007	Telephone		16,500		16,000	16,000	16,000
0	0	2,000		7010	Law Enf Data System (LEDS)		2,000		0	0	0
0	0	5,000		7020	Insurance & Decudtibles		5,000		0	0	0
655	905	750		7050	Memberships & Dues		1,000		1,000	1,000	1,000
9,453	6,806	9,500		7080	Travel/Training/Mileage		9,500		9,500	9,500	9,500
0	0	2,700		7105	Contracted Services		2,700		0	0	0
740	350	500		7175	Employee Assistance		500		500	500	500
890	0	1,000		7211	Medical Services		1,000		1,000	1,000	1,000
2,003	1,141	0		7229	Canine		0		0	0	0
381	1,464	2,000		7601	R&M/Office Equipment		2,000		2,000	2,000	2,000
52,053	54,212	65,000		7603	R&M/Vehicles		65,000		60,000	60,000	60,000
2,209	797	3,000		7605	R&M/Equipment		3,000		3,000	3,000	3,000
8,201	8,116	7,000		7611	Storage Rental		8,200		8,200	8,200	8,200
852	852	1,000		7704	Chemical Toilets		1,000		1,000	1,000	1,000
2,399	3,253	2,500		7831	Tow Abandoned Vehicles		3,000		3,000	3,000	3,000
20,981	14,519	25,000		7881	Health Insurance Retirees		25,000		15,000	15,000	15,000
623	3,145	500		7899	Misc Materials & Services		2,500		2,500	2,500	2,500
0	0	0		8020	Intercounty/R&M Vehicles		0		0	0	0
309,774	310,141	378,050			Total Materials & Services		386,500		331,300	331,300	331,300

Tillamook County
Statement of Budget
Fiscal Year July 1, 2013 - June 30, 2014
Expenditures

Fund:	010 General
Dept:	01530 Sheriff/Criminal

FY 10-11 Actual	FY 11-12 Actual	FY 12-13 Adopted	FTE	Acct No	Description	FTE	FY 13-14 Requested	FTE	FY 13-14 Proposed	FY 13-14 Approved	FY 13-14 Adopted
Expenditures											
7,141	0	0		9020	Computers/Office Equipment		0		0	0	0
69,960	125,855	150,000		9030	Vehicles		62,000		12,000	12,000	12,000
77,101	125,855	150,000			Total Capital Outlay		62,000		12,000	12,000	12,000
<u>2,457,000</u>	<u>2,591,359</u>	<u>2,899,050</u>			Total Expenditures		<u>2,898,400</u>		<u>2,785,800</u>	<u>2,785,800</u>	<u>2,785,800</u>

Current OMB A-87 Indirect Cost Allocation - \$296,880
FY 09/10 Purchase 2 Sedans and 1 Truck from Vehicle Reserve
FY 10/11 Purchase 2 Crown Vics
FY 12/13 Purchase 5 Vehicles
FY 13/14 Purchase Truck & SUV 5 year purchase agreement

Tillamook County
Statement of Budget
Fiscal Year July 1, 2013 - June 30, 2014
Expenditures

Fund:	010 General
Dept:	01531 Sheriff/Jail

FY 10-11 Actual	FY 11-12 Actual	FY 12-13 Adopted	FTE	Acct No	Description	FTE	FY 13-14 Requested	FTE	FY 13-14 Proposed	FY 13-14 Approved	FY 13-14 Adopted
Expenditures											
75,744	67,523	70,400	1.00	5200	Management/Supervisory	1.00	74,100	1.00	74,100	74,100	74,100
898,386	905,784	1,022,000	20.00	5300	Professional/Technical	20.00	1,038,000	20.00	1,038,000	1,038,000	1,038,000
94,964	67,139	58,500	1.50	5400	Administrative/Clerical	1.50	61,900	1.50	61,900	61,900	61,900
39,526	40,209	43,800	1.00	5500	Skilled, Service, Maintenance	1.00	45,900	1.00	45,900	45,900	45,900
73,640	92,203	75,000		5600	Part-time/Temporary		80,000		80,000	80,000	80,000
18,344	29,305	25,000		5897	Leave Buy Out		25,000		25,000	25,000	25,000
59,061	60,514	60,000		5899	Overtime		75,000		70,000	70,000	70,000
1,259,665	1,262,677	1,354,700	23.50		Total Salaries	23.50	1,399,900	23.50	1,394,900	1,394,900	1,394,900
95,892	95,346	112,500		5950	Employer's FICA		115,500		115,500	115,500	115,500
43,271	29,600	53,000		5955	Workers Compensation		53,600		53,600	53,600	53,600
9,723	3,092	10,000		5960	Unemployment		10,000		10,000	10,000	10,000
285,882	325,294	389,500		5965	Health & Life Insurance		393,000		387,600	387,600	387,600
185,726	200,667	239,000		5970	Retirement		244,000		244,000	244,000	244,000
26,097	21,740	23,460		5980	VEBA		23,000		23,000	23,000	23,000
3,600	3,480	4,140		5990	Uniform Allowance		4,000		4,000	4,000	4,000
1,909,856	1,941,896	2,186,300			Total Personal Services		2,243,000		2,232,600	2,232,600	2,232,600
2,768	6,184	5,000		6001	Office Supplies		5,000		5,000	5,000	5,000
7,916	6,673	4,000		6004	Non-Capital Equipment		4,000		4,000	4,000	4,000
8,727	6,109	7,500		6005	Operating Supplies		7,500		7,500	7,500	7,500
355	340	500		6007	Small Tools & Minor Equipment		500		500	500	500
12,512	11,622	12,000		6009	Computer Software & Licensing		12,500		12,500	12,500	12,500
3,782	2,243	3,500		6011	Computer Supplies		3,500		3,500	3,500	3,500
11,633	16,473	15,000		6030	Fuel/Lubricants		16,000		16,000	16,000	16,000
1,687	174	3,000		6250	Criminal Equipment		3,000		3,000	3,000	3,000
6,487	7,691	7,000		6251	Uniforms		7,000		7,000	7,000	7,000
143,221	158,441	185,000		6260	Prisoners' Board		190,000		185,000	185,000	185,000
7,294	5,861	10,000		6261	Jail Clothing		10,000		10,000	10,000	10,000
224	259	500		7001	Printing & Advertising		500		500	500	500
4,537	6,396	4,500		7003	Books & Publications		6,500		6,500	6,500	6,500
16	0	0		7005	Postage & Shipping		0		0	0	0
27,859	27,302	32,000		7007	Telephone		32,000		27,000	27,000	27,000
624	450	750		7050	Memberships & Dues		750		750	750	750
4,794	4,263	4,000		7080	Travel/Training/Mileage		4,000		4,000	4,000	4,000
15,712	6,276	5,000		7101	Professional Services		5,000		5,000	5,000	5,000
790	2,458	1,000		7105	Contracted Services		3,500		3,500	3,500	3,500
0	0	0		7175	Employee Assistance		1,000		1,000	1,000	1,000
0	40	0		7210	Lab Tests		0		0	0	0
82,376	100,279	150,000		7211	Medical Services		150,000		120,000	120,000	120,000
55,910	59,036	60,000		7410	Utilities		65,000		65,000	65,000	65,000
10,961	11,570	15,000		7415	Water		15,000		15,000	15,000	15,000
7,783	7,166	8,000		7416	Sewer		8,000		8,000	8,000	8,000
11,309	11,345	13,000		7420	Garbage Collection		13,000		13,000	13,000	13,000
4,564	3,729	5,000		7430	Janitorial Services		5,000		5,000	5,000	5,000
20,207	16,177	22,000		7431	Janitorial Supplies		22,000		20,000	20,000	20,000
44,330	32,425	55,000		7450	R&M/Building & Grounds		60,000		60,000	60,000	60,000
1,057	1,074	2,000		7601	R&M/Office Equipment		2,500		2,500	2,500	2,500
10,885	7,926	5,000		7603	R&M/Vehicles		5,000		5,000	5,000	5,000
7,684	12,273	7,500		7605	R&M/Equipment		7,500		7,500	7,500	7,500
304	15	250		7610	Equipment Rental		250		250	250	250
250	45	0		7650	Permit Fees		0		0	0	0
0	118	0		7704	Chemical Toilets		1,000		1,000	1,000	1,000
0	0	0		7836	Work Crew Program		0		0	0	0
3,171	3,171	10,000		7881	Health Insurance/Retirees		10,000		5,000	5,000	5,000
165	106	100		7899	Misc Materials & Services		100		100	100	100
0	0	0		8016	Intercounty/Medical Services		0		0	0	0

Tillamook County
Statement of Budget
Fiscal Year July 1, 2013 - June 30, 2014
Expenditures

Fund:	010 General
Dept:	01531 Sheriff/Jail

FY 10-11 Actual	FY 11-12 Actual	FY 12-13 Adopted	FTE	Acct No	Description	FTE	FY 13-14 Requested	FTE	FY 13-14 Proposed	FY 13-14 Approved	FY 13-14 Adopted
Expenditures											
0	0	0		8020	Intercounty/R&M Vehicles		0		0	0	0
Total Materials & Services							676,600		629,600	629,600	629,600
521,894	535,710	653,100									
0	7,141	0		9020	Computers/Office Equipment		0		0	0	0
0	36,697	0		9030	Vehicles		0		0	0	0
0	0	10,000		9035	Machinery/Equipment		10,000		10,000	10,000	10,000
0	0	25,000		9040	Buildings/Improvements		200,000		150,000	150,000	150,000
0	43,838	35,000			Total Capital Outlay		210,000		160,000	160,000	160,000
Total Expenditures							3,129,600		3,022,200	3,022,200	3,022,200
2,431,750	2,521,444	2,874,400									

Current OMB A-87 Indirect Cost Allocation - \$247,559

Tillamook County
Statement of Budget
Fiscal Year July 1, 2013 - June 30, 2014
Expenditures

Fund:	010 General
Dept:	01533 Sheriff/Marine

FY 10-11 Actual	FY 11-12 Actual	FY 12-13 Adopted	FTE	Acct No	Description	FTE	FY 13-14 Requested	FTE	FY 13-14 Proposed	FY 13-14 Approved	FY 13-14 Adopted
Expenditures											
145,753	101,046	103,700	2.00	5300	Professional/Technical	2.00	106,200	2.00	106,200	106,200	106,200
0	32,883	25,000	0.40	5600	Part-time/Temporary	0.40	22,400	0.40	22,400	22,400	22,400
4,154	1,743	5,000		5897	Leave Buy Out		5,000		3,000	3,000	3,000
6,616	2,994	5,000		5899	Overtime		5,000		5,000	5,000	5,000
156,523	138,666	138,700	2.40		Total Salaries	2.40	138,600	2.40	136,600	136,600	136,600
11,970	10,625	12,000		5950	Employer's FICA		12,000		12,000	12,000	12,000
7,415	4,190	10,000		5955	Workers Compensation		10,000		10,000	10,000	10,000
38,388	29,446	35,000		5965	Health & Life Insurance		35,000		35,000	35,000	35,000
24,696	18,075	20,800		5970	Retirement		22,000		22,000	22,000	22,000
3,258	1,797	1,800		5980	VEBA		1,800		1,800	1,800	1,800
495	360	400		5990	Uniform Allowance		400		400	400	400
242,745	203,159	218,700			Total Personal Services		219,800		217,800	217,800	217,800
62	0	100		6001	Office Supplies		100		100	100	100
0	0	0		6004	Non-Capital Equipment		200		200	200	200
740	335	1,500		6005	Operating Supplies		1,500		1,000	1,000	1,000
17,960	12,618	20,000		6030	Fuel/Lubricants		20,000		17,000	17,000	17,000
0	375	500		6250	Criminal Equipment		775		500	500	500
1,206	649	2,000		6251	Uniforms		1,500		1,500	1,500	1,500
1,282	1,316	1,500		7007	Telephone		1,500		1,500	1,500	1,500
0	0	50		7050	Memberships & Dues		50		50	50	50
972	471	2,000		7080	Travel/Training/Mileage		2,000		2,000	2,000	2,000
26	0	0		7450	R&M/Building & Grounds		0		0	0	0
8,524	5,716	7,500		7603	R&M/Vehicles		7,500		7,500	7,500	7,500
1,448	2,280	1,000		7605	R&M/Equipment		2,000		2,000	2,000	2,000
0	0	0		7899	Misc. Material & Services		0		0	0	0
0	0	0		8020	Intercounty/R&M Vehicles		0		0	0	0
32,220	23,760	36,150			Total Materials & Services		37,125		33,350	33,350	33,350
0	31,427	0		9030	Vehicles		0		0	0	0
0	0	0		9035	Machinery/Equipment		0		0	0	0
0	31,427	0			Total Capital Outlay		0		0	0	0
274,965	258,346	254,850			Total Expenditures		256,925		251,150	251,150	251,150

Current OMB A-87 Indirect Cost Allocation - \$16,285
Grant requires minimum 20% Match. County's contribution exceeds the Match.

Tillamook County
 Statement of Budget
 Fiscal Year July 1, 2013 - June 30, 2014

Fund:	010 General
Dept:	Sheriff

Summary

FY 10-11 Actual	FY 11-12 Actual	FY 12-13 Adopted	FTE	Description	FTE	FY 13-14 Requested	FTE	FY 13-14 Proposed	FY 13-14 Approved	FY 13-14 Adopted
4,222,726	4,300,418	4,776,000	48.65	Total Personal Services	48.65	4,912,700	48.65	4,892,900	4,892,900	4,892,900
863,888	869,611	1,067,300		Total Materials & Services		1,100,225		994,250	994,250	994,250
77,101	201,120	185,000		Total Capital Outlay		272,000		172,000	172,000	172,000
5,163,715	5,371,149	6,028,300		Sheriff Totals		6,284,925		6,059,150	6,059,150	6,059,150

**THIS PAGE
INTENTIONALLY LEFT BLANK**



Tillamook County
Statement of Budget
Fiscal Year July 1, 2013 - June 30, 2014
Revenues

Fund:	010 General
Dept:	Emergency Management

FY 10-11 Actual	FY 11-12 Actual	FY 12-13 Adopted	Acct No	Funding Source Code	Description	FY 13-14 Requested	FY 13-14 Proposed	FY 13-14 Approved	FY 13-14 Adopted	Department
Revenues										
9,200	9,200	9,700	4210		Reservoir Reimb	9,700	9,700	9,700	9,700	
			4225		Federal Grant					
0	53,323	0			Comm Port/Airborne Speaker Warn Sys	0	0	0	0	
65,514	101,588	94,500		01542125354E	FEMA/EMPG/FYE14	80,000	80,000	80,000	80,000	
0	60,500	0			Interoperability Project (Radios)/FYE12	0	0	0	0	
0	14,792	10,300			Citizen Corp CERT Grant/FYE13	0	0	0	0	
			4250		State Grants					
0	4,000	6,500	4290		Local/Community Funding	6,500	6,500	6,500	6,500	
36	2,245	0	4690		Miscellaneous	0	0	0	0	
Total Revenue						96,200	96,200	96,200	96,200	
74,750	245,648	121,000								

Tillamook County
Statement of Budget
Fiscal Year July 1, 2013 - June 30, 2014
Expenditures

Fund:	010 General
Dept:	01540 Emergency Management

FY 10-11	FY 11-12	FY 12-13				FY 13-14	FY 13-14	FY 13-14	FY 13-14		
Actual	Actual	Adopted	FTE	Acct No	Description	FTE	Requested	FTE	Proposed	Approved	Adopted
Expenditures											
53,172	56,082	57,500	1.00	5100	Department Head	1.00	63,800	1.00	63,800	63,800	63,800
22,125	17,984	19,200	0.25	5200	Management/Supervisor	0.25	20,100	0.25	20,100	20,100	20,100
0	8,382	500		5897	Leave Buy-Out		500		500	500	500
0	0	0		5899	Overtime		0		0	0	0
75,297	82,448	77,200	1.25		Total Salaries	1.25	84,400	1.25	84,400	84,400	84,400
5,492	6,022	6,500		5950	Employer's FICA		7,100		7,100	7,100	7,100
1,349	979	2,000		5955	Workers Compensation		2,200		2,200	2,200	2,200
24,392	26,897	33,500		5965	Health & Life Insurance		33,000		31,500	31,500	31,500
12,671	13,832	15,500		5970	Retirement		16,800		16,800	16,800	16,800
1,499	1,499	1,500		5980	VEBA		1,500		1,500	1,500	1,500
120,700	131,677	136,200			Total Personal Services		145,000		143,500	143,500	143,500
190	374	500		6001	Office Supplies		500		300	300	300
0	62,914	500		6004	Non-Capital Equipment		1,000		500	500	500
2,398	3,996	3,000		6005	Operating Supplies		3,000		3,000	3,000	3,000
130	0	0		6007	Small Tools & Minor Equipment		100		0	0	0
3,471	9,490	5,000		6009	Computer Software & Licensing		5,000		5,000	5,000	5,000
235	704	500		6011	Computer Supplies		500		500	500	500
1,741	1,946	2,000		6030	Fuel & Lubricants		2,000		2,000	2,000	2,000
190	780	200		6251	Uniforms		200		200	200	200
181	1,400	1,000		7001	Printing & Advertising		1,000		500	500	500
30	29	0		7003	Books & Publications		0		0	0	0
0	392	0		7005	Postage & Shipping		0		0	0	0
4,121	4,042	5,500		7007	Telephone		6,000		5,000	5,000	5,000
100	100	300		7050	Memberships & Dues		300		300	300	300
626	602	1,500		7080	Travel/Training/Mileage		1,500		600	600	600
0	12,124	0		7105	Contracted Services		22,350		22,350	22,350	22,350
364	364	500		7410	Utilities		500		500	500	500
36	26	500		7601	R&M/Office Equipment		500		500	500	500
512	1,319	1,000		7603	R&M/Vehicles		1,000		1,000	1,000	1,000
14,785	10,130	20,000		7650	Permit Fees		0		0	0	0
0	0	1,000		7832	Emergency Situations		1,000		500	500	500
0	657	10,300		7899	Misc Materials & Services/CERT		0		0	0	0
0	0	0		8020	Intercounty/R&M Vehicles		0		0	0	0
29,110	111,389	53,300			Total Materials & Services		46,450		42,750	42,750	42,750
0	53,323	0		9035	Machinery/Equipment		0		0	0	0
0	53,323	0			Total Capital Outlay		0		0	0	0
149,810	296,389	189,500			Total Expenditures		191,450		186,250	186,250	186,250

Current A-87 Indirect Cost Allocation - \$42,132

Tillamook County
Statement of Budget
Fiscal Year July 1, 2013 - June 30, 2014

Fund:	010 General
Dept:	Emergency Management

Summary

FY 10-11 Actual	FY 11-12 Actual	FY 12-13 Adopted	FTE	Description	FTE	FY 13-14 Requested	FTE	FY 13-14 Proposed	FY 13-14 Approved	FY 13-14 Adopted
120,700	131,677	136,200	1.25	Total Personal Services	1.25	145,000	1.25	143,500	143,500	143,500
29,110	111,389	53,300		Total Materials & Services		46,450		42,750	42,750	42,750
0	53,323	0		Total Capital Outlay		0		0	0	0
<u>149,810</u>	<u>296,389</u>	<u>189,500</u>		Emergency Management Totals		<u>191,450</u>		<u>186,250</u>	<u>186,250</u>	<u>186,250</u>

**THIS PAGE
INTENTIONALLY LEFT BLANK**



Tillamook County
Statement of Budget
Fiscal Year July 1, 2013 - June 30, 2014
Revenues

Fund:	010 General
Dept:	Communications

FY 10-11 Actual	FY 11-12 Actual	FY 12-13 Adopted	Acct No.	Funding Source Code	Description	FY 13-14 Requested	FY 13-14 Proposed	FY 13-14 Approved	FY 13-14 Adopted	Department
Revenues										
0	2,000	5,000	4280		Radio Site Rental	8,000	8,000	8,000	8,000	Comm
9,011	1,502	0	4690		Miscellaneous Revenue	0	0	0	0	Comm
Total Revenue						8,000	8,000	8,000	8,000	

Tillamook County
Statement of Budget
Fiscal Year July 1, 2013 - June 30, 2014
Expenditures

Fund:	010 General
Dept:	01550 Communications

FY 10-11 Actual	FY 11-12 Actual	FY 12-13 Adopted	FTE	Acct No	Description	FTE	FY 13-14 Requested	FTE	FY 13-14 Proposed	FY 13-14 Approved	FY 13-14 Adopted
Expenditures											
14,072	14,202	14,400	0.50	5600	Part-time Temporary	0.50	14,400	0.50	14,400	14,400	14,400
<u>14,072</u>	<u>14,202</u>	<u>14,400</u>	<u>0.50</u>		Total Salaries	<u>0.50</u>	<u>14,400</u>	<u>0.50</u>	<u>14,400</u>	<u>14,400</u>	<u>14,400</u>
1,076	1,087	1,160		5950	Employer's FICA		1,200		1,200	1,200	1,200
378	300	600		5955	Workers Compensation		600		600	600	600
0	0	0		5965	Health & Life Insurance		0		0	0	0
0	0	0		5970	Retirement		0		0	0	0
<u>15,526</u>	<u>15,589</u>	<u>16,160</u>			Total Personal Services		<u>16,200</u>		<u>16,200</u>	<u>16,200</u>	<u>16,200</u>
0	250	300		6001	Office Supplies		300		200	200	200
23,625	5,344	0		6004	Non-Capital Equipment		1,700		1,700	1,700	1,700
3,241	4,495	4,000		6005	Operating Supplies		3,000		3,000	3,000	3,000
12	0	500		6007	Small Tools & Minor Equipment		500		500	500	500
283	105	250		6009	Computer Software & Licensing		250		250	250	250
3,235	4,383	4,800		6030	Fuel & Lubricants		4,800		4,500	4,500	4,500
0	0	250		7001	Printing & Advertising		0		0	0	0
722	678	1,000		7007	Telephone		1,000		800	800	800
195	120	200		7050	Memberships & Dues		200		200	200	200
339	195	0		7080	Travel/Training/Mileage		250		250	250	250
9,387	12,062	15,000		7105	Contracted Services		15,000		10,000	10,000	10,000
11,754	9,950	12,500		7401	Rent		12,500		12,500	12,500	12,500
6,661	14,271	7,000		7410	Utilities		10,000		10,000	10,000	10,000
0	2,210	2,000		7450	R&M/Building & Grounds		2,000		2,000	2,000	2,000
2,898	3,215	4,000		7603	R&M/Vehicles		3,500		3,500	3,500	3,500
4,191	8,041	5,000		7605	R&M/Equipment		5,000		5,000	5,000	5,000
0	137	500		7610	Equipment Rental		500		500	500	500
2,230	5,340	2,000		7650	Permit Fees		1,000		1,000	1,000	1,000
550	8,833	5,000		7899	Misc Materials & Services		0		0	0	0
<u>69,323</u>	<u>79,629</u>	<u>64,300</u>			Total Materials & Services		<u>61,500</u>		<u>55,900</u>	<u>55,900</u>	<u>55,900</u>
0	0	12,000		9040	Buildings/Improvements		0		0	0	0
<u>0</u>	<u>0</u>	<u>12,000</u>			Total Capital Outlay		<u>0</u>		<u>0</u>	<u>0</u>	<u>0</u>
<u>84,849</u>	<u>95,218</u>	<u>92,460</u>			Total Expenditures		<u>77,700</u>		<u>72,100</u>	<u>72,100</u>	<u>72,100</u>

Current OMB A-87 Indirect Cost Allocation - \$12,595

Tillamook County
Statement of Budget
Fiscal Year July 1, 2013 - June 30, 2014

Fund:	010 General
Dept:	Communications

Summary

FY 10-11 Actual	FY 11-12 Actual	FY 12-13 Adopted	FTE	Description	FTE	FY 13-14 Requested	FTE	FY 13-14 Proposed	FY 13-14 Approved	FY 13-14 Adopted
15,526	15,589	16,160	0.50	Total Personal Services	0.50	16,200	0.50	16,200	16,200	16,200
69,323	79,629	64,300		Total Materials & Services		61,500		55,900	55,900	55,900
0	0	12,000		Total Capital Outlay		0		0	0	0
84,849	95,218	92,460		Communications Total		77,700		72,100	72,100	72,100

**THIS PAGE
INTENTIONALLY LEFT BLANK**



Tillamook County
Statement of Budget
Fiscal Year July 1, 2013 - June 30, 2014
Expenditures

Fund:	010 General
Dept:	01600 Mental Health

FY 10-11 Actual	FY 11-12 Actual	FY 12-13 Adopted	Acct No	Description	FY 13-14 FTE Requested	FY 13-14 FTE Proposed	FY 13-14 Approved	FY 13-14 Adopted
Expenditures								
0	0	0	5895	Extra Help				
0	0	0	5899	Overtime				
<hr/>								
0	0	0	Total Salaries		0.00	0	0.00	0
<hr/>								
0	0	0	Total Personal Services		0	0	0	0
<hr/>								
2,250	1,500	5,000	7222	Emergency Care	5,000	5,000	5,000	5,000
54,000	54,000	54,000	7911	Payment/Tillamook Counseling	55,000	54,000	54,000	54,000
<hr/>								
56,250	55,500	59,000	Total Materials & Services		60,000	59,000	59,000	59,000
<hr/>								
0	0	0	9015	Furniture/Fixtures	0	0	0	0
0	0	0	9020	Computers/Office Equipment	0	0	0	0
<hr/>								
0	0	0	Total Capital Outlay		0	0	0	0
<hr/>								
56,250	55,500	59,000	Total Expenditures		60,000	59,000	59,000	59,000

Current OMB A-87 Indirect Cost Allocation - \$0

Tillamook County
 Statement of Budget
 Fiscal Year July 1, 2013 - June 30, 2014

Fund:	010 General
Dept:	Mental Health Services

Summary

FY 10-11 Actual	FY 11-12 Actual	FY 12-13 Adopted	Description	FTE	FY 13-14 Requested	FTE	FY 13-14 Proposed	FY 13-14 Approved	FY 13-14 Adopted
0	0	0	Total Personal Services	0.00	0	0.00	0	0	0
56,250	55,500	59,000	Total Materials & Services		60,000		59,000	59,000	59,000
0	0	0	Total Capital Outlay		0		0	0	0
<u>56,250</u>	<u>55,500</u>	<u>59,000</u>	Mental Health Services Total		<u>60,000</u>		<u>59,000</u>	<u>59,000</u>	<u>59,000</u>



GENERAL FUND

SUMMARY

**THIS PAGE
INTENTIONALLY LEFT BLANK**



**Tillamook County
Statement of Budget
Fiscal Year July 1, 2013 - June 30, 2014**

**GENERAL FUND
REVENUE SUMMARY**

FY 10-11 Actual	FY 11-12 Actual	FY 12-13 Adopted	Description	FY 13-14 Requested	FY 13-14 Proposed	FY 13-14 Approved	FY 13-14 Adopted
13,849,471	13,126,049	15,251,834	Total Operating Revenue	15,753,957	16,266,205	16,366,205	16,366,205
6,912,702	6,903,868	6,500,000	Total Other Funding Sources	5,200,000	5,600,000	5,600,000	5,600,000
<u>20,762,173</u>	<u>20,029,917</u>	<u>21,751,834</u>	General Fund Totals	<u>20,953,957</u>	<u>21,866,205</u>	<u>21,966,205</u>	<u>21,966,205</u>

20,762,173	20,029,917	21,751,834	Income - Includes Cash	20,953,957	21,866,205	21,966,205	21,966,205
13,858,305	13,677,344	16,719,503	Expense	18,660,458	17,006,008	17,106,008	17,106,008
6,903,868	6,352,573	5,032,331	June Year End Cash Balance	2,293,499	4,860,197	4,860,197	4,860,197
8,834	551,295	1,467,669	Would reduce cash by	2,906,501	739,803	739,803	739,803

**Tillamook County
Statement of Budget
Fiscal Year July 1, 2013 - June 30, 2014**

**GENERAL FUND
EXPENDITURE SUMMARY**

FY 10-11 Actual	FY 11-12 Actual	FY 12-13 Adopted	Description	FY 13-14 Requested	FY 13-14 Proposed	FY 13-14 Approved	FY 13-14 Adopted
10,026,025	10,248,912	12,564,012	Total Personal Services	13,102,300	12,846,300	12,946,300	12,946,300
2,783,512	2,892,282	3,397,391	Total Materials & Services	3,512,758	3,286,908	3,286,908	3,286,908
113,768	297,627	247,100	Total Capital Outlay	534,400	361,800	361,800	361,800
935,000	238,523	511,000	Total Transfers Out	1,511,000	511,000	511,000	511,000
0	0	250,000	Total Contingency	300,000	250,000	250,000	250,000
6,903,868	6,352,573	4,782,331	Total Unappr Ending Fund Balance	5,500,000	4,610,197	4,610,197	4,610,197
<u>20,762,173</u>	<u>20,029,917</u>	<u>21,751,834</u>	General Fund Totals	<u>24,460,458</u>	<u>21,866,205</u>	<u>21,966,205</u>	<u>21,966,205</u>

**THIS PAGE
INTENTIONALLY LEFT BLANK**





SPECIAL REVENUE FUNDS

REVENUE & EXPENSE

**THIS PAGE
INTENTIONALLY LEFT BLANK**



Tillamook County
Statement of Budget
Fiscal Year July 1, 2013 - June 30, 2014
Revenues

Fund:	100 Mitigation Grants
-------	-----------------------

FY 10-11 Actual	FY 11-12 Actual	FY 12-13 Adopted	Acct No	Funding Source Code	Description	FY 13-14 Requested	FY 13-14 Proposed	FY 13-14 Approved	FY 13-14 Adopted	Department
Revenues										
		2,000,000	4225		Federal Grants	2,000,000	2,000,000	2,000,000	2,000,000	
0	0	0			FEMA Flood Mitigation Assistance/FYE08	0	0	0	0	
0	0	0			FEMA Alternate Projects/FYE12	0	0	0	0	
0	0	0			Flood Mitigation 2006 Event/FEMA DR 1672/FYE09	0	0	0	0	
0	0	0			Other Federal	0	0	0	0	
0	30,000	0			Land Acquisition Grant/FYE11	0	0	0	0	
		601,000	4250		State Grants					
0	0	240,000			Oregon Solutions	240,000	240,000	240,000	240,000	
0	0	2,000,000			OWEB/Watershed Acq & Restoration	1,700,000	1,700,000	1,700,000	1,700,000	
0	27,240	0	4269		Donations (Neskowin Coastal Hazards Comm)	0	0	0	0	
0	250,000	0	4269		Donations (Loren Parks)	0	0	0	0	
6,800	(200)	9,000	4280		Rent	9,000	9,000	9,000	9,000	
0	0	150,000	4290		Local/Community Funding	0	0	0	0	
98,007	79,817	3,500,000	4690		Miscellaneous	0	0	0	0	
647	89	0	4699		Interest	0	0	0	0	
105,454	386,946	8,500,000			Total Operating Revenue	3,949,000	3,949,000	3,949,000	3,949,000	
246,218	121,180	0	4000		Beginning Balance	0	0	0	0	
246,218	121,180	0			Total Other Funding Sources	0	0	0	0	
351,672	508,126	8,500,000			Total Revenue	3,949,000	3,949,000	3,949,000	3,949,000	

FY03/04 and forward, fund accounts for grant funds related to the Corps of Engineers Feasibility Study.

Tillamook County
Statement of Budget
Fiscal Year July 1, 2013 - June 30, 2014
Expenditures

Fund:	100 Mitigation Grants
Dept:	10000 Mitigation Grants

FY 10-11 Actual	FY 11-12 Actual	FY 12-13 Adopted	Acct No	Description	FTE	FY 13-14 Requested	FTE	FY 13-14 Proposed	FY 13-14 Approved	FY 13-14 Adopted
Expenditures										
102	95	1,000	7001	Printing & Advertising		1,000		1,000	1,000	1,000
34	345	0	7005	Postage & Shipping		0		0	0	0
470	106	500	7080	Travel & Mileage		500		500	500	500
198,310	128,984	6,619,500	7105	Contracted Services		2,038,500		2,038,500	2,038,500	2,038,500
0	0	20,000	7650	Permit Fees		20,000		20,000	20,000	20,000
0	40,350	0	7659	Flood Mitigation Assistance Program		0		0	0	0
19,624	1,845	189,000	7899	Misc Materials & Services		189,000		189,000	189,000	189,000
11,952	0	0	7908	USACE Feasibility Study		0		0	0	0
230,492	171,725	6,830,000		Total Materials & Services		2,249,000		2,249,000	2,249,000	2,249,000
0	5,000	1,670,000	9050	Land Acquisition		1,700,000		1,700,000	1,700,000	1,700,000
0	5,000	1,670,000		Total Capital Outlay		1,700,000		1,700,000	1,700,000	1,700,000
0	0	0		Total Transfers Out		0		0	0	0
0	0	0	9900	Operating Contingency		0		0	0	0
0	0	0		Total Contingency		0		0	0	0
121,180	331,401	0				0		0	0	0
121,180	331,401	0		Total Unappr Ending Fund Bal		0		0	0	0
351,672	508,126	8,500,000		Total Expenditures		3,949,000		3,949,000	3,949,000	3,949,000


Current OMB A-87 Indirect Cost Allocation - \$0

Tillamook County
Statement of Budget
Fiscal Year July 1, 2013 - June 30, 2014
Summary

Fund: 100 Mitigation Grants

FY 10-11 Actual	FY 11-12 Actual	FY 12-13 Adopted	Description	FTE	FY 13-14 Requested	FTE	FY 13-14 Proposed	FY 13-14 Approved	FY 13-14 Adopted
0	0	0	Total Personal Services		0		0	0	0
230,492	171,725	6,830,000	Total Materials & Services		2,249,000		2,249,000	2,249,000	2,249,000
0	5,000	1,670,000	Total Capital Outlay		1,700,000		1,700,000	1,700,000	1,700,000
0	0	0	Total Transfers Out		0		0	0	0
0	0	0	Total Contingency		0		0	0	0
121,180	331,401	0	Total Unappr Ending Fund Balance		0		0	0	0
<u>351,672</u>	<u>508,126</u>	<u>8,500,000</u>	Mitigation Grants Totals		<u>3,949,000</u>		<u>3,949,000</u>	<u>3,949,000</u>	<u>3,949,000</u>

**THIS PAGE
INTENTIONALLY LEFT BLANK**



Tillamook County
Statement of Budget
Fiscal Year July 1, 2013 - June 30, 2014
Revenues

Fund: 102 Nestucca Valley Comm Campus
--

FY 10-11 Actual	FY 11-12 Actual	FY 12-13 Adopted	Acct No	Funding Source Code	Description	FY 13-14 Requested	FY 13-14 Proposed	FY 13-14 Approved	FY 13-14 Adopted	Department
Revenues										
2,325	3,000	1,800	4280		Rent	1,800	1,800	1,800	1,800	
0	0	0	4301		Fees	0	0	0	0	
0	0	0	4690		Miscellaneous Revenue	0	0	0	0	
Total Operating Revenue						1,800	1,800	1,800	1,800	
1,050	3,375	6,375	4000		Beginning Balance	6,375	6,375	6,375	6,375	
Total Other Funding Sources						6,375	6,375	6,375	6,375	
Total Revenue						8,175	8,175	8,175	8,175	

Tillamook County
Statement of Budget
Fiscal Year July 1, 2013 - June 30, 2014
Expenditures

Fund:	102 Nestucca Valley Comm Campus
Dept:	10200 Nestucca Valley Comm Camp

FY 10-11 Actual	FY 11-12 Actual	FY 12-13 Adopted	Acct No	Description	FTE	FY 13-14 Requested	FTE	FY 13-14 Proposed	FY 13-14 Approved	FY 13-14 Adopted
Expenditures										
0	0	0	7020	Insurance & Deductibles		0		0	0	0
0	0	4,075	7105	Contracted Services		4,075		4,075	4,075	4,075
0	0	4,000	7450	R&M/Building & Grounds		4,000		4,000	4,000	4,000
0	0	100	7899	Misc. Materials & Services		100		100	100	100
<hr/>										
0	0	8,175		Total Materials & Services		8,175		8,175	8,175	8,175
0	0	0	9040	Buildings & Improvements		0		0	0	0
<hr/>										
0	0	0		Total Capital Outlay		0		0	0	0
<hr/>										
0	0	0		Total Transfers Out		0		0	0	0
<hr/>										
0	0	0		Total Contingency		0		0	0	0
<hr/>										
3,375	6,375	0		Total Unappr Ending Fund Bal		0		0	0	0
3,375	6,375	0				0		0	0	0
<hr/>										
3,375	6,375	8,175		Total Expenditures		8,175		8,175	8,175	8,175


Tillamook County
Statement of Budget
Fiscal Year July 1, 2013 - June 30, 2014

Fund:	102 Nestucca Valley Comm Campus
--------------	--

Summary

FY 10-11 Actual	FY 11-12 Actual	FY 12-13 Adopted	Description	FTE	FY 13-14 Requested	FTE	FY 13-14 Proposed	FY 13-14 Approved	FY 13-14 Adopted
0	0	0	Total Personal Services		0		0	0	0
0	0	8,175	Total Materials & Services		8,175		8,175	8,175	8,175
0	0	0	Total Capital Outlay		0		0	0	0
0	0	0	Total Transfers Out		0		0	0	0
0	0	0	Total Contingency		0		0	0	0
3,375	6,375	0	Total Unappr Ending Fund Balance		0		0	0	0
<u>3,375</u>	<u>6,375</u>	<u>8,175</u>	NVCC Totals		<u>8,175</u>		<u>8,175</u>	<u>8,175</u>	<u>8,175</u>

**THIS PAGE
INTENTIONALLY LEFT BLANK**



Tillamook County
Statement of Budget
Fiscal Year July 1, 2013 - June 30, 2014
Revenues

Fund: 104 Video Lottery

FY 10-11 Actual	FY 11-12 Actual	FY 12-13 Adopted	Acct No	Funding Source	Description	FY 13-14 Requested	FY 13-14 Proposed	FY 13-14 Approved	FY 13-14 Adopted	Department
Revenues										
161,511	200,445	125,000	4240		Video Lottery	150,000	140,000	140,000	140,000	
0	0	0	4241		Gambling Treatment	0	0	0	0	
0	0	0	4690		Miscellaneous Revenue	0	0	0	0	
0	0	0	4695		Sale of Assets	0	0	0	0	
651	511	800	4699		Interest	600	600	600	600	
Total Operating Revenue						150,600	140,600	140,600	140,600	
162,162	200,956	125,800								
159,263	127,175	130,000	4000		Beginning Balance	95,000	110,000	110,000	110,000	
Total Other Funding Sources						95,000	110,000	110,000	110,000	
159,263	127,175	130,000								
Total Revenue						245,600	250,600	250,600	250,600	
321,425	328,131	255,800								

Fund accounts for revenues received from state video lottery funds. Statute requires funds to be spent on economic development related issues. Gambling treatment funds from video lottery are passed through to Tillamook Family Counseling if/when received.

Tillamook County
Statement of Budget
Fiscal Year July 1, 2013 - June 30, 2014
Expenditures

Fund:	104 Video Lottery
Dept:	10400 Video Lottery

FY 10-11	FY 11-12	FY 12-13	Acct No	Description	FTE	FY 13-14 Requested	FTE	FY 13-14 Proposed	FY 13-14 Approved	FY 13-14 Adopted
Expenditures										
2,000	0	0	7022	Public Relations		0		0	0	0
16,250	16,250	16,250	7901	Futures Council Exp		16,250		16,250	16,250	16,250
90,000	90,000	93,150	7902	Economic Development Council		95,500		91,550	91,550	91,550
0	0	0	7904	Economic Development Programs		0		0	0	0
4,500	0	4,000	7904	Tillamook Chamber of Commerce		4,600		4,000	4,000	4,000
0	0	0	7904	EDC Incidental Grant Prog for BOC		0		0	0	0
0	0	0	7904	Oregon Solutions Flood Reduction Proj		0		0	0	0
0	0	0	7904	Government Trapper		0		0	0	0
0	0	0	7904	Till Intergovernmental Dev Entity (TIDE)		0		0	0	0
2,800	1,400	1,400	7904	Till ESD MultiMod Rent to Fairgrounds		1,400		1,400	1,400	1,400
1,000	1,000	1,000	7904	Nestucca Valley Chamber		1,000		1,000	1,000	1,000
0	0	0	7904	COLPAC		0		0	0	0
0	0	0	7904	City of Till "Govt Square" Lighting		0		0	0	0
2,700	1,900	1,800	8001	Indirect Cost Allocation		1,400		1,400	1,400	1,400
<hr/>										
119,250	110,550	117,600		Total Materials & Services		120,150		115,600	115,600	115,600
<hr/>										
0	0	0	9015	Furniture/Fixtures		0		0	0	0
<hr/>										
0	0	0		Total Capital Outlay		0		0	0	0
<hr/>										
0	0	0	9800	Transfer to GF/Museum		10,000		10,000	10,000	10,000
0	0	50,000	9800	Transfer to GF/DCD		50,000		50,000	50,000	50,000
75,000	75,000	75,000	9800	Transfer to General Fund/Fair Debt		75,000		75,000	75,000	75,000
75,000	75,000	125,000		Total Transfers Out		135,000		135,000	135,000	135,000
<hr/>										
0	0	2,850	9900	Operating Contingency		0		0	0	0
0	0	2,850		Total Contingency		0		0	0	0
<hr/>										
127,175	142,581	10,350	9995	Unappropriated Ending Fund Balance		0		0	0	0
127,175	142,581	10,350		Total Unappr Ending Fund Bal		0		0	0	0
<hr/>										
321,425	328,131	255,800		Total Expenditures		255,150		250,600	250,600	250,600

Current OMB A-87 Indirect Cost Allocation - \$1,438
Charged - \$1,400
FY 09/10 Public Relations for NACO

Tillamook County
Statement of Budget
Fiscal Year July 1, 2013 - June 30, 2014

Fund:	104 Video Lottery
--------------	--------------------------

Summary

FY 10-11 Actual	FY 11-12 Actual	FY 12-13 Adopted	Description	FTE	FY 13-14 Requested	FTE	FY 13-14 Proposed	FY 13-14 Approved	FY 13-14 Adopted
119,250	110,550	117,600	Total Materials & Services		120,150		115,600	115,600	115,600
0	0	0	Total Capital Outlay		0		0	0	0
75,000	75,000	125,000	Total Transfers Out		135,000		135,000	135,000	135,000
0	0	2,850	Total Contingency		0		0	0	0
127,175	142,581	10,350	Total Unappr Ending Fund Balance		0		0	0	0
<u>321,425</u>	<u>328,131</u>	<u>255,800</u>	Video Lottery Total		<u>255,150</u>		<u>250,600</u>	<u>250,600</u>	<u>250,600</u>

**THIS PAGE
INTENTIONALLY LEFT BLANK**



Tillamook County
Statement of Budget
Fiscal Year July 1, 2013 - June 30, 2014
Revenues

Fund:	105 Forest Timber Trust
--------------	--------------------------------

FY 10-11 Actual	FY 11-12 Actual	FY 12-13 Adopted	Acct No	Funding Source Code	Description	FY 13-14 Requested	FY 13-14 Proposed	FY 13-14 Approved	FY 13-14 Adopted	Department
Revenues										
50,000	10,000	40,000	4230		State Timber Revenue	40,000	40,000	40,000	40,000	
0	0	0	4690		Miscellaneous Revenue	0	0	0	0	
Total Operating Revenue						<u>40,000</u>	<u>40,000</u>	<u>40,000</u>	<u>40,000</u>	
4,449	37,214	40,000	4000		Beginning Balance	30,000	30,000	30,000	30,000	
Total Other Funding Sources						<u>30,000</u>	<u>30,000</u>	<u>30,000</u>	<u>30,000</u>	
Total Revenue						<u><u>70,000</u></u>	<u><u>70,000</u></u>	<u><u>70,000</u></u>	<u><u>70,000</u></u>	

Fund accounts for expenditures related to protection of county's forest lands. Legal defense, dues, enforcement.

Tillamook County
Statement of Budget
Fiscal Year July 1, 2013 - June 30, 2014
Expenditures

Fund:	105 Forest Timber Trust
Dept:	10500 Forest Timber Trust

FY 10-11	FY 11-12	FY 12-13			FY 13-14	FY 13-14	FY 13-14	FY 13-14		
Actual	Actual	Adopted	Acct No	Description	FTE	Requested	FTE	Proposed	Approved	Adopted
Expenditures										
17,110	12,420	17,000	7050	Memberships & Dues		17,000		17,000	17,000	17,000
0	0	10,000	7105	Contracted Services		10,000		10,000	10,000	10,000
0	0	53,000	7110	Legal		43,000		33,000	33,000	33,000
125	14,223	0	7899	Misc Materials & Services		0		10,000	10,000	10,000
<hr/>										
17,235	26,643	80,000		Total Materials & Services		70,000		70,000	70,000	70,000
<hr/>										
0	0	0				0		0	0	0
0	0	0		Total Capital Outlay		0		0	0	0
<hr/>										
0	0	0				0		0	0	0
0	0	0		Total Transfers Out		0		0	0	0
<hr/>										
0	0	0				0		0	0	0
0	0	0		Total Contingency		0		0	0	0
<hr/>										
37,214	20,571	0	9995	Unappropriated Ending Fund Balance		0		0	0	0
37,214	20,571	0		Total Unappr Ending Fund Bal		0		0	0	0
<hr/>										
54,449	47,214	80,000		Total Expenditures		70,000		70,000	70,000	70,000

Current OMB A-87 Indirect Cost Allocation - \$421
Charged \$0

Tillamook County
Statement of Budget
Fiscal Year July 1, 2013 - June 30, 2014

Fund:	105 Forest Timber Trust
--------------	--------------------------------

Summary

FY 10-11 Actual	FY 11-12 Actual	FY 12-13 Adopted	Description	FTE	FY 13-14 Requested	FTE	FY 13-14 Proposed	FY 13-14 Approved	FY 13-14 Adopted
0	0	0	Total Personal Services		0		0	0	0
17,235	26,643	80,000	Total Materials & Services		70,000		70,000	70,000	70,000
0	0	0	Total Capital Outlay		0		0	0	0
0	0	0	Total Transfers Out		0		0	0	0
0	0	0	Total Contingency		0		0	0	0
37,214	20,571	0	Total Unappr Ending Fund Balance		0		0	0	0
<u>54,449</u>	<u>47,214</u>	<u>80,000</u>	Forest Timber Trust Totals		<u>70,000</u>		<u>70,000</u>	<u>70,000</u>	<u>70,000</u>

**THIS PAGE
INTENTIONALLY LEFT BLANK**



Tillamook County
 Statement of Budget
 Fiscal Year July 1, 2013 - June 30, 2014
 Revenues

Fund:	106 Federal Title III
--------------	------------------------------

FY 10-11 Actual	FY 11-12 Actual	FY 12-13 Adopted	Acct No	Funding Source Code	Description	FY 13-14 Requested	FY 13-14 Proposed	FY 13-14 Approved	FY 13-14 Adopted	Department
Revenues										
0	0	0	4013		O & C Title III	0	0	0	0	
0	0	0	4205		Federal Forest Fees	0	0	0	0	
576	520	0	4699		Interest	0	0	0	0	
Total Operating Revenue						0	0	0	0	
129,149	129,725	80,000	4000		Beginning Balance	90,000	90,000	90,000	90,000	
Total Other Funding Sources						90,000	90,000	90,000	90,000	
Total Revenue						90,000	90,000	90,000	90,000	

Federal funds received under Federal O & C and Federal Forest Title III legislation. How funds are to be spent is directed by the legislation.

Tillamook County
Statement of Budget
Fiscal Year July 1, 2013 - June 30, 2014
Expenditures

Fund:	106 Federal Title III
Dept:	10600 Federal Title III

FY 10-11 Actual	FY 11-12 Actual	FY 12-13 Adopted	Acct No	Description	FTE	FY 13-14 Requested	FTE	FY 13-14 Proposed	FY 13-14 Approved	FY 13-14 Adopted
Expenditures										
0	0	0	7001	Printing & Advestising		0		0	0	0
0	0	80,000	7907	Federal Title III (Categories 1-6)		90,000		90,000	90,000	90,000
<hr/>										
0	0	80,000	Total Materials & Services			90,000		90,000	90,000	90,000
<hr/>										
0	0	0	Total Capital Outlay			0		0	0	0
0	0	0	Total Transfers Out			0		0	0	0
0	0	0	Total Contingency			0		0	0	0
129,725	130,245	0	Total Unappr Ending Fund Bal			0		0	0	0
129,725	130,245	0	Total Expenditures			90,000		90,000	90,000	90,000

Current OMB A-87 Indirect Cost Allocation - \$0
 Charged \$0

Schedule of Categories, with Program Codes

0	0		Category 1 (106001)/Search Rescue & Em Svcs							
0	0		Category 2 (106002)/Comm Srvc Work Camps							
0	0		Category 3 (106003)/Easement Purchases							
0	0		Category 4 (106004)/Forest Related Ed Opp							
0	0		Category 5 (106005)/Fire Prev & Cnty Plan							
0	0		Category 6 (106006)/Community Forestry							
0	0	0	Total			0		0	0	0

Tillamook County
Statement of Budget
Fiscal Year July 1, 2013 - June 30, 2014

Fund:	106 Federal Title III
--------------	------------------------------

Summary

FY 10-11 Actual	FY 11-12 Actual	FY 12-13 Adopted	Description	FTE	FY 13-14 Requested	FTE	FY 13-14 Proposed	FY 13-14 Approved	FY 13-14 Adopted
0	0	0	Total Personal Services		0		0	0	0
0	0	80,000	Total Materials & Services		90,000		90,000	90,000	90,000
0	0	0	Total Capital Outlay		0		0	0	0
0	0	0	Total Transfers Out		0		0	0	0
0	0	0	Total Contingency		0		0	0	0
129,725	130,245	0	Total Unappr Ending Fund Balance		0		0	0	0
<u>129,725</u>	<u>130,245</u>	<u>80,000</u>	Federal Title III Totals		<u>90,000</u>		<u>90,000</u>	<u>90,000</u>	<u>90,000</u>

**THIS PAGE
INTENTIONALLY LEFT BLANK**



Tillamook County
Statement of Budget
Fiscal Year July 1, 2013 - June 30, 2014
Revenues

Fund: 107 Juvenile Trust

FY 10-11 Actual	FY 11-12 Actual	FY 12-13 Adopted	Acct No	Funding Source Code	Description	FY 13-14 Requested	FY 13-14 Proposed	FY 13-14 Approved	FY 13-14 Adopted	Department
Revenues										
1,028	971	1,200	4615		Restitution	1,000	800	800	800	
100	25	0	4616		Juvenile Violations Court	0	0	0	0	
0	0	0	4690		Miscellaneous Revenue	0	0	0	0	
75	67	0	4699		Interest	0	0	0	0	
Total Operating Revenue						1,000	800	800	800	
15,783	16,561	15,650	4000		Beginning Balance	15,550	15,550	15,550	15,550	
Total Other Funding Sources						15,550	15,550	15,550	15,550	
Total Revenue						16,550	16,350	16,350	16,350	

Fund accounts for monies received from restitution and fees. Monies are used for victim restitution and juvenile incentives.

Tillamook County
Statement of Budget
Fiscal Year July 1, 2013 - June 30, 2014
Expenditures

Fund:	107 Juvenile Trust
Dept:	10700 Juvenile Trust

FY 10-11 Actual	FY 11-12 Actual	FY 12-13 Adopted	Acct No	Description	FY 13-14 FTE Requested	FY 13-14 FTE Proposed	FY 13-14 Approved	FY 13-14 Adopted
Expenditures								
0	0	0	7824	Juvenile Violations Court	0	0	0	0
425	917	10,000	7827	Victim Restitution	10,000	10,000	10,000	10,000
0	0	0	7899	Misc Materials & Services	0	0	0	0
<u>425</u>	<u>917</u>	<u>10,000</u>		Total Materials & Services	<u>10,000</u>	<u>10,000</u>	<u>10,000</u>	<u>10,000</u>
0	0	0	9015	Furniture/Fixtures	0	0	0	0
0	0	0	9020	Computers/Office Equipment	0	0	0	0
<u>0</u>	<u>0</u>	<u>0</u>		Total Capital Outlay	<u>0</u>	<u>0</u>	<u>0</u>	<u>0</u>
<u>0</u>	<u>0</u>	<u>0</u>		Total Transfers Out	<u>0</u>	<u>0</u>	<u>0</u>	<u>0</u>
<u>0</u>	<u>0</u>	<u>0</u>		Total Contingency	<u>0</u>	<u>0</u>	<u>0</u>	<u>0</u>
16,561	16,707	6,850	9995	Unappropriated Ending Fund Balance	6,550	6,350	6,350	6,350
<u>16,561</u>	<u>16,707</u>	<u>6,850</u>		Total Unappr Ending Fund Bal	<u>6,550</u>	<u>6,350</u>	<u>6,350</u>	<u>6,350</u>
<u>16,986</u>	<u>17,624</u>	<u>16,850</u>		Total Expenditures	<u>16,550</u>	<u>16,350</u>	<u>16,350</u>	<u>16,350</u>

Current OMB A-87 Indirect Cost Allocation - \$113
Charged \$0

Tillamook County
Statement of Budget
Fiscal Year July 1, 2013 - June 30, 2014

Fund:	107 Juvenile Trust
--------------	---------------------------

Summary

FY 10-11 Actual	FY 11-12 Actual	FY 12-13 Adopted	Description	FTE	FY 13-14 Requested	FTE	FY 13-14 Proposed	FY 13-14 Approved	FY 13-14 Adopted
0	0	0	Total Personal Services		0		0	0	0
425	917	10,000	Total Materials & Services		10,000		10,000	10,000	10,000
0	0	0	Total Capital Outlay		0		0	0	0
0	0	0	Total Transfers Out		0		0	0	0
0	0	0	Total Contingency		0		0	0	0
16,561	16,707	6,850	Total Unappr Ending Fund Balance		6,550		6,350	6,350	6,350
<u>16,986</u>	<u>17,624</u>	<u>16,850</u>	Juvenile Trust Totals		<u>16,550</u>		<u>16,350</u>	<u>16,350</u>	<u>16,350</u>

**THIS PAGE
INTENTIONALLY LEFT BLANK**



Tillamook County
Statement of Budget
Fiscal Year July 1, 2013 - June 30, 2014
Revenues

Fund: 109 Law Library

FY 10-11 Actual	FY 11-12 Actual	FY 12-13 Adopted	Acct No	Funding Source Code	Description	FY 13-14 Requested	FY 13-14 Proposed	FY 13-14 Approved	FY 13-14 Adopted	Department
Revenues										
22,385	19,042	18,000	4301		Fees	18,000	18,000	18,000	18,000	
0	2,873	0	4410		SB 1065 Fines	0	0	0	0	
0	0	0	4690		Miscellaneous	0	0	0	0	
Total Operating Revenue						18,000	18,000	18,000	18,000	
24,251	18,784	15,000	4000		Beginning Balance	15,000	15,000	15,000	15,000	
5,000	5,000	0	4800		Transfer from General Fund	0	0	0	0	
Total Other Funding Sources						15,000	15,000	15,000	15,000	
Total Revenue						33,000	33,000	33,000	33,000	

Fund accounts for fees in accordance with State statute to provide legal research and reference materials.

Tillamook County
Statement of Budget
Fiscal Year July 1, 2013 - June 30, 2014
Expenditures

Fund:	109 Law Library
Dept:	10900 Law Library

FY 10-11	FY 11-12	FY 12-13			FY 13-14	FY 13-14	FY 13-14	FY 13-14
Actual	Actual	Adopted	Acct No	Description	FTE Requested	FTE Proposed	Approved	Adopted
Expenditures								
0	0	500	6001	Office Supplies	500	500	500	500
32,852	23,252	27,500	7003	Books & Publications	27,500	27,500	27,500	27,500
0	0	5,000	7105	Contracted Services	5,000	5,000	5,000	5,000
0	0	0	7899	Misc Materials & Services	0	0	0	0
<hr/>								
32,852	23,252	33,000	Total Materials & Services		33,000	33,000	33,000	33,000
<hr/>								
0	0	0	9015	Furniture/Fixtures	0	0	0	0
0	0	0	9020	Computers/Office Equipment	0	0	0	0
<hr/>								
0	0	0	Total Capital Outlay		0	0	0	0
<hr/>								
0	0	0	Total Transfers Out		0	0	0	0
<hr/>								
0	0	0	Total Contingency		0	0	0	0
<hr/>								
18,784	22,447	0	Total Unappr Ending Fund Bal		0	0	0	0
18,784	22,447	0			0	0	0	0
<hr/>								
51,636	45,699	33,000	Total Expenditures		33,000	33,000	33,000	33,000

Current OMB A-87 Indirect Cost Allocation - \$9,799
Charged \$0

Tillamook County
Statement of Budget
Fiscal Year July 1, 2013 - June 30, 2014

Fund: 109 Law Library

Summary

FY 10-11 Actual	FY 11-12 Actual	FY 12-13 Adopted	Description	FTE	FY 13-14 Requested	FTE	FY 13-14 Proposed	FY 13-14 Approved	FY 13-14 Adopted
0	0	0	Total Personal Services		0		0	0	0
32,852	23,252	33,000	Total Materials & Services		33,000		33,000	33,000	33,000
0	0	0	Total Capital Outlay		0		0	0	0
0	0	0	Total Transfers Out		0		0	0	0
0	0	0	Total Contingency		0		0	0	0
18,784	22,447	0	Total Unappr Ending Fund Balance		0		0	0	0
<u>51,636</u>	<u>45,699</u>	<u>33,000</u>	Law Library Totals		<u>33,000</u>		<u>33,000</u>	<u>33,000</u>	<u>33,000</u>

**THIS PAGE
INTENTIONALLY LEFT BLANK**



Tillamook County
Statement of Budget
Fiscal Year July 1, 2013- June 30, 2014
Revenues

Fund: 110 Sheriff Trust

FY 10-11	FY 11-12	FY 12-13		Funding		FY 13-14	FY 13-14	FY 13-14	FY 13-14	
Actual	Actual	Adopted	Acct No	Source Code	Description	Requested	Proposed	Approved	Adopted	Department
Revenues										
3,000	0	0	4290		Local/Community Funding	0	0	0	0	
10,604	11,282	5,000	4335		TCSO Search & Rescue Prog Donations	5,000	5,000	5,000	5,000	
4,295	500	5,000	4690		Miscellaneous Revenue	5,000	5,000	5,000	5,000	
53	84	0	4699		Interest	0	0	0	0	
Total Operating Revenue						10,000	10,000	10,000	10,000	
9,283	17,919	20,000	4000		Beginning Balance	20,000	20,000	20,000	20,000	
Total Other Funding Sources						20,000	20,000	20,000	20,000	
Total Revenue						30,000	30,000	30,000	30,000	

Fund accounts for donations received for the Search & Rescue Program
 Created in FY06-07 per auditor. Previously had been categorized as a trust fund.

Tillamook County
Statement of Budget
Fiscal Year July 1, 2013- June 30, 2014
Expenditures

Fund:	110 Sheriff Trust
Dept:	11000 Sheriff Trust

FY 10-11	FY 11-12	FY 12-13			FY 13-14	FY 13-14	FY 13-14	FY 13-14
Actual	Actual	Adopted	Acct No	Description	FTE Requested	FTE Proposed	Approved	Adopted
Expenditures								
(188)	1,631	10,000	6247	Search & Rescue Program	10,000	10,000	10,000	10,000
0	0	0	6248	SAR Cadets	0	0	0	0
428	3,250	7,500	6249	Search & Rescue Equipment	7,500	7,500	7,500	7,500
580	0	1,000	7003	Books & Publications	1,000	1,000	1,000	1,000
0	125	0	7050	Membership & Dues	0	0	0	0
3,165	209	4,000	7080	Travel/Training/Mileage	4,000	4,000	4,000	4,000
5,331	221	7,500	7899	Misc Materials & Services	7,500	7,500	7,500	7,500
9,316	5,436	30,000		Total Materials & Services	30,000	30,000	30,000	30,000
0	0	0	9020	Computers/Office Equipment	0	0	0	0
0	0	0		Total Capital Outlay	0	0	0	0
17,919	24,349	0		Total Unappr Ending Fund Bal	0	0	0	0
17,919	24,349	0			0	0	0	0
27,235	29,785	30,000		Total Expenditures	30,000	30,000	30,000	30,000

Current OMB A-87 Indirect Cost Allocation - \$333
Charged \$0

Tillamook County
Statement of Budget
Fiscal Year July 1, 2013- June 30, 2014

Fund:	110 Sheriff Trust
--------------	--------------------------

Summary

FY 10-11 Actual	FY 11-12 Actual	FY 12-13 Adopted	Description	FTE	FY 13-14 Requested	FTE	FY 13-14 Proposed	FY 13-14 Approved	FY 13-14 Adopted
0	0	0	Total Personal Services		0		0	0	0
9,316	5,436	30,000	Total Materials & Services		30,000		30,000	30,000	30,000
0	0	0	Total Capital Outlay		0		0	0	0
0	0	0	Total Transfers Out		0		0	0	0
0	0	0	Total Contingency		0		0	0	0
17,919	24,349	0	Total Unappr Ending Fund Balance		0		0	0	0
<u>27,235</u>	<u>29,785</u>	<u>30,000</u>	Sheriff Trust Totals		<u>30,000</u>		<u>30,000</u>	<u>30,000</u>	<u>30,000</u>

**THIS PAGE
INTENTIONALLY LEFT BLANK**



Tillamook County
 Statement of Budget
 Fiscal Year July 1, 2013 - June 30, 2014
 Revenues

Fund: 111 Transient Lodging Tax
--

FY 10-11 Actual	FY 11-12 Actual	FY 12-13 Adopted	Acct No	Funding Source Code	Description	FY 13-14 Requested	FY 13-14 Proposed	FY 13-14 Approved	FY 13-14 Adopted	Department
Revenues										
0	0	0	4699		Interest	0	0	0	0	
0	0	0	4020		Transient Room Tax	0	375,000	375,000	375,000	
<hr/>						Total Operating Revenue		<hr/>		
0	0	0				0	375,000	375,000	375,000	
0	0	0	4000		Beginning Balance	0	0	0	0	
<hr/>						Total Other Funding Sources		<hr/>		
0	0	0				0	0	0	0	
<hr/>						Total Revenue		<hr/>		
0	0	0				0	375,000	375,000	375,000	

Tillamook County
Statement of Budget
Fiscal Year July 1, 2013 - June 30, 2014
Expenditures

Fund:	111 Transient Lodging Tax
Dept:	11100 TLT

FY 10-11	FY 11-12	FY 12-13			FY 13-14	FY 13-14	FY 13-14	FY 13-14		
Actual	Actual	Adopted	Acct No	Description	FTE	Requested	FTE	Proposed	Approved	Adopted
Expenditures										
0	0	0	7105	Contracted Services		0		263,000	263,000	263,000
0	0	0		Total Materials & Services		0		263,000	263,000	263,000
0	0	0	9810	Transfer to Road Fund		0		112,000	112,000	112,000
0	0	0		Total Transfers Out		0		112,000	112,000	112,000
0	0	0	9900	Operating Contingency		0		0	0	0
0	0	0		Total Contingency		0		0	0	0
0	0	0	9995	Unappr Ending Fund Balance		0		0	0	0
0	0	0		Total Unappr Ending Fund Bal		0		0	0	0
0	0	0		Total Expenditures		0		375,000	375,000	375,000

Current OMB A-87 Indirect Cost Allocation - \$0
Charged - \$0

Tillamook County
 Statement of Budget
 Fiscal Year July 1, 2013 - June 30, 2014
 Summary

Fund: 111 Transient Lodging Tax

FY 10-11 Actual	FY 11-12 Actual	FY 12-13 Adopted	Description	FTE	FY 13-14 Requested	FTE	FY 13-14 Proposed	FY 13-14 Approved	FY 13-14 Adopted
0	0	0	Total Personal Services	0	0	0	0	0	0
0	0	0	Total Materials & Services		0		263,000	263,000	263,000
0	0	0	Total Capital Outlay		0		0	0	0
0	0	0	Total Transfers Out		0		112,000	112,000	112,000
0	0	0	Total Contingency		0		0	0	0
0	0	0	Total Unappr Ending Fund Balance		0		0	0	0
<u>0</u>	<u>0</u>	<u>0</u>	Transient Room Tax Totals		<u>0</u>		<u>375,000</u>	<u>375,000</u>	<u>375,000</u>

**THIS PAGE
INTENTIONALLY LEFT BLANK**



Tillamook County
Statement of Budget
Fiscal Year July 1, 2013 - June 30, 2014
Revenues

Fund:	113 Clerk's Records Fund
--------------	---------------------------------

FY 10-11	FY 11-12	FY 12-13		Funding		FY 13-14	FY 13-14	FY 13-14	FY 13-14	
Actual	Actual	Adopted	Acct No	Source Code	Description	Requested	Proposed	Approved	Adopted	Department
Revenues										
11,090	10,190	10,000	4301		Fees	10,000	10,000	10,000	10,000	
0	0	0	4690		Miscellaneous Revenue	0	0	0	0	
56	79	100	4699		Interest	100	100	100	100	
Total Operating Revenue						10,100	10,100	10,100	10,100	
8,358	18,740	10,000	4000		Beginning Balance	10,000	10,000	10,000	10,000	
Total Other Funding Sources						10,000	10,000	10,000	10,000	
Total Revenue						20,100	20,100	20,100	20,100	

Fund created by statute to provide monies to assist in preserving the records. Fund will need to accumulate cash until such time as enough monies are available to begin the preservation project.

Tillamook County
Statement of Budget
Fiscal Year July 1, 2013 - June 30, 2014
Expenditures

Fund:	113 Clerk's Records Fund
Dept:	11300 Clerks Records

FY 10-11 Actual	FY 11-12 Actual	FY 12-13 Adopted	Acct No	Description	FTE	FY 13-14 Requested	FTE	FY 13-14 Proposed	FY 13-14 Approved	FY 13-14 Adopted
Expenditures										
630	0	3,000	6001	Office Supplies		3,000		3,000	3,000	3,000
0	213	0	6004	Non-Capital Equipment		0		0	0	0
0	0	5,000	6009	Computer Software & Licensing		5,000		5,000	5,000	5,000
0	20,065	0	7105	Contracted Services		0		0	0	0
0	0	1,500	7601	R&M/Office Equipment		1,500		1,500	1,500	1,500
134	744	0	7611	Storage Rental		0		0	0	0
0	0	9,600	7899	Misc Materials & Services		9,600		9,600	9,600	9,600
Total Materials & Services						19,100		19,100	19,100	19,100
0	0	0	9015	Furniture/Fixtures		0		0	0	0
0	0	1,000	9020	Computers/Office Equipment		1,000		1,000	1,000	1,000
Total Capital Outlay						1,000		1,000	1,000	1,000
0	0	0				0		0	0	0
Total Transfers Out						0		0	0	0
0	0	0				0		0	0	0
Total Contingency						0		0	0	0
18,740	7,987	0				0		0	0	0
18,740	7,987	0				0		0	0	0
Total Unappr Ending Fund Bal						0		0	0	0
Total Expenditures						20,100		20,100	20,100	20,100

Current OMB A-87 Indirect Cost Allocation - \$3,081
Charged \$0

Tillamook County
Statement of Budget
Fiscal Year July 1, 2013 - June 30, 2014

Fund:	113 Clerk's Records Fund
--------------	---------------------------------

Summary

FY 10-11 Actual	FY 11-12 Actual	FY 12-13 Adopted	Description	FTE	FY 13-14 Requested	FTE	FY 13-14 Proposed	FY 13-14 Approved	FY 13-14 Adopted
0	0	0	Total Personal Services		0		0	0	0
764	21,022	19,100	Total Materials & Services		19,100		19,100	19,100	19,100
0	0	1,000	Total Capital Outlay		1,000		1,000	1,000	1,000
0	0	0	Total Transfers Out		0		0	0	0
0	0	0	Total Contingency		0		0	0	0
18,740	7,987	0	Total Unappr Ending Fund Balance		0		0	0	0
<u>19,504</u>	<u>29,009</u>	<u>20,100</u>	Clerk's Records Totals		<u>20,100</u>		<u>20,100</u>	<u>20,100</u>	<u>20,100</u>

**THIS PAGE
INTENTIONALLY LEFT BLANK**



Tillamook County
Statement of Budget
Fiscal Year July 1, 2013- June 30, 2014
Revenues

Fund: 114 North Coast Drug Task Force
--

FY 10-11 Actual	FY 11-12 Actual	FY 12-13 Adopted	Acct No	Funding Source Code	Description	FY 13-14 Requested	FY 13-14 Proposed	FY 13-14 Approved	FY 13-14 Adopted	Department
Revenues										
555,959	256,984	0	4225		ARRA Rural Law Enforcement/FYE12	0	0	0	0	
0	0	0	4225	11142106412E	Byrne Drug Enf Grant(Little Byrne)/FYE14	36,500	36,500	36,500	36,500	
0	0	0	4699		Interest	0	0	0	0	
Total Operating Revenue						36,500	36,500	36,500	36,500	
0	47,720	0	4000		Beginning Balance	0	0	0	0	
Total Other Funding Sources						0	0	0	0	
Total Revenue						36,500	36,500	36,500	36,500	

Created in FY 09-10 for North Coast Drug Task Force "Big Byrne" DOJ Stimulus Grant. Previously had been categorized as a trust fund.

Tillamook County
Statement of Budget
Fiscal Year July 1, 2013- June 30, 2014
Expenditures

Fund:	114 North Coast Drug Task Force
Dept:	11400 No. Coast Drug Task Force

FY 10-11 Actual	FY 11-12 Actual	FY 12-13 Adopted	Acct No	Description	FTE	FY 13-14 Requested	FTE	FY 13-14 Proposed	FY 13-14 Approved	FY 13-14 Adopted
Expenditures										
75	0	0	7050	Membership & Dues		0		0	0	0
600	0	0	7052	Workshops & Conferences		0		0	0	0
975	0	0	7080	Travel & Mileage		0		0	0	0
316,393	179,977	0	7105	Contracted Services		32,200		32,200	32,200	32,200
<u>318,043</u>	<u>179,977</u>	<u>0</u>		Total Materials & Services		<u>32,200</u>		<u>32,200</u>	<u>32,200</u>	<u>32,200</u>
190,196	45,498	0	9800	Transfer to General Fund/SO Crim		4,300		4,300	4,300	4,300
<u>190,196</u>	<u>45,498</u>	<u>0</u>		Total Transfers Out		<u>4,300</u>		<u>4,300</u>	<u>4,300</u>	<u>4,300</u>
47,720	79,229	0				0		0	0	0
<u>47,720</u>	<u>79,229</u>	<u>0</u>		Total Unappr Ending Fund Bal		<u>0</u>		<u>0</u>	<u>0</u>	<u>0</u>
<u>555,959</u>	<u>304,704</u>	<u>0</u>		Total Expenditures		<u>36,500</u>		<u>36,500</u>	<u>36,500</u>	<u>36,500</u>

Current OMB A-87 Indirect Cost Allocation - \$0
Charged \$0

Tillamook County
Statement of Budget
Fiscal Year July 1, 2013- June 30, 2014

Fund:	114 North Coast Drug Task Force
--------------	--

Summary

FY 10-11 Actual	FY 11-12 Actual	FY 12-13 Adopted	Description	FTE	FY 13-14 Requested	FTE	FY 13-14 Proposed	FY 13-14 Approved	FY 13-14 Adopted
0	0	0	Total Personal Services		0		0	0	0
318,043	179,977	0	Total Materials & Services		32,200		32,200	32,200	32,200
0	0	0	Total Capital Outlay		0		0	0	0
190,196	45,498	0	Total Transfers Out		4,300		4,300	4,300	4,300
0	0	0	Total Contingency		0		0	0	0
47,720	79,229	0	Total Unappr Ending Fund Balance		0		0	0	0
<u>555,959</u>	<u>304,704</u>	<u>0</u>	No. Coast Drug Task Force Totals		<u>36,500</u>		<u>36,500</u>	<u>36,500</u>	<u>36,500</u>

**THIS PAGE
INTENTIONALLY LEFT BLANK**



Tillamook County
Statement of Budget
Fiscal Year July 1, 2013 - June 30, 2014
Revenues

Fund:	115 Building, Planning, Sanitation
Dept:	

FY 10-11 Actual	FY 11-12 Actual	FY 12-13 Adopted	Acct No	Funding Source Code	Description	FY 13-14 Requested	FY 13-14 Proposed	FY 13-14 Approved	FY 13-14 Adopted	Department
77,231	71,507	150,000	4237		Revenues Surcharge	150,000	150,000	150,000	150,000	
<u>77,231</u>	<u>71,507</u>	<u>150,000</u>			Total Operating Revenue	<u>150,000</u>	<u>150,000</u>	<u>150,000</u>	<u>150,000</u>	
16,306	44,078	0	4000		Beginning Balance	0	0	0	0	
<u>16,306</u>	<u>44,078</u>	<u>0</u>			Total Other Funding Sources	<u>0</u>	<u>0</u>	<u>0</u>	<u>0</u>	
<u><u>93,537</u></u>	<u><u>115,585</u></u>	<u><u>150,000</u></u>			Total Revenue	<u><u>150,000</u></u>	<u><u>150,000</u></u>	<u><u>150,000</u></u>	<u><u>150,000</u></u>	

Fund accounts for distribution to state for surcharges on various permit fees.

Tillamook County
Statement of Budget
Fiscal Year July 1, 2013 - June 30, 2014
Expenditures

Fund:	115 Building, Planning, Sanitation
Dept:	11500 Building Planning, Sanitation

FY 10-11	FY 11-12	FY 12-13	Acct No	Description	FTE	FY 13-14 Requested	FTE	FY 13-14 Proposed	FY 13-14 Approved	FY 13-14 Adopted
Expenditures										
49,459	83,318	149,000	7839	BPS Surcharge		149,000		149,000	149,000	149,000
0	0	1,000	7880	Rebates & Refunds		1,000		1,000	1,000	1,000
Total Materials & Services						150,000		150,000	150,000	150,000
Total Capital Outlay						0		0	0	0
Total Transfers Out						0		0	0	0
Total Contingency						0		0	0	0
Total Unappr Ending Fund Bal						0		0	0	0
93,537	115,585	150,000	Total Expenditures			150,000		150,000	150,000	150,000

Current OMB A-87 Cost Plan \$0

Tillamook County
Statement of Budget
Fiscal Year July 1, 2013 - June 30, 2014

Fund: 115 Building, Planning, Sanitation

Summary

FY 10-11 Actual	FY 11-12 Actual	FY 12-13 Adopted	Description	FTE	FY 13-14 Requested	FTE	FY 13-14 Proposed	FY 13-14 Approved	FY 13-14 Adopted
49,459	83,318	150,000	Total Materials & Services		150,000		150,000	150,000	150,000
0	0	0	Total Capital Outlay		0		0	0	0
0	0	0	Total Transfers Out		0		0	0	0
0	0	0	Total Contingency		0		0	0	0
44,078	32,267	0	Total Unappr Ending Fund Balance		0		0	0	0
<u>93,537</u>	<u>115,585</u>	<u>150,000</u>	Bldg, Planning & Sanitation Total		<u>150,000</u>		<u>150,000</u>	<u>150,000</u>	<u>150,000</u>

**THIS PAGE
INTENTIONALLY LEFT BLANK**



Tillamook County
Statement of Budget
Fiscal Year July 1, 2013- June 30, 2014
Revenues

Fund: 116 Technology Fund

FY 10-11	FY 11-12	FY 12-13		Funding		FY 13-14	FY 13-14	FY 13-14	FY 13-14	
Actual	Actual	Adopted	Acct No	Source Code	Description	Requested	Proposed	Approved	Adopted	Department
Revenues										
144,228	47,344	20,000	4401		Justice Court Assessments	20,000	20,000	20,000	20,000	
0	0	0	4690		Miscellaneous Revenue	0	0	0	0	
0	0	0	4699		Interest	0	0	0	0	
Total Operating Revenue						20,000	20,000	20,000	20,000	
68,097	152,517	150,000	4000		Beginning Balance	85,000	85,000	85,000	85,000	
Total Other Funding Sources						85,000	85,000	85,000	85,000	
Total Revenue						105,000	105,000	105,000	105,000	

Created in FY10-11 for e-ticketing and digital records/archiving program.

Tillamook County
Statement of Budget
Fiscal Year July 1, 2013- June 30, 2014
Expenditures

Fund:	116 Technology Fund
Dept:	11600 Technology

FY 10-11	FY 11-12	FY 12-13			FY 13-14	FY 13-14	FY 13-14	FY 13-14
Actual	Actual	Adopted	Acct No	Description	FTE Requested	FTE Proposed	Approved	Adopted
Expenditures								
0	1,046	0	6001	Office Supplies	0	0	0	0
0	46,694	45,000	6004	Non-Capital Equipment	50,000	48,000	48,000	48,000
1,416	2,946	50,000	6009	Computer Software & Licensing	50,000	48,000	48,000	48,000
0	2,000	0	7080	Travel/Training/Mileage	0	0	0	0
0	2,249	0	7101	Professional Services	0	2000	2000	2000
0	19,012	0	7605	R&M/Equipment	0	2000	2000	2000
<u>1,416</u>	<u>73,947</u>	<u>95,000</u>		Total Materials & Services	<u>100,000</u>	<u>100,000</u>	<u>100,000</u>	<u>100,000</u>
0	0	0	9020	Computer/Office Equipment	0			
58,392	45,302	75,000	9025	Computer Software & Licensing	5,000	5,000	5,000	5,000
<u>58,392</u>	<u>45,302</u>	<u>75,000</u>		Total Capital Outlay	<u>5,000</u>	<u>5,000</u>	<u>5,000</u>	<u>5,000</u>
0	0	0			0	0	0	0
<u>0</u>	<u>0</u>	<u>0</u>		Total Transfers Out	<u>0</u>	<u>0</u>	<u>0</u>	<u>0</u>
152,517	80,612	0			0	0	0	0
<u>152,517</u>	<u>80,612</u>	<u>0</u>		Total Unappr Ending Fund Bal	<u>0</u>	<u>0</u>	<u>0</u>	<u>0</u>
<u>212,325</u>	<u>199,861</u>	<u>170,000</u>		Total Expenditures	<u>105,000</u>	<u>105,000</u>	<u>105,000</u>	<u>105,000</u>

Current OMB A-87 Indirect Cost Allocation - \$0
Charged \$0

Tillamook County
Statement of Budget
Fiscal Year July 1, 2013- June 30, 2014

Fund:	116 Technology Fund
--------------	----------------------------

Summary

FY 10-11 Actual	FY 11-12 Actual	FY 12-13 Adopted	Description	FTE	FY 13-14 Requested	FTE	FY 13-14 Proposed	FY 13-14 Approved	FY 13-14 Adopted
0	0	0	Total Personal Services		0		0	0	0
1,416	73,947	95,000	Total Materials & Services		100,000		100,000	100,000	100,000
58,392	45,302	75,000	Total Capital Outlay		5,000		5,000	5,000	5,000
0	0	0	Total Transfers Out		0		0	0	0
0	0	0	Total Contingency		0		0	0	0
152,517	80,612	0	Total Unappr Ending Fund Balance		0		0	0	0
<u>212,325</u>	<u>199,861</u>	<u>170,000</u>	Technology Fund Totals		<u>105,000</u>		<u>105,000</u>	<u>105,000</u>	<u>105,000</u>

**THIS PAGE
INTENTIONALLY LEFT BLANK**



Tillamook County
Statement of Budget
Fiscal Year July 1, 2013 - June 30, 2014
Revenues

Fund: 119 PLCP

FY 10-11 Actual	FY 11-12 Actual	FY 12-13 Adopted	Acct No	Funding Source Code	Description	FY 13-14 Requested	FY 13-14 Proposed	FY 13-14 Approved	FY 13-14 Adopted	Department
Revenues										
64,206	59,347	54,000	4301		Fees	64,000	64,000	64,000	64,000	
19	50	0	4690		Miscellaneous Revenue	0	0	0	0	
592	361	300	4699		Interest	300	300	300	300	
Total Operating Revenue						64,300	64,300	64,300	64,300	
133,121	107,651	70,000	4000		Beginning Balance	44,000	44,000	44,000	44,000	
Total Other Funding Sources						44,000	44,000	44,000	44,000	
Total Revenue						108,300	108,300	108,300	108,300	

Fees charged on various recorded documents and dedicated by statute to the preservation of survey corners. (Public Land Corner Preservation Account)
 Surveyor funded 25% PLCP and 75% General Fund

Tillamook County
Statement of Budget
Fiscal Year July 1, 2013 - June 30, 2014
Expenditures

Fund:	119 PLCP
Dept:	11900 PLCP

FY 10-11	FY 11-12	FY 12-13	FTE	Acct No	Description	FTE	FY 13-14 Requested	FTE	FY 13-14 Proposed	FY 13-14 Approved	FY 13-14 Adopted
Expenditures											
18,336	18,593	19,650	0.25	5001	Elected Official	0.25	19,600	0.25	19,600	19,600	19,600
23,740	24,494	26,000	0.50	5300	Professional/Technical	0.50	27,200	0.50	27,200	27,200	27,200
9,370	9,474	10,000	0.25	5400	Administrative/Clerical	0.25	10,200	0.25	10,200	10,200	10,200
0	0	300		5897	Leave Buy Out		500		300	300	300
0	0	0		5899	Overtime		0		0	0	0
51,446	52,561	55,950	1.00		Total Salaries	1.00	57,500	1.00	57,300	57,300	57,300
3,765	3,836	4,500		5950	Employer's FICA		4,700		4,600	4,600	4,600
550	644	900		5955	Workers Compensation		1,000		1,000	1,000	1,000
0	0	0		5960	Unemployment		0		0	0	0
18,207	19,499	23,000		5965	Health & Life Insurance		22,000		20,900	20,900	20,900
8,294	9,447	12,000		5970	Retirement		12,000		11,500	11,500	11,500
1,065	1,065	1,065		5980	VEBA		1,100		1,100	1,100	1,100
83,327	87,052	97,415			Total Personal Services		98,300		96,400	96,400	96,400
0	37	1,000		6001	Office Supplies		100		100	100	100
0	0	500		6004	Non-Capital Equipment		500		200	200	200
922	2,311	1,000		6005	Operating Supplies		100		100	100	100
0	0	100		6007	Small Tools & Minor Equipment		400		100	100	100
0	0	1,000		6009	Computer Software & Licensing		0		0	0	0
1,045	812	2,000		6030	Fuel & Lubricants		2,000		2,000	2,000	2,000
0	0	100		7003	Books & Publications		100		100	100	100
89	0	100		7005	Postage & Shipping		0		0	0	0
0	105	0		7050	Membership & Dues		0		0	0	0
338	85	500		7080	Travel/Training/Mileage		800		800	800	800
0	0	5,000		7105	Contracted Services		0		0	0	0
642	699	500		7601	R&M/Office Equipment		500		500	500	500
464	155	1,000		7603	R&M/Vehicles		1,000		1,000	1,000	1,000
0	241	500		7605	R&M/Equipment		500		500	500	500
0	0	0		7899	Misc Materials & Services		0		0	0	0
3,460	4,390	4,100		8001	Indirect Cost Allocation		4,000		6,500	6,500	6,500
6,960	8,835	17,400			Total Materials & Services		10,000		11,900	11,900	11,900
0	0	5,000		9035	Machinery/Equipment		0		0	0	0
0	0	0		9030	Vehicles		0		0	0	0
0	0	5,000			Total Capital Outlay		0		0	0	0
0	0	0			Total Transfers Out		0		0	0	0
0	0	4,485		9900	Operating Contingency		0		0	0	0
0	0	4,485			Total Contingency		0		0	0	0
107,651	71,522	0		9995	Unappropriated Ending Fund Balance		0		0	0	0
107,651	71,522	0			Total Unappr Ending Fund Bal		0		0	0	0
197,938	167,409	124,300			Total Expenditures		108,300		108,300	108,300	108,300

Current OMB A-87 Indirect Cost Allocation - \$6,561

Charged \$6,500

Expenses for Survey corner preservation. Surveyor should make sure that some vehicle expense costs, etc. get paid from here.

Tillamook County
Statement of Budget
Fiscal Year July 1, 2013 - June 30, 2014

Fund:	119 PLCP
--------------	-----------------

Summary

FY 10-11 Actual	FY 11-12 Actual	FY 12-13 Adopted	FTE	Description	FTE	FY 13-14 Requested	FTE	FY 13-14 Proposed	FY 13-14 Approved	FY 13-14 Adopted
83,327	87,052	97,415	1.00	Total Personal Services	1.00	98,300	1.00	96,400	96,400	96,400
6,960	8,835	17,400		Total Materials & Services		10,000		11,900	11,900	11,900
0	0	5,000		Total Capital Outlay		0		0	0	0
0	0	0		Total Transfers Out		0		0	0	0
0	0	4,485		Total Contingency		0		0	0	0
107,651	71,522	0		Total Unappr Ending Fund Balance		0		0	0	0
<u>197,938</u>	<u>167,409</u>	<u>124,300</u>		PLCP Totals		<u>108,300</u>		<u>108,300</u>	<u>108,300</u>	<u>108,300</u>

**THIS PAGE
INTENTIONALLY LEFT BLANK**



Tillamook County
Statement of Budget
Fiscal Year July 1, 2013 - June 30, 2014
Revenue

Fund: 131 Vehicle Reserve

FY 10-11 Actual	FY 11-12 Actual	FY 12-13 Adopted	Acct No	Funding Source Code	Description	FY 13-14 Requested	FY 13-14 Proposed	FY 13-14 Approved	FY 13-14 Adopted	Department
					Revenues					
1,249	1,073	2,000	4699		Interest	1,200	1,200	1,200	1,200	
<u>1,249</u>	<u>1,073</u>	<u>2,000</u>			Total Operating Revenue	<u>1,200</u>	<u>1,200</u>	<u>1,200</u>	<u>1,200</u>	
266,549	267,798	268,000	4000		Beginning Balance	270,000	270,000	270,000	270,000	
0	0	0	4800		Transfer From General Fund	0	0	0	0	
<u>266,549</u>	<u>267,798</u>	<u>268,000</u>			Total Other Funding Sources	<u>270,000</u>	<u>270,000</u>	<u>270,000</u>	<u>270,000</u>	
<u>267,798</u>	<u>268,871</u>	<u>270,000</u>			Total Revenue	<u>271,200</u>	<u>271,200</u>	<u>271,200</u>	<u>271,200</u>	

Accounts for funds set aside for replacement of County general fund vehicles.
FY07-08 added Transfer from Road for replacement of Road Fund vehicles.
FY08-09 Supplemental Budget transferred Road balance of \$133,333.36 back to Road Fund
FY09-10 Road Vehicle and Equipment expenditures budgeted in Road Fund
FY09-10 Purchase SO (2 Sedans & Truck \$70,000) and Juvenile (\$20,000)

Tillamook County
Statement of Budget
Fiscal Year July 1, 2013 - June 30, 2014
Expenditures

Fund:	131 Vehicle Reserve
Dept:	13100 Vehicle Reserve

FY 10-11	FY 11-12	FY 12-13			FY 13-14	FY 13-14	FY 13-14	FY 13-14		
Actual	Actual	Adopted	Acct No	Description	FTE	Requested	FTE	Proposed	Approved	Adopted
				Expenditures						
0	0	270,000	9030	Vehicles		271,200		271,200	271,200	271,200
0	0	0	9030	Vehicles - Road		0		0	0	0
0	0	0	9030	Vehicles - Sheriff & Juvenile		0		0	0	0
<u>0</u>	<u>0</u>	<u>270,000</u>		Total Capital Outlay		<u>271,200</u>		<u>271,200</u>	<u>271,200</u>	<u>271,200</u>
<u>0</u>	<u>0</u>	<u>0</u>		Total Transfers Out		<u>0</u>		<u>0</u>	<u>0</u>	<u>0</u>
<u>0</u>	<u>0</u>	<u>0</u>		Total Contingency		<u>0</u>		<u>0</u>	<u>0</u>	<u>0</u>
<u>267,798</u>	<u>268,871</u>	<u>0</u>		Total Unappr Ending Fund Bal		<u>0</u>		<u>0</u>	<u>0</u>	<u>0</u>
<u>267,798</u>	<u>268,871</u>	<u>0</u>				<u>0</u>		<u>0</u>	<u>0</u>	<u>0</u>
<u>267,798</u>	<u>268,871</u>	<u>270,000</u>		Total Expenditures		<u>271,200</u>		<u>271,200</u>	<u>271,200</u>	<u>271,200</u>

Current OMB A-87 Indirect Cost Allocation - \$0

Tillamook County
Statement of Budget
Fiscal Year July 1, 2013 - June 30, 2014

Fund: 131 Vehicle Reserve

Summary

FY 10-11 Actual	FY 11-12 Actual	FY 12-13 Adopted	Description	FTE	FY 13-14 Requested	FTE	FY 13-14 Proposed	FY 13-14 Approved	FY 13-14 Adopted
0	0	270,000	Total Capital Outlay		271,200		271,200	271,200	271,200
0	0	0	Total Transfers Out		0		0	0	0
0	0	0	Total Contingency		0		0	0	0
267,798	268,871	0	Total Unappr Ending Fund Balance		0		0	0	0
<u>267,798</u>	<u>268,871</u>	<u>270,000</u>	Vehicle Reserve Total		<u>271,200</u>		<u>271,200</u>	<u>271,200</u>	<u>271,200</u>

**THIS PAGE
INTENTIONALLY LEFT BLANK**



Tillamook County
Statement of Budget
Fiscal Year July 1, 2013 - June 30, 2014
Revenues

Fund:	132 Parks Operations
Dept:	

FY 10-11 Actual	FY 11-12 Actual	FY 12-13 Adopted	Acct No	Funding Source Code	Description	FY 13-14 Requested	FY 13-14 Proposed	FY 13-14 Approved	FY 13-14 Adopted	Department
Revenues										
105,987	106,600	287,910	4275		RV Registration/Parks	267,300	267,300	267,300	267,300	parks
734,243	788,963	711,745	4301		Fees - Parks	756,750	756,750	756,750	756,750	parks
29,351	7,452	3,000	4690		Miscellaneous - Parks	3,000	3,000	3,000	3,000	parks
1,824	1,250	2,000	4699		Interest	2,000	2,000	2,000	2,000	parks
35,800	35,800	35,800	4264		Marine Fuel Tax	39,250	39,250	39,250	39,250	boatramps
0	0	53,745	4301		Fees - Parks	43,250	43,250	43,250	43,250	boatramps
93,481	98,843	95,000	4301		Fees - Boatramps/Parking	95,000	95,000	95,000	95,000	boatramps
69	4,860	100	4690		Miscellaneous - Boatramps	100	100	100	100	boatramps
0	0	0	4250		State Grants	87,900	87,900	87,900	87,900	projects
172,927	173,927	34,600	4275		RV Registration/Projects	11,700	11,700	11,700	11,700	projects
0	0	34,510	4301		Fees - Parks	15,000	15,000	15,000	15,000	projects
<hr/>										
1,173,682	1,217,695	1,258,410			Total Operating Revenue	1,321,250	1,321,250	1,321,250	1,321,250	
245,913	249,111	200,000	4000		Beginning Balance	300,000	300,000	300,000	300,000	
<hr/>										
245,913	249,111	200,000			Total Other Funding Sources	300,000	300,000	300,000	300,000	
<hr/>										
1,419,595	1,466,806	1,458,410			Total Revenue	1,621,250	1,621,250	1,621,250	1,621,250	

Parks Sinking combined with GF Parks operation budget beginning FY 09-10 - 132 Parks Operations. FY 07/08 & 08/09 history will remain in Parks Sinking and GF.

Tillamook County
Statement of Budget
Fiscal Year July 1, 2013 - June 30, 2014
Expenditures

Fund:	132 Parks Operations
Dept:	13200 Parks Operations

FY 10-11	FY 11-12	FY 12-13				FY 13-14	FY 13-14	FY 13-14	FY 13-14		
Actual	Actual	Adopted	FTE	Acct No	Description	FTE	Requested	FTE	Proposed	Approved	Adopted
Expenditures											
79,569	83,083	87,650	1.00	5100	Department Head	1.00	87,400	1.00	87,400	87,400	87,400
25,476	27,546	30,050	0.70	5200	Management/Supervisory	0.70	31,200	0.70	31,200	31,200	31,200
14,941	16,041	19,490	0.79	5400	Administrative/Clerical	0.79	21,050	0.79	21,050	21,050	21,050
62,280	76,075	92,410	1.88	5500	Skilled, Service, Maintenance	1.88	84,400	1.88	84,400	84,400	84,400
135,288	130,306	159,050		5600	Part-time Temporary		153,450		153,450	153,450	153,450
914	1,204	1,000		5896	Out-of-Class Pay		1,000		1,000	1,000	1,000
1,140	3,061	1,000		5897	Leave Buy Out		1,000		1,000	1,000	1,000
346	24	0		5899	Overtime		0		0	0	0
319,954	337,340	390,650	4.37		Total Salaries	4.37	379,500	4.37	379,500	379,500	379,500
23,883	25,254	31,450		5950	Employer's FICA		30,540		30,540	30,540	30,540
19,683	13,447	21,790		5955	Workers Compensation		21,270		21,270	21,270	21,270
11,496	9,896	15,000		5960	Unemployment		15,000		15,000	15,000	15,000
58,685	53,519	67,480		5965	Health & Life Insurance		60,250		58,000	58,000	58,000
31,644	36,748	45,920		5970	Retirement		44,800		44,800	44,800	44,800
4,100	4,366	4,770		5980	VEBA		4,800		4,800	4,800	4,800
469,445	480,570	577,060			Total Personal Services		556,160		553,910	553,910	553,910
2,025	1,502	2,000		6001	Office Supplies		2,000		2,000	2,000	2,000
2,463	0	450		6004	Non-Capital Equipment		450		450	450	450
12,740	11,539	14,500		6005	Operating Supplies		16,000		16,000	16,000	16,000
92	692	350		6007	Small Tools & Minor Equipment		350		350	350	350
15,231	23,040	18,000		6030	Fuel & Lubricants		20,000		20,000	20,000	20,000
1,832	644	1,650		6251	Uniforms		1,800		1,800	1,800	1,800
6,124	8,660	9,750		7001	Printing & Advertising		9,800		9,800	9,800	9,800
2,156	1,309	1,500		7005	Postage & Shipping		1,500		1,500	1,500	1,500
8,590	9,184	9,750		7007	Telephone		9,750		9,750	9,750	9,750
3,179	4,227	4,000		7012	Network Fees		4,000		4,000	4,000	4,000
8,726	14,159	8,775		7013	Bank Fees		8,800		8,800	8,800	8,800
5,616	5,846	5,800		7015	Transient Lodging Tax to State		5,800		5,800	5,800	5,800
350	50	350		7050	Memberships & Dues		650		650	650	650
960	170	450		7080	Travel/Training/Mileage		450		450	450	450
3,439	24,161	1,000		7105	Contracted Services		1,000		1,000	1,000	1,000
90	280	200		7210	Lab Tests		200		200	200	200
1,253	758	1,750		7211	Medical Services		1,750		1,750	1,750	1,750
30,205	37,185	33,900		7410	Utilities		35,000		35,000	35,000	35,000
10,747	8,177	11,000		7415	Water Fees		30,000		30,000	30,000	30,000
63,277	63,559	67,750		7416	Sewer Fees		67,750		67,750	67,750	67,750
29,244	40,246	39,500		7420	Garbage Collections		42,000		42,000	42,000	42,000
9,218	8,038	8,000		7431	Janitorial Supplies		8,500		8,500	8,500	8,500
18,012	10,245	24,000		7450	R&M/Buildings & Grounds		26,000		26,000	26,000	26,000
201	143	300		7601	R&M/Office Equipment		500		500	500	500
7,045	12,282	11,500		7603	R&M/Vehicles		13,000		13,000	13,000	13,000
7,864	11,997	9,500		7605	R&M/Equipment		11,500		11,500	11,500	11,500
518	447	300		7610	Equipment Rental		300		300	300	300
7,991	3,961	6,000		7704	Chemical Toilets		8,500		8,500	8,500	8,500
690	59	0		7880	Rebates & Refunds		0		0	0	0
4,380	4,512	4,350		7881	Inactive Employee Insurance		4,350		4,350	4,350	4,350
150	2,544	7,620		7899	Misc Materials & Services		16,620		16,620	16,620	16,620
100,000	124,000	106,000		8001	Indirect Cost Allocations		107,000		107,000	107,000	107,000
0	389	500		8002	Intercounty/Insurance		500		500	500	500
4,061	1,780	2,000		8007	Intercounty/IS		2,000		2,000	2,000	2,000
0	13,540	15,000		8010	Intercounty/Work Crew		15,000		15,000	15,000	15,000
368,469	449,325	427,495			Total Materials & Services		472,820		472,820	472,820	472,820
0	0	100		9015	Furniture/Fixtures		100		100	100	100
0	0	100			Total Capital Outlay		100		100	100	100
837,914	929,895	1,004,655			Total Expenditures		1,029,080		1,026,830	1,026,830	1,026,830

Current OMB A-87 Indirect Cost Allocation - \$107,045
Charged - \$107,000

Tillamook County
Statement of Budget
Fiscal Year July 1, 2013 - June 30, 2014
Expenditures

Fund:	132 Parks Operations
Dept:	13201 Boatramps

FY 10-11	FY 11-12	FY 12-13	FTE	Acct No	Description	FTE	FY 13-14 Requested	FTE	FY 13-14 Proposed	FY 13-14 Approved	FY 13-14 Adopted
Expenditures											
13,344	11,804	12,880	0.30	5200	Management/Supervisory	0.30	13,400	0.30	13,400	13,400	13,400
7,433	5,064	5,180	0.21	5400	Administrative/Clerical	0.21	5,600	0.21	5,600	5,600	5,600
28,502	5,100	5,900	0.12	5500	Skilled, Service, Maintenance	0.12	5,400	0.12	5,400	5,400	5,400
37,792	46,300	50,900		5600	Part-time Temporary		45,900		45,900	45,900	45,900
371	81	1,000		5896	Out-of Class Pay		1,000		1,000	1,000	1,000
614	331	500		5897	Leave Buy-out		500		500	500	500
39	12	0		5899	Overtime		0		0	0	0
88,095	68,692	76,360	0.63		Total Salaries	0.63	71,800	0.63	71,800	71,800	71,800
6,524	5,185	6,030		5950	Employer's FICA		5,700		5,700	5,700	5,700
3,556	3,070	5,050		5955	Workers Compensation		4,800		4,800	4,800	4,800
1,937	6,227	1,000		5960	Unemployment		2,000		2,000	2,000	2,000
24,217	8,383	8,580		5965	Health & Life Insurance		8,100		7,800	7,800	7,800
7,718	3,507	4,800		5970	Retirement		4,900		4,900	4,900	4,900
1,360	669	700		5980	VEBA		700		700	700	700
133,407	95,733	102,520			Total Personal Services		98,000		97,700	97,700	97,700
954	859	1,000		6001	Office Supplies		1,000		1,000	1,000	1,000
625	0	100		6004	Non-Capital Equipment		100		100	100	100
0	305	100		6007	Small Tools & Minor Equipment		100		100	100	100
7,964	9,205	9,000		6030	Fuel & Lubricants		9,000		9,000	9,000	9,000
752	276	500		6251	Uniforms		800		800	800	800
9,411	4,605	4,000		7001	Printing & Advertising		4,000		4,000	4,000	4,000
760	894	800		7005	Postage & Shipping		800		800	800	800
2,124	1,854	2,000		7007	Telephones		2,000		2,000	2,000	2,000
0	0	4,725		7013	Bank Fees		4,700		4,700	4,700	4,700
222	28	200		7080	Travel/Training/Mileage		200		200	200	200
3,694	8,581	3,800		7105	Contracted Services		3,800		3,800	3,800	3,800
250	7	200		7211	Medical Services		200		200	200	200
2,806	2,951	3,500		7410	Utilities		3,500		3,500	3,500	3,500
2,139	2,318	3,000		7415	Water Fees		3,000		3,000	3,000	3,000
4,184	4,347	6,000		7416	Sewer Fees		6,000		6,000	6,000	6,000
12,955	17,179	14,000		7420	Garbage Collection		14,000		14,000	14,000	14,000
4,421	3,475	4,000		7431	Janitorial Supplies		4,000		4,000	4,000	4,000
6,898	14,337	4,500		7450	R&M/Building & Grounds		4,500		4,500	4,500	4,500
5,215	3,211	4,000		7603	R&M/Vehicles		4,000		4,000	4,000	4,000
1,262	828	1,000		7605	R&M/Equipment		1,000		1,000	1,000	1,000
127	413	150		7610	Equipment Rental		150		150	150	150
259	263	200		7650	Permit Fees		300		300	300	300
2,293	6,243	8,000		7702	Boat Basin Maintenance		6,000		6,000	6,000	6,000
5,842	7,998	7,350		7704	Chemical Toilets		5,800		5,800	5,800	5,800
0	583	0		7899	Misc Materials & Services		600		600	600	600
75,157	90,760	82,125			Total Materials & Services		79,550		79,550	79,550	79,550
0	0	0		9020	Computers/Office Equipment		0		0	0	0
0	0	0			Total Capital Outlay		0		0	0	0
208,564	186,493	184,645			Total Expenditures		177,550		177,250	177,250	177,250

Tillamook County
Statement of Budget
Fiscal Year July 1, 2013 - June 30, 2014
Expenditures

Fund:	132 Parks Operations
Dept:	13202 Projects

FY 10-11 Actual	FY 11-12 Actual	FY 12-13 Adopted	FTE	Acct No	Description	FTE	FY 13-14 Requested	FY 13-14 FTE	FY 13-14 Proposed	FY 13-14 Approved	FY 13-14 Adopted
Expenditures											
16,340	17,379	6,850		6004	Non-Capital Equipment		19,020		19,020	19,020	19,020
0	4,664	8,850		7450	R&M/Building & Grounds		8,850		8,850	8,850	8,850
0	0	0		7610	Equipment Rental		0		0	0	0
0	0	0		7650	Permit Fees		0		0	0	0
0	0	0		7899	Misc Materials & Services		0		0	0	0
16,340	22,043	15,700			Total Materials & Services		27,870		27,870	27,870	27,870
44,730	48,300	0		9015	Furniture/Fixtures		103,900		103,900	103,900	103,900
0	0	3,900		9020	Computers/Office Equipment		3,750		3,750	3,750	3,750
0	0	0		9025	Software		20,000		20,000	20,000	20,000
0	0	15,000		9030	Vehicles		20,000		20,000	20,000	20,000
861	0	0		9040	Buildings & Building Improvements		5,000		5,000	5,000	5,000
62,075	0	0		9050	Land Acquisition		0		0	0	0
0	80,033	34,510		9084	Infrastructure/County Parks		34,100		34,100	34,100	34,100
107,666	128,333	53,410			Total Capital Outlay		186,750		186,750	186,750	186,750
0	0	25,000		9900	Operating Contingency		25,000		27,550	27,550	27,550
0	0	25,000			Total Operating Contingency		25,000		27,550	27,550	27,550
249,111	200,042	175,000		9995	Unappropriated Ending Fund Bal		175,000		175,000	175,000	175,000
249,111	200,042	175,000			Total Unappr Ending Fund Bal		175,000		175,000	175,000	175,000
373,117	350,418	269,110			Total Expenditures		414,620		417,170	417,170	417,170

Tillamook County
Statement of Budget
Fiscal Year July 1, 2013 - June 30, 2014

Fund:	132 Parks Operations
--------------	-----------------------------

Summary

FY 10-11 Actual	FY 11-12 Actual	FY 12-13 Adopted	FTE	Description	FTE	FY 13-14 Requested	FTE	FY 13-14 Proposed	FY 13-14 Approved	FY 13-14 Adopted
602,852	576,303	679,580	5.00	Total Personal Services	5.00	654,160	5.00	651,610	651,610	651,610
459,966	562,128	525,320		Total Materials & Services		580,240		580,240	580,240	580,240
107,666	128,333	53,510		Total Capital Outlay		186,850		186,850	186,850	186,850
0	0	25,000		Total Contingency		25,000		27,550	27,550	27,550
249,111	200,042	175,000		Total Unappr Ending Fund Bal		175,000		175,000	175,000	175,000
1,419,595	1,466,806	1,458,410		Parks Operations Totals		1,621,250		1,621,250	1,621,250	1,621,250

**THIS PAGE
INTENTIONALLY LEFT BLANK**



Tillamook County
Statement of Budget
Fiscal Year July 1, 2013 - June 30, 2014
Revenues

Fund: 142 Community Corrections
--

FY 10-11 Actual	FY 11-12 Actual	FY 12-13 Adopted	Acct No	Funding Source Code	Description	FY 13-14 Requested	FY 13-14 Proposed	FY 13-14 Approved	FY 13-14 Adopted	Department
Revenues										
			4225		Federal Grants					
313	0	0			DOJ/Bulletproof Vest/FYE04	0	0	0	0	
			4250	11423315021E	State Grants					
713,486	560,598	560,746			Department of Corrections/FYE14	560,800	560,800	560,800	560,800	
			4290		Local/Community Funding					
74,401	76,521	85,000	4337		Supervision Fees	95,000	95,000	95,000	95,000	
0	0	0	4635		Inmate Welfare Revenue	0	0	0	0	
0	0	0	4671		Reimbursement/Retiree Health Ins	0	0	0	0	
3,309	3,591	5,000	4690		Miscellaneous Revenue	5,000	5,000	5,000	5,000	
Total Operating Revenue						660,800	660,800	660,800	660,800	
212,452	216,187	200,000	4000		Beginning Balance	200,000	200,000	200,000	200,000	
Total Other Funding Sources						200,000	200,000	200,000	200,000	
Total Revenue						860,800	860,800	860,800	860,800	

Fund accounts for parole and probation services. Department supervision provided by the Sheriff. Resources from Department of Corrections.

Tillamook County
Statement of Budget
Fiscal Year July 1, 2013 - June 30, 2014
Expenditures

Fund:	142 Community Corrections
Dept:	14200 Community Corrections

FY 10-11 Actual	FY 11-12 Actual	FY 12-13 Adopted	FTE	Acct No	Description	FTE	FY 13-14 Requested	FTE	FY 13-14 Proposed	FY 13-14 Approved	FY 13-14 Adopted
Expenditures											
64,728	5,689	0	0.00	5200	Management/Supervisory	0.00	0	0.00	0	0	0
192,829	191,941	198,000	4.00	5300	Professional/Technical	4.00	216,480	4.00	216,480	216,480	216,480
31,078	32,418	35,000	1.00	5400	Administrative/Clerical	1.00	37,700	1.00	37,700	37,700	37,700
0	0	0	0.00	5600	Part-Time Temporary	0.00	0	0.00	0	0	0
0	0	10,000		5897	Leave Buy Out		10,000		10,000	10,000	10,000
1,344	826	1,000		5899	Overtime		1,000		1,000	1,000	1,000
289,979	230,874	244,000	5.00		Total Salaries	5.00	265,180	5.00	265,180	265,180	265,180
21,845	17,342	20,000		5950	Employer's FICA		21,600		21,600	21,600	21,600
6,853	3,355	6,700		5955	Workers Compensation		7,400		7,400	7,400	7,400
0	0	0		5960	Unemployment		0		0	0	0
93,053	82,921	96,500		5965	Health & Life Insurance		104,700		104,700	104,700	104,700
47,713	48,985	47,000		5970	Retirement		51,000		51,000	51,000	51,000
6,900	4,720	4,700		5980	VEBA		4,920		4,920	4,920	4,920
466,343	388,197	418,900			Total Personal Services		454,800		454,800	454,800	454,800
1,006	1,805	3,500		6001	Office Supplies		3,500		3,500	3,500	3,500
1,382	1,210	1,500		6004	Non-Capital Equipment		1,500		1,500	1,500	1,500
680	1,261	1,200		6005	Operating Supplies		1,200		1,200	1,200	1,200
0	0	500		6007	Small Tools & Minor Equipment		500		500	500	500
0	1,944	3,000		6009	Computer Software & Licensing		3,000		3,000	3,000	3,000
334	189	2,000		6011	Computer Supplies		2,000		2,000	2,000	2,000
4,755	2,336	7,000		6030	Fuel & Lubricants		7,000		7,000	7,000	7,000
1,195	0	3,000		6250	Criminal Equipment		3,000		3,000	3,000	3,000
132	226	500		6251	Uniforms		500		500	500	500
0	0	100		6301	Periodicals		100		100	100	100
38	0	500		7001	Printing & Advertising		500		500	500	500
0	0	500		7003	Books & Publications		500		500	500	500
0	0	500		7005	Postage & Shipping		500		500	500	500
1,419	1,519	2,500		7007	Telephone		2,500		2,500	2,500	2,500
0	0	300		7010	Law Enf Data System (LEDS)		300		300	300	300
0	490	750		7050	Memberships & Dues		750		750	750	750
2,227	1,484	6,000		7080	Travel/Training/Mileage		6,000		6,000	6,000	6,000
10,390	10,210	25,000		7101	Professional Services		25,000		25,000	25,000	25,000
0	0	6,000		7105	Contracted Services		6,000		6,000	6,000	6,000
2,349	1,684	7,000		7210	Lab Tests		7,000		7,000	7,000	7,000
0	0	930		7211	Medical Services		930		930	930	930
0	0	13,500		7401	Rent		13,500		13,500	13,500	13,500
0	0	500		7410	Utilities		500		500	500	500
0	0	500		7450	R&M/Building & Grounds		500		500	500	500
0	184	2,000		7601	R&M/Office Equipment		2,000		2,000	2,000	2,000
1,501	2,018	2,000		7603	R&M/Vehicles		2,000		2,000	2,000	2,000
0	0	500		7605	R&M/Equipment		500		500	500	500
3,984	2,100	10,000		7826	Offender Subsidy		10,000		10,000	10,000	10,000
4,380	4,512	10,000		7881	Health Insurance/Retirees		10,000		10,000	10,000	10,000
420	0	5,000		7899	Misc Materials & Services		5,000		5,000	5,000	5,000
24,900	45,000	45,000		8001	Indirect Cost Allocation		39,000		39,000	39,000	39,000
10,000	10,000	10,000		8005	Intercounty/Rent		10,000		10,000	10,000	10,000
339	145	1,000		8007	Intercounty/IS Support		1,000		1,000	1,000	1,000
25,000	25,000	25,000		8014	Intercounty/Sanction Beds		25,000		25,000	25,000	25,000
225,000	175,000	175,000		8015	Intercounty/DOC 1145 Services		175,000		175,000	175,000	175,000
0	0	0		8020	Intercounty/R&M Vehicles		0		0	0	0
321,431	288,317	372,280			Total Materials & Services		366,280		366,280	366,280	366,280
0	0	500		9015	Furniture/Fixtures		500		500	500	500
0	0	500			Total Capital Outlay		500		500	500	500
0	0	0			Total Transfers Out		0		0	0	0
0	0	59,066		9900	Operating Contingency		39,220		39,220	39,220	39,220
0	0	59,066			Total Contingency		39,220		39,220	39,220	39,220
216,187	180,383	0		9995	Unappropriated Ending Fund Balance		0		0	0	0
216,187	180,383	0			Total Unappr Ending Fund Bal		0		0	0	0
1,003,961	856,897	850,746			Total Expenditures		860,800		860,800	860,800	860,800

Tillamook County
Statement of Budget
Fiscal Year July 1, 2013 - June 30, 2014

Fund: 142 Community Corrections
--

Summary

FY 10-11 Actual	FY 11-12 Actual	FY 12-13 Adopted	FTE	Description	FTE	FY 13-14 Requested	FTE	FY 13-14 Proposed	FY 13-14 Approved	FY 13-14 Adopted
466,343	388,197	418,900	5.00	Total Personal Services	5.00	454,800	5.00	454,800	454,800	454,800
321,431	288,317	372,280		Total Materials & Services		366,280		366,280	366,280	366,280
0	0	500		Total Capital Outlay		500		500	500	500
0	0	0		Total Transfers Out		0		0	0	0
0	0	59,066		Total Contingency		39,220		39,220	39,220	39,220
216,187	180,383	0		Total Unappr Ending Fund Balance		0		0	0	0
<u>1,003,961</u>	<u>856,897</u>	<u>850,746</u>		Community Corrections Totals		<u>860,800</u>		<u>860,800</u>	<u>860,800</u>	<u>860,800</u>

**THIS PAGE
INTENTIONALLY LEFT BLANK**



Tillamook County
Statement of Budget
Fiscal Year July 1, 2013 - June 30, 2014
Revenues

Fund: 144 Court Security

FY 10-11 Actual	FY 11-12 Actual	FY 12-13 Adopted	Acct No	Funding Source Code	Description	FY 13-14 Requested	FY 13-14 Proposed	FY 13-14 Approved	FY 13-14 Adopted	Department
Revenues										
38,662	42,950	25,000	4410		SB 1065 Fines	40,000	40,000	40,000	40,000	
1,459	1,286	1,500	4699		Interest	1,400	1,400	1,400	1,400	
Total Operating Revenue						41,400	41,400	41,400	41,400	
301,670	316,037	280,000	4000		Beginning Balance	260,000	260,000	260,000	260,000	
0	0	0	4800		Transfer from General Fund	0	0	0	0	
Total Other Funding Sources						260,000	260,000	260,000	260,000	
Total Revenue						301,400	301,400	301,400	301,400	

State mandated. Committee led by circuit court judge develop court security plan and approves expenditures related to implementation. Funding from court fines.

2005 Legislature revised statute to include Justice Courts and granted authority to charge for administration costs.

Tillamook County
Statement of Budget
Fiscal Year July 1, 2013 - June 30, 2014
Expenditures

Fund:	144 Court Security
Dept:	14400 Court Security

FY 10-11 Actual	FY 11-12 Actual	FY 12-13 Adopted	Acct No	Description	FTE	FY 13-14 Requested	FTE	FY 13-14 Proposed	FY 13-14 Approved	FY 13-14 Adopted
Expenditures										
619	0	0	6001	Office Supplies		0		0	0	0
1,952	1,181	0	6004	Non-Capital Equipment		0		0	0	0
1,760	0	0	7080	Travel/Training/Mileage		0		0	0	0
3,733	5,835	3,000	7105	Contracted Services		5,000		5,000	5,000	5,000
1,489	432	0	7450	R&M Building & Grounds		0		0	0	0
0	0	1,000	7650	Permit Fees		1,000		1,000	1,000	1,000
2,200	2,600	5,000	8001	Indirect Cost Allocation		2,000		2,000	2,000	2,000
0	50,000	0	8013	Intercounty/Court Security		0		0	0	0
11,753	60,048	9,000		Total Materials & Services		8,000		8,000	8,000	8,000
12,687	0	0	9020	Computers/Office Equipment		0		0	0	0
1,314	4,353	247,500	9040	Buildings/Improvements		243,400		243,400	243,400	243,400
14,001	4,353	247,500		Total Capital Outlay		243,400		243,400	243,400	243,400
0	0	50,000	9800	Transfer to General Fund/Court Security		50,000		50,000	50,000	50,000
0	0	50,000		Total Transfers Out		50,000		50,000	50,000	50,000
0	0	0				0		0	0	0
0	0	0		Total Contingency		0		0	0	0
316,037	295,872	0				0		0	0	0
316,037	295,872	0		Total Unappr Ending Fund Bal		0		0	0	0
341,791	360,273	306,500		Total Expenditures		301,400		301,400	301,400	301,400

Current OMB A-87 Indirect Cost Allocation - \$11,806
Charged \$2,000

Tillamook County
Statement of Budget
Fiscal Year July 1, 2013 - June 30, 2014

Fund:	144 Court Security
--------------	---------------------------

Summary

FY 10-11 Actual	FY 11-12 Actual	FY 12-13 Adopted	Description	FTE	FY 13-14 Requested	FTE	FY 13-14 Proposed	FY 13-14 Approved	FY 13-14 Adopted
11,753	60,048	9,000	Total Materials & Services		8,000		8,000	8,000	8,000
14,001	4,353	247,500	Total Capital Outlay		243,400		243,400	243,400	243,400
0	0	50,000	Total Transfers Out		50,000		50,000	50,000	50,000
0	0	0	Total Contingency		0		0	0	0
316,037	295,872	0	Total Unappr Ending Fund Balance		0		0	0	0
341,791	360,273	306,500	Court Security Total		301,400		301,400	301,400	301,400

**THIS PAGE
INTENTIONALLY LEFT BLANK**



Tillamook County
Statement of Budget
Fiscal Year July 1, 2013 - June 30, 2014
Revenues

Fund: 145 Law Enforcement

FY 10-11 Actual	FY 11-12 Actual	FY 12-13 Adopted	Acct No	Funding Source Code	Description	FY 13-14 Requested	FY 13-14 Proposed	FY 13-14 Approved	FY 13-14 Adopted	Department
Revenues										
20,113	19,161	20,000	4401		Fines	0	20,000	20,000	20,000	
1,434	448	0	4690		Miscellaneous Revenue	0	0	0	0	
Total Operating Revenue						0	20,000	20,000	20,000	
31,123	5,915	0	4000		Beginning Balance	0	0	0	0	
Total Other Funding Sources						0	0	0	0	
Total Revenue						0	20,000	20,000	20,000	

State Mandated. Resources from fines on liquor related offenses. District attorney expends on liquor related offenses.
 State fine distribution discontinued effective January 1, 2013
 BOC Ordinance #13-032 Effective April 24, 2013

Tillamook County
Statement of Budget
Fiscal Year July 1, 2013 - June 30, 2014
Expenditures

Fund:	145 Law Enforcement
Dept:	14500 Law Enforcement

FY 10-11	FY 11-12	FY 12-13			FY 13-14	FY 13-14	FY 13-14	FY 13-14		
Actual	Actual	Adopted	Acct No	Description	FTE	Requested	FTE	Proposed	Approved	Adopted
Expenditures										
2,040	721	0	6001	Office Supplies		0		0	0	0
3,177	294	2,000	6004	Non-Capital Equipment		0		2,000	2,000	2,000
7,221	7,448	8,400	6009	Computer Software & Licensing		0		10,000	10,000	10,000
1,259	516	0	7003	Books & Publications		0		0	0	0
3,121	2,175	0	7050	Memberships & Dues		0		0	0	0
440	185	0	7052	Workshops & Conferences		0		0	0	0
0	0	0	7053	Employee Training/Education		0		0	0	0
331	144	0	7080	Travel & Mileage		0		0	0	0
10,698	0	0	7105	Contracted Services		0		0	0	0
5,160	0	0	7150	Medical Examiner		0		0	0	0
0	0	0	7201	Witnesses		0		0	0	0
1,140	378	7,100	7202	Prosecution Expense		0		8,000	8,000	8,000
1,642	1,834	0	7601	R&M Office Equipment		0		0	0	0
0	0	0	7899	Misc Materials & Services		0		0	0	0
2,400	2,500	2,500	8001	Indirect Cost Allocation		0		0	0	0
<hr/>										
38,629	16,195	20,000		Total Materials & Services		0		20,000	20,000	20,000
<hr/>										
8,126	0	0	9020	Computers/Office Equipment		0		0	0	0
<hr/>										
8,126	0	0		Total Capital Outlay		0		0	0	0
<hr/>										
0	0	0	9800	Transfer to General Fund/DA		0		0	0	0
0	0	0		Total Transfers Out		0		0	0	0
<hr/>										
0	0	0	9900	Operating Contingency		0		0	0	0
<hr/>										
0	0	0		Total Contingency		0		0	0	0
<hr/>										
5,915	9,329	0				0		0	0	0
5,915	9,329	0		Total Unappr Ending Fund Bal		0		0	0	0
<hr/>										
52,670	25,524	20,000		Total Expenditures		0		20,000	20,000	20,000

Current OMB A-87 Indirect Cost Allocation - \$1,210
Charged - \$0

Tillamook County
Statement of Budget
Fiscal Year July 1, 2013 - June 30, 2014

Fund:	145 Law Enforcement
--------------	----------------------------

Summary

FY 10-11 Actual	FY 11-12 Actual	FY 12-13 Adopted	Description	FTE	FY 13-14 Requested	FTE	FY 13-14 Proposed	FY 13-14 Approved	FY 13-14 Adopted
0	0	0	Total Personal Services		0		0	0	0
38,629	16,195	20,000	Total Materials & Services		0		20,000	20,000	20,000
8,126	0	0	Total Capital Outlay		0		0	0	0
0	0	0	Total Transfers Out		0		0	0	0
0	0	0	Total Contingency		0		0	0	0
5,915	9,329	0	Total Unappr Ending Fund Balance		0		0	0	0
<u>52,670</u>	<u>25,524</u>	<u>20,000</u>	Law Enforcement Totals		<u>0</u>		<u>20,000</u>	<u>20,000</u>	<u>20,000</u>

**THIS PAGE
INTENTIONALLY LEFT BLANK**



Tillamook County
Statement of Budget
Fiscal Year July 1, 2013 - June 30, 2014
Revenues

Fund: 150 SB 1065

FY 10-11 Actual	FY 11-12 Actual	FY 12-13 Adopted	New Acct No	Funding Source Code	Description	FY 13-14 Requested	FY 13-14 Proposed	FY 13-14 Approved	FY 13-14 Adopted	Department
Revenues										
30,346	19,145	30,000	4410		SB 1065 Fines	10,000	10,000	10,000	10,000	
567	437	1,000	4699		Interest	500	100	100	100	
Total Operating Revenue						10,500	10,100	10,100	10,100	
121,794	114,107	100,000	4000		Beginning Balance	70,000	70,000	70,000	70,000	
Total Other Funding Sources						70,000	70,000	70,000	70,000	
Total Revenue						80,500	80,100	80,100	80,100	

State Mandated. Fines received from court system for purposes of planning, operating and maintaining County juvenile and adult corrections programs and facilities and approved drug and alcohol programs.

Tillamook County
Statement of Budget
Fiscal Year July 1, 2013 - June 30, 2014
Expenditures

Fund:	150 SB 1065
Dept:	15000 SB 1065

FY 10-11 Actual	FY 11-12 Actual	FY 12-13 Adopted	Acct No	Description	FTE	FY 13-14 Requested	FTE	FY 13-14 Proposed	FY 13-14 Approved	FY 13-14 Adopted
Expenditures										
17,500	17,500	105,000	7228	A/D Adolescent Service		58,400		58,000	58,000	58,000
0	0	0	7899	Misc Materials & Services		0		0	0	0
1,100	1,000	1,200	8001	Indirect Cost Allocation		1,100		1,100	1,100	1,100
<hr/>										
18,600	18,500	106,200		Total Materials & Services		59,500		59,100	59,100	59,100
0	0	0	9020	Computers/Office Equipment		0		0	0	0
0	0	0		Total Capital Outlay		0		0	0	0
<hr/>										
20,000	20,000	20,000	9800	Transfer to General Fund (Juvenile)		20,000		20,000	20,000	20,000
20,000	20,000	20,000		Total Transfers Out		20,000		20,000	20,000	20,000
<hr/>										
0	0	4,800	9900	Operating Contingency		1,000		1,000	1,000	1,000
0	0	4,800		Total Contingency		1,000		1,000	1,000	1,000
<hr/>										
114,107	95,189	0		Total Unappr Ending Fund Bal		0		0	0	0
114,107	95,189	0				0		0	0	0
<hr/>										
152,707	133,689	131,000		Total Expenditures		80,500		80,100	80,100	80,100

Current OMB A-87 Indirect Cost Allocation - \$1,106
Charged - \$1,100

Tillamook County
Statement of Budget
Fiscal Year July 1, 2013 - June 30, 2014

Fund: 150 SB1065

Summary

FY 10-11 Actual	FY 11-12 Actual	FY 12-13 Adopted	Description	FTE	FY 13-14 Requested	FTE	FY 13-14 Proposed	FY 13-14 Approved	FY 13-14 Adopted
0	0	0	Total Personal Services		0		0	0	0
18,600	18,500	106,200	Total Materials & Services		59,500		59,100	59,100	59,100
0	0	0	Total Capital Outlay		0		0	0	0
20,000	20,000	20,000	Total Transfers Out		20,000		20,000	20,000	20,000
0	0	4,800	Total Contingency		1,000		1,000	1,000	1,000
114,107	95,189	0	Total Unappr Ending Fund Balance		0		0	0	0
<u>152,707</u>	<u>133,689</u>	<u>131,000</u>	SB1065 Totals		<u>80,500</u>		<u>80,100</u>	<u>80,100</u>	<u>80,100</u>

**THIS PAGE
INTENTIONALLY LEFT BLANK**



Tillamook County
Statement of Budget
Fiscal Year July 1, 2013 - June 30, 2014
Revenues

Fund: 152 Tillamook Narcotics Team

FY 10-11 Actual	FY 11-12 Actual	FY 12-13 Adopted	Acct No	Funding Source	Description	FY 13-14 Requested	FY 13-14 Proposed	FY 13-14 Approved	FY 13-14 Adopted	Department
Revenues										
			4250		State Grant					
0	644	0			DOJ Marijuana Eradication Grant/FYE11	0	0	0	0	
3,865	0	0			Byrne Drug Enforcement Grant	0	0	0	0	
4,909	0	0			ARRA NC Reg Task Force Rural	0	0	0	0	
19,079	1,603	10,000	4405		Forfeiture Revenue	10,000	10,000	10,000	10,000	
0	0	0	4690		Miscellaneous	0	0	0	0	
215	193	0	4699		Interest	0	0	0	0	
28,068	2,440	10,000			Total Operating Revenue	10,000	10,000	10,000	10,000	
45,677	58,345	30,000	4000		Beginning Balance	30,000	30,000	30,000	30,000	
45,677	58,345	30,000			Total Other Funding Sources	30,000	30,000	30,000	30,000	
73,745	60,785	40,000			Total Revenue	40,000	40,000	40,000	40,000	

Fund accounts for revenues received from drug forfeitures or grants dedicated to drug enforcement activities by the Tillamook Narcotics Team.

Fund is limited to cash available.

Tillamook County
Statement of Budget
Fiscal Year July 1, 2013 - June 30, 2014
Expenditures

Fund:	152 Tillamook Narcotics Team
Dept:	15200 Tillamook Narcotics Team

FY 10-11	FY 11-12	FY 12-13	Acct No	Description	FTE	FY 13-14	FTE	FY 13-14	FY 13-14	FY 13-14
Actual	Actual	Adopted				Requested		Proposed	Approved	Adopted
Expenditures										
0	122	250	6001	Office Supplies		250		250	250	250
0	0	0	6004	Non-Capital Equipment		300		300	300	300
0	267	500	6005	Operating Supplies		500		500	500	500
0	40	100	6011	Computer Supplies		100		100	100	100
0	0	0	6250	Criminal Equipment		0		0	0	0
0	0	0	6251	Uniforms		0		0	0	0
0	0	0	7080	Travel/Training/Mileage		0		0	0	0
0	0	0	7105	Contracted Services		0		0	0	0
0	40	0	7210	Lab Tests		0		0	0	0
0	90	0	7603	R&M/Vehicles		0		0	0	0
13,000	6,066	20,000	7829	Special Investigations		20,000		20,000	20,000	20,000
0	13,578	17,850	7899	Misc Materials & Services		17,850		17,850	17,850	17,850
2,400	2,400	1,300	8001	Indirect Cost Allocation		1,000		1,000	1,000	1,000
0	644	0	8012	Intercounty/Sheriff		0		0	0	0
15,400	23,247	40,000		Total Materials & Services		40,000		40,000	40,000	40,000
0	0	0	9020	Computers/Office Equipment		0		0	0	0
0	0	0	9030	Vehicles		0		0	0	0
0	0	0		Total Capital Outlay		0		0	0	0
0	0	0				0		0	0	0
0	0	0		Total Transfers Out		0		0	0	0
0	0	0				0		0	0	0
0	0	0		Total Contingency		0		0	0	0
58,345	37,538	0				0		0	0	0
58,345	37,538	0		Total Unappr Ending Fund Bal		0		0	0	0
73,745	60,785	40,000		Total Expenditures		40,000		40,000	40,000	40,000

Current OMB A-87 Indirect Cost Allocation - \$1,091
Charged \$1,000

Tillamook County
Statement of Budget
Fiscal Year July 1, 2013 - June 30, 2014

Fund:	152 Tillamook Narcotics Team
--------------	-------------------------------------

Summary

FY 10-11 Actual	FY 11-12 Actual	FY 12-13 Adopted	Description	FY 13-14 FTE Requested	FY 13-14 FTE Proposed	FY 13-14 Approved	FY 13-14 Adopted
0	0	0	Total Personal Services	0	0	0	0
15,400	23,247	40,000	Total Materials & Services	40,000	40,000	40,000	40,000
0	0	0	Total Capital Outlay	0	0	0	0
0	0	0	Total Transfers Out	0	0	0	0
0	0	0	Total Contingency	0	0	0	0
58,345	37,538	0	Total Unappr Ending Fund Balance	0	0	0	0
<u>73,745</u>	<u>60,785</u>	<u>40,000</u>	TNT Totals	<u>40,000</u>	<u>40,000</u>	<u>40,000</u>	<u>40,000</u>

**THIS PAGE
INTENTIONALLY LEFT BLANK**



Tillamook County
Statement of Budget
Fiscal Year July 1, 2013- June 30, 2014
Revenues

Fund: 160 Road Operations

FY 10-11 Actual	FY 11-12 Actual	FY 12-13 Adopted	Acct No	Funding Source Code	Description	FY 13-14 Requested	FY 13-14 Proposed	FY 13-14 Approved	FY 13-14 Adopted	Department
Revenues										
1,317,527	645,604	67,991	4205		Federal Forest Fees	46,000	46,000	46,000	46,000	Admin
0	0	0	4209		Sale Of Public Land/BLM	0	0	0	0	Admin
1,545,598	1,771,121	1,807,000	4235		State Motor Vehicle Fees	1,820,000	1,820,000	1,820,000	1,820,000	Admin
16,643	12,065	12,000	4301		Fees	12,000	12,000	12,000	12,000	Admin
0	0	0	4310		Non-County Work & Sales Fees	0	0	0	0	Admin
593,204	400,850	100,000	4670		Refunds/Reimbursements	50,000	50,000	50,000	50,000	Admin
0	0	0	4671		Empl. Health Insurance Reimb.	0	0	0	0	Admin
7,882	17,132	0	4690		Miscellaneous Revenue	0	0	0	0	Admin
0	0	0	4695		Sale Of Assets	0	0	0	0	Admin
11,852	9,579	10,000	4699		Interest	10,000	10,000	10,000	10,000	Admin
30,000	30,000	30,000	4700		Intercounty/SW Administration	30,000	30,000	30,000	30,000	Admin
333,759	93,763	10,000	4705		Intercounty/Work & Sales	10,000	10,000	10,000	287,000	Admin
0	116,355	74,000	4705		Intercounty/Trask Road Project Reimb	0	0	0	0	Admin
260,216	299,726	296,540	4200		STPF (Surface Transportation Program/Federal)	343,265	343,260	343,260	343,260	Maintenance
0	0	0	4206		SB 994	0	0	0	0	Maintenance
1,340	3,695	0	4670		Refunds/Reimbursements	0	0	0	0	Maintenance
0	0	0	4225		Federal Grants					
0	0	0			Highway Planning & Construction	0	0	0	0	Construction
0	0	0			Federal Stimulus	0	0	0	0	Construction
0	0	0	4250		State Grants					
0	0	0			Highway Planning & Construction	0	0	0	0	Construction
550	0	0	4360		LID Assessments	0	0	0	0	Construction
51,111	41,271	20,000	4125		Road Approach Permits	20,000	20,000	20,000	20,000	Engineering
4,169,682	3,441,161	2,427,531			Total Operating Revenue	2,341,265	2,341,260	2,341,260	2,618,260	
2,891,177	2,998,177	2,406,123	4000		Beginning Balance	2,439,216	2,440,000	2,440,000	2,440,000	Admin
0	0	0	4806		Transfer from Solid Waste Sinking	0	0	0	0	Admin
0	109,860	25,000	4818		Transfer from Bike Path	25,000	25,000	25,000	25,000	Admin
0	0	0	4808		Transfer from TLT Fund (30% of collections)	0	112,000	112,000	112,000	
2,891,177	3,108,037	2,431,123			Total Other Funding Sources	2,464,216	2,577,000	2,577,000	2,577,000	
7,060,859	6,549,198	4,858,654			Total Revenue	4,805,481	4,918,260	4,918,260	5,195,260	

Dedicated to construction and maintenance of the County's roads and bridges.
 Transfer from Trask Project Fund is to reimburse Road Fund for crew

Tillamook County
Statement of Budget
Fiscal Year July 1, 2013- June 30, 2014
Expenditures

Fund:	160 Road
Dept:	16000 Administrative Functions

FY 10-11 Actual	FY 11-12 Actual	FY 12-13 Adopted	FTE	Acct No	Description	FTE	FY 13-14 Requested	FTE	FY 13-14 Proposed	FY 13-14 Approved	FY 13-14 Adopted
Expenditures											
91,081	93,487	98,700	1.00	5100	Department Head	1.00	98,200	1.00	98,200	98,200	98,200
85,932	89,439	96,400	2.00	5400	Administrative/Clerical	2.00	98,900	2.00	98,900	98,900	98,900
9,939	424	0		5600	Part-time/Temporary		0		0	0	0
0	102	0		5896	Out of Class Pay		0		0	0	0
0	0	0		5897	Leave Buy Out		0		0	0	0
366	0	0		5899	Overtime		0		0	0	0
187,318	183,452	195,100	3.00		Total Salaries	3.00	197,100	3.00	197,100	197,100	197,100
13,932	13,465	16,000		5950	Employer's FICA		16,100		16,100	16,100	16,100
1,283	1,017	2,400		5955	Workers Compensation		2,400		2,400	2,400	2,400
2,299	1,740	0		5960	Unemployment		0		0	0	0
45,581	48,065	59,500		5965	Health & Life Insurance		59,300		56,600	56,600	56,600
29,676	33,018	39,000		5970	Retirement		39,500		39,500	39,500	39,500
3,240	3,240	3,240		5980	VEBA		3,300		3,300	3,300	3,300
283,329	283,997	315,240			Total Personal Services		317,700		315,000	315,000	315,000
2,820	2,478	1,000		6001	Office Supplies		1,000		1,000	1,000	1,000
1,403	2,765	0		6004	Non-Capital Equipment		10,000		10,000	10,000	10,000
0	3,370	1,296		6009	Computer Software		1,296		1,300	1,300	1,300
0	0	525		6251	Uniforms (Safety Equipment)		525		550	550	550
0	1,265	1,000		7001	Printing & Advertising		1,000		1,000	1,000	1,000
609	478	50		7003	Books & Publications		50		50	50	50
537	425	800		7005	Postage & Shipping		800		800	800	800
5,166	4,449	8,000		7007	Telephone		8,000		8,000	8,000	8,000
1,248	1,340	1,300		7012	Network Fees		1,300		1,300	1,300	1,300
1,229	1,424	1,300		7050	Memberships & Dues		1,300		1,300	1,300	1,300
2,862	1,793	2,000		7080	Travel/Training/Mileage		2,000		2,000	2,000	2,000
7,735	9,500	9,500		7101	Audit		9,500		0	0	0
221	876	500		7105	Contracted Services		500		500	500	500
0	0	0		7431	Janitorial Supplies		0		0	0	0
1,453	2,930	3,000		7601	R&M/Office Equipment		3,000		3,000	3,000	3,000
66,936	72,049	75,000		7881	Inactive Employee Insurance		75,000		75,000	75,000	75,000
0	0	0		7899	Misc Materials & Services		0		0	0	0
202,000	190,000	184,000		8001	Indirect Cost Allocation		0		217,000	217,000	217,000
0	(337)	0		8002	Intercounty/Insurance		0		0	0	0
503	252	500		8007	Intercounty/IS		500		500	500	500
294,722	295,057	289,771			Total Materials & Services		115,771		323,300	323,300	323,300
6,582	0	0		9020	Computers/Office Equipment		0		0	0	0
6,582	0	0			Total Capital Outlay		0		0	0	0
584,633	579,054	605,011			Total Administrative Costs		433,471		638,300	638,300	638,300
17,250	18,000	18,000		9816	Transfer to Bike Path		18,200		18,200	18,200	18,200
17,250	18,000	18,000			Total Transfers Out		18,200		18,200	18,200	18,200
0	0	476,435		9900	Operating Contingency		476,435		500,000	500,000	500,000
0	0	476,435			Total Contingency		476,435		500,000	500,000	500,000
2,998,177	2,176,601	1,085,173		9995	Total Unappr Ending Fund Bal		1,085,173		1,057,660	1,057,660	1,057,660
3,600,060	2,773,655	2,184,619			Total Expenditures		2,013,279		2,214,160	2,214,160	2,214,160

Current OMB A-87 Indirect Cost Allocation - \$217,455
Charged - \$217,000

Tillamook County
Statement of Budget
Fiscal Year July 1, 2013- June 30, 2014
Expenditures

Fund:	160 Road
Dept:	16001 Maintenance

FY 10-11 Actual	FY 11-12 Actual	FY 12-13 Adopted	FTE	Acct No	Description	FTE	FY 13-14 Requested	FTE	FY 13-14 Proposed	FY 13-14 Approved	FY 13-14 Adopted
Expenditures											
179,161	188,958	200,000	3.00	5200	Management/Supervisory	2.00	137,300	2.00	137,300	137,300	137,300
440,573	388,007	459,932	10.00	5500	Skilled, Service & Maintenance	10.00	440,000	13.00	439,000	439,000	590,000
19,856	0	0		5600	Part-time/Temporary		0		0	0	0
2,650	1,539	2,000		5896	Out of Class Pay		2,000		2,000	2,000	2,000
11,576	15,120	30,000		5897	Leave Buy Out		2,000		2,000	2,000	14,900
10,338	2,557	6,000		5899	Overtime		11,100		11,000	11,000	11,000
664,154	596,181	697,932	13.00		Total Salaries	12.00	592,400	15.00	591,300	591,300	755,200
49,094	43,863	53,000		5950	Employer's FICA		47,100		47,000	47,000	57,000
45,692	27,393	66,000		5955	Workers Compensation		59,000		58,500	58,500	71,000
8,947	7,144	5,000		5960	Unemployment		0		0	0	0
234,380	246,430	339,600		5965	Health & Life Insurance		278,200		249,500	249,500	330,000
107,474	105,031	129,700		5970	Retirement		115,500		115,500	115,500	140,000
14,905	13,290	14,820		5980	VEBA		12,600		16,000	16,000	1,600
1,124,646	1,039,332	1,306,052			Total Personal Services		1,104,800		1,077,800	1,077,800	1,354,800
44,961	1,703	500		6004	Non-Capital Equipment		500		500	500	500
7,605	6,236	6,000		6005	Operating Supplies		16,000		16,000	16,000	16,000
0	0	2,625		6251	Uniforms (Safety Equipment)		2,625		2,650	2,650	2,650
0	0	2,000		7020	Insurance & Deductibles		2,000		2,000	2,000	2,000
0	0	500		7022	Public Relations		500		500	500	500
0	50	250		7050	Memberships & Dues		250		250	250	250
3,618	2,916	3,000		7080	Travel/Training/Mileage		3,000		3,000	3,000	3,000
24,002	331,694	30,000		7105	Contracted Services		15,000		15,000	15,000	15,000
369	348	1,200		7210	Lab Tests		1,200		1,200	1,200	1,200
1,152	1,070	1,500		7211	Medical Services		1,500		1,500	1,500	1,500
26	0	200		7420	Garbage Collection		200		200	200	200
755	2,885	1,200		7605	R&M/Equipment		1,200		1,200	1,200	1,200
1,488	1,425	2,000		7610	Equipment Rental		2,000		2,000	2,000	2,000
3,827	6,903	5,300		7650	Permit Fees		5,300		5,300	5,300	5,300
4,701	7,376	45,000		7651	Bridges		75,000		75,000	75,000	75,000
12,723	20,732	25,000		7652	Culverts		75,000		75,000	75,000	75,000
44,972	41,232	56,000		7653	Rock, Aggregate		30,000		30,000	30,000	30,000
643,200	493,015	75,488		7654	Asphalt		108,000		108,000	108,000	108,000
8,144	10,154	19,800		7655	Traffic Services/Signs		20,000		20,000	20,000	20,000
112,711	112,953	112,000		7656	Paint Striping		135,000		135,000	135,000	135,000
23,280	29,176	9,000		7657	Weed Control		20,000		20,000	20,000	20,000
5,829	283	1,000		7658	Mitigations & Erosion Control		1,000		1,000	1,000	1,000
1,445	1,582	1,500		7704	Chemical Toilets		1,500		1,500	1,500	1,500
3,332	7,160	1,000		7899	Misc Materials & Services		1,927		1,900	1,900	1,900
32,914	32,523	55,000		8002	Intercounty/Insurance		55,000		55,000	55,000	55,000
12,024	9,616	0		8010	Intercounty/Work Crew		0		0	0	0
993,078	1,121,032	457,063			Total Materials & Services		573,702		573,700	573,700	573,700
137,180	103	0		9030	Vehicles*		8,000		8,000	8,000	8,000
0	0	0		9035	Machinery/Equipment**		75,000		75,000	75,000	75,000
137,180	103	0			Total Capital Outlay		83,000		83,000	83,000	83,000
0	0	0		9822	Transfer to Vehicle Reserve		0		0	0	0
0	0	0			Total Transfers Out		0		0	0	0
2,254,904	2,160,467	1,763,115			Total Expenditures		1,761,502		1,734,500	1,734,500	2,011,500

* Bridge Cargo Trailer

** Used excavator

Tillamook County
Statement of Budget
Fiscal Year July 1, 2013- June 30, 2014
Expenditures

Fund:	160 Road
Dept:	16002 Construction

FY 10-11 Actual	FY 11-12 Actual	FY 12-13 Adopted	Acct No	Description	FTE	FY 13-14 Requested	FTE	FY 13-14 Proposed	FY 13-14 Approved	FY 13-14 Adopted
Expenditures										
0	0	0		Total Salaries		0		0	0	0
0	0	0		Employer's FICA		0		0	0	0
0	0	0		Unemployment		0		0	0	0
0	0	0		Workers Compensation		0		0	0	0
0	0	0		Health Insurance		0		0	0	0
0	0	0		Retirement		0		0	0	0
0	0	0		Total Personal Services		0		0	0	0
0	0	0	7080	Travel/Training/Mileage		0		0	0	0
0	0	0	7605	R&M/Equipment		0		0	0	0
37,281	51,604	2,778	7103	Consulting Services		10,000		10,000	10,000	10,000
653	0	0	7650	Permit Fees		0		0	0	0
0	0	0	7899	Misc. Materials & Services		0		0	0	0
37,934	51,604	2,778		Total Materials & Services		10,000		10,000	10,000	10,000
38,631	110,558	38,000	9080	Infrastructure/Right Of Way		38,000		38,000	38,000	38,000
580	94,803	0	9081	Infrastructure/New Construction		0		0	0	0
0	0	0	9082	Infrastructure/Pavement Preservation		0		0	0	0
127,032	345,797	129,500	9083	Infrastructure/Federal Match*		244,000		244,000	244,000	244,000
166,243	551,158	167,500		Total Capital Outlay		282,000		282,000	282,000	282,000
204,177	602,762	170,278		Total Expenditures		292,000		292,000	292,000	292,000

* Bixby, Wyss, Foss, Resort I, Kilchis

Tillamook County
Statement of Budget
Fiscal Year July 1, 2013- June 30, 2014
Expenditures

Fund:	160 Road
Dept:	16003 Engineering

FY 10-11 Actual	FY 11-12 Actual	FY 12-13 Adopted	FTE	Acct No	Description	FTE	FY 13-14 Requested	FTE	FY 13-14 Proposed	FY 13-14 Approved	FY 13-14 Adopted
Expenditures											
37,924	0	0	0.00	5200	Management/Supervisory	0.00	0	0.00	0	0	0
105,089	108,293	113,200	2.00	5300	Professional/Technical	2.00	108,800	2.00	106,200	106,200	106,200
2,805	0	25,000		5897	Leave Buy Out		26,000		26,000	26,000	26,000
1,332	3,638	2,000		5899	Overtime		2,000		2,000	2,000	2,000
<hr/>											
147,150	111,931	140,200	2.00		Total Salaries	2.00	136,800	2.00	134,200	134,200	134,200
<hr/>											
10,846	8,240	9,300		5950	Employer's FICA		9,000		8,700	8,700	8,700
1,945	1,531	2,400		5955	Workers Compensation		2,300		2,300	2,300	2,300
0	12,896	0		5960	Unemployment		0		0	0	0
51,042	39,128	46,600		5965	Health & Life Insurance		46,000		27,800	27,800	27,800
24,503	19,203	22,660		5970	Retirement		22,000		21,300	21,300	21,300
2,840	2,040	2,040		5980	VEBA		2,100		2,100	2,100	2,100
238,326	194,969	223,200			Total Personal Services		218,200		196,400	196,400	196,400
<hr/>											
2,585	8,074	300		6004	Non-Capital Equipment		300		300	300	300
156	232	350		6005	Operating Supplies		350		350	350	350
1,500	1,524	2,000		6009	Computer Software & Licensing		3,000		3,000	3,000	3,000
0	0	350		6251	Uniforms & Safety Supplies		350		350	350	350
397	328	600		7050	Memberships & Dues		600		600	600	600
4,620	416	1,500		7080	Travel/Training/Mileage		1,500		1,500	1,500	1,500
324,085	348,490	57,500		7103	Consulting Services		15,000		15,000	15,000	15,000
550	2,058	1,500		7880	Permit Refunds		1,500		1,500	1,500	1,500
0	0	0		7899	Miscellaneous		0		0	0	0
0	0	1,000		8011	Intercounty/Code Enforcement		0		0	0	0
<hr/>											
333,893	361,122	65,100			Total Materials & Services		22,600		22,600	22,600	22,600
<hr/>											
0	1,081	0		9020	Computers/Office Equipment		0		0	0	0
<hr/>											
0	1,081	0			Total Capital Outlay		0		0	0	0
<hr/>											
572,219	557,172	288,300			Total Expenditures		240,800		219,000	219,000	219,000

Tillamook County
Statement of Budget
Fiscal Year July 1, 2013- June 30, 2014
Expenditures

Fund:	160 Road
Dept:	16004 Shop

FY 10-11	FY 11-12	FY 12-13	FTE	Acct No	Description	FTE	FY 13-14 Requested	FTE	FY 13-14 Proposed	FY 13-14 Approved	FY 13-14 Adopted
Expenditures											
63,272	66,729	69,300	1.00	5200	Management/Supervisory	1.00	72,000	1.00	72,000	72,000	72,000
48,110	48,874	48,142	1.00	5500	Skilled, Service, Maintenance	1.00	48,000	1.00	48,000	48,000	48,000
0	0	500		5899	Overtime		0		0	0	0
58	0	25,000		5897	Leave Buyout		0		0	0	0
<hr/>											
111,440	115,603	142,942	2.00		Total Salaries	2.00	120,000	2.00	120,000	120,000	120,000
<hr/>											
8,123	8,535	9,900		5950	Employer's FICA		14,100		9,800	9,800	9,800
2,895	2,104	4,800		5955	Workers Compensation		9,800		7,700	7,700	7,700
35,906	24,968	29,600		5965	Health Life Insurance		55,500		34,300	34,300	34,300
18,539	20,454	24,200		5970	Retirement		34,600		24,000	24,000	24,000
2,220	2,220	2,300		5980	VEBA		3,300		2,200	2,200	2,200
179,123	173,884	213,742			Total Personal Services		237,300		198,000	198,000	198,000
<hr/>											
0	0	1,500		6004	Non-Capital Equipment		1,500		1,500	1,500	1,500
7,891	7,460	7,000		6005	Operating Supplies		7,000		7,000	7,000	7,000
0	506	500		6007	Small Tools & Minor Equipment		500		500	500	500
115,594	132,176	108,000		6030	Fuel & Lubricants		110,000		110,000	110,000	110,000
0	0	350		6251	Uniforms (Safety Equipment)		350		350	350	350
240	240	400		7003	Books & Publications		400		400	400	400
50	21	300		7005	Postage & Shipping		300		300	300	300
8	90	1,350		7080	Travel/Training/Mileage		1,350		1,350	1,350	1,350
0	0	0		7450	R&M/Building & Grounds		0		0	0	0
85,453	91,570	90,000		7605	R&M/Equipment		90,000		90,000	90,000	90,000
0	99	0		7704	Chemical Toilets		0		0	0	0
<hr/>											
209,236	232,162	209,400			Total Materials & Services		211,400		211,400	211,400	211,400
<hr/>											
0	0	0		9040	Buildings		0		0	0	0
<hr/>											
0	0	0			Total Capital Outlay		0		0	0	0
<hr/>											
388,359	406,046	423,142			Total Expenditures		448,700		409,400	409,400	409,400

Tillamook County
Statement of Budget
Fiscal Year July 1, 2013- June 30, 2014
Expenditures

Fund:	160 Road
Dept:	16005 Buildings

FY 10-11	FY 11-12	FY 12-13	Acct No	Description	FTE	FY 13-14 Requested	FTE	FY 13-14 Proposed	FY 13-14 Approved	FY 13-14 Adopted
Expenditures										
<hr/>										
0	0	0		Total Salaries	0	0	0	0	0	0
0	0	0	5950	Employer's FICA		0		0	0	0
0	0	0	5955	Unemployment		0		0	0	0
0	0	0	5960	Workers Compensation		0		0	0	0
0	0	0	5965	Health Insurance		0		0	0	0
0	0	0	5970	Retirement		0		0	0	0
0	0	0		Total Personal Services	0	0	0	0	0	0
877	364	1,000	7105	Contracted Services		1,000		1,000	1,000	1,000
11,644	11,719	11,000	7410	Utilities		11,000		11,000	11,000	11,000
687	661	1,200	7415	Water Fees		1,200		1,200	1,200	1,200
2,169	2,110	3,000	7416	Sewer Fees		3,000		3,000	3,000	3,000
2,563	2,574	3,000	7420	Garbage Collection		3,000		3,000	3,000	3,000
0	0	0	7425	Heating Fuel		0		0	0	0
3,055	3,445	0	7430	Janitorial Services		0		0	0	0
20,145	21,313	10,000	7450	R&M/Building & Grounds		30,000		30,000	30,000	30,000
<hr/>										
41,140	42,186	29,200		Total Materials & Services		49,200		49,200	49,200	49,200
0	6,910	0	9035	Machinery/Equipment		0		0	0	0
0	0	0	9040	Buildings		0		0	0	0
0	6,910	0		Total Capital Outlay		0		0	0	0
<hr/>										
41,140	49,096	29,200		Total Expenditures		49,200		49,200	49,200	49,200

Tillamook County
Statement of Budget
Fiscal Year July 1, 2013- June 30, 2014

Fund:	160 Road
--------------	-----------------

Summary

FY 10-11 Actual	FY 11-12 Actual	FY 12-13 Adopted	FTE	Description	FTE	FY 13-14 Requested	FTE	FY 13-14 Proposed	FY 13-14 Approved	FY 13-14 Adopted
1,825,424	1,692,182	2,058,234	20.00	Total Personal Services	19.00	1,878,000	22.00	1,787,200	1,787,200	2,064,200
1,910,003	2,103,163	1,053,312		Total Materials & Services		982,673		1,190,200	1,190,200	1,190,200
310,005	559,252	167,500		Total Capital Outlay		365,000		365,000	365,000	365,000
17,250	18,000	18,000		Total Transfers Out		18,200		18,200	18,200	18,200
0	0	476,435		Total Contingency		476,435		500,000	500,000	500,000
2,998,177	2,176,601	1,085,173		Total Unappr Ending Fund Balance		1,085,173		1,057,660	1,057,660	1,057,660
<u>7,060,859</u>	<u>6,549,198</u>	<u>4,858,654</u>		Road Totals		<u>4,805,481</u>		<u>4,918,260</u>	<u>4,918,260</u>	<u>5,195,260</u>

Tillamook County
Statement of Budget
Fiscal Year July 1, 2013 - June 30, 2014
Revenues

Fund: 163 Bike Path

FY 10-11 Actual	FY 11-12 Actual	FY 12-13 Adopted	Acct No	Funding Source Code	Description	FY 13-14 Requested	FY 13-14 Proposed	FY 13-14 Approved	FY 13-14 Adopted	Department
					Revenues					
855	495	1,000	4699		Interest	500	500	500	500	
Total Operating Revenue						500	500	500	500	
176,380	169,111	183,500	4000		Beginning Balance	71,246	70,000	70,000	70,000	
17,250	18,000	18,000	4802		Transfer from Road Fund	18,200	18,200	18,200	18,200	
Total Other Funding Sources						89,446	88,200	88,200	88,200	
Total Revenue						89,946	88,700	88,700	88,700	

Statutory requirement to account for funds to be set aside for maintenance and construction of bike paths on County roads.
Road department is reimbursed from these funds.

Tillamook County
Statement of Budget
Fiscal Year July 1, 2013 - June 30, 2014
Expenditures

Fund:	163 Bike Path
Dept:	16300 Bike Path

FY 10-11	FY 11-12	FY 12-13			FY 13-14	FY 13-14	FY 13-14	FY 13-14
Actual	Actual	Adopted	Acct No	Description	FTE Requested	FTE Proposed	Approved	Adopted
Expenditures								
25,374	0	0	9082	Infrastructure/Roads & Bridges	0	0	0	0
25,374	0	0		Total Capital Outlay	0	0	0	0
0	109,860	25,000	9810	Transfer to Road Fund	25,000	25,000	25,000	25,000
0	109,860	25,000		Total Transfers Out	25,000	25,000	25,000	25,000
0	0	177,500	9900	Operating Contingency	64,946	63,700	63,700	63,700
0	0	177,500		Total Contingency	64,946	63,700	63,700	63,700
169,111	77,746	0	9995	Unappr Ending Fund Balance	0	0	0	0
169,111	77,746	0		Total Unappr Ending Fund Bal	0	0	0	0
194,485	187,606	202,500		Total Expenditures	89,946	88,700	88,700	88,700

Current OMB A-87 Indirect Cost Allocation - \$0
Charged - \$0

Tillamook County
 Statement of Budget
 Fiscal Year July 1, 2013 - June 30, 2014

Fund: 163 Bike Path

Summary

FY 10-11 Actual	FY 11-12 Actual	FY 12-13 Adopted	Description	FTE	FY 13-14 Requested	FTE	FY 13-14 Proposed	FY 13-14 Approved	FY 13-14 Adopted
0	0	0	Total Personal Services	0	0	0	0	0	0
0	0	0	Total Materials & Services		0		0	0	0
25,374	0	0	Total Capital Outlay		0		0	0	0
0	109,860	25,000	Total Transfers Out		25,000		25,000	25,000	25,000
0	0	177,500	Total Contingency		64,946		63,700	63,700	63,700
169,111	77,746	0	Total Unappr Ending Fund Balance		0		0	0	0
<u>194,485</u>	<u>187,606</u>	<u>202,500</u>	Bike Path Totals		<u>89,946</u>		<u>88,700</u>	<u>88,700</u>	<u>88,700</u>

**THIS PAGE
INTENTIONALLY LEFT BLANK**



Tillamook County
Statement of Budget
Fiscal Year July 1, 2013 - June 30, 2014
Revenues

Fund: 165 Trask Road Project

FY 10-11 Adopted	FY 11-12 Adopted	FY 12-13 Adopted	Acct No	Funding Source Code	Description	FY 13-14 Requested	FY 13-14 Proposed	FY 13-14 Approved	FY 13-14 Adopted	Department
Revenues										
180,156	216,381	0	4359		Public Safety Road Fee	0	0	0	0	
1,657	1,000	500	4699		Interest	500	500	500	500	
Total Operating Revenue						<u>500</u>	<u>500</u>	<u>500</u>	<u>500</u>	
338,089	194,108	221,500	4000		Beginning Balance	137,223	200,000	200,000	200,000	
Total Other Funding Sources						<u>137,223</u>	<u>200,000</u>	<u>200,000</u>	<u>200,000</u>	
<u>519,902</u>	<u>411,489</u>	<u>222,000</u>			Total Revenue	<u>137,723</u>	<u>200,500</u>	<u>200,500</u>	<u>200,500</u>	

Created in 04-05. Agreement with Forestry to assess fees on Timber Sales. Dedicated to the repair and maintenance of Trask River Road

Tillamook County
Statement of Budget
Fiscal Year July 1, 2013 - June 30, 2014
Expenditures

Fund:	165 Trask Road Project
Dept:	16500 Trask Road Project

FY 10-11	FY 11-12	FY 12-13			FY 13-14	FY 13-14	FY 13-14	FY 13-14
Actual	Actual	Adopted	Acct No	Description	FTE	Requested	FTE	Proposed
Expenditures								
0	0	0	7105	Contracted Services	0			0
0	0	0	7650	Permit Fees	0			0
0	0	0	7652	Culverts	0			0
0	4,797	0	7653	Rock, Aggregate	0			0
0	0	148,000	7654	Asphalt	0			0
0	0	0	7655	Traffic Services/Signs	0			0
0	0	0	7656	Paint Striping	0			0
325,794	166,354	74,000	8010	Intercounty/Work Crew	0			0
<hr/>								
325,794	171,151	222,000		Total Materials & Services	0			0
<hr/>								
0	0	0	9080	Infrastructure/Right-of-Way	0			0
0	0	0	9081	Infrastructure/Construction	0			0
0	0	0		Total Capital Outlay	0			0
<hr/>								
0	0	0		Total Transfers Out	0			0
0	0	0			0			0
<hr/>								
0	0	0	9900	Operating Contingency	137,723	200,500	200,500	200,500
0	0	0		Total Contingency	137,723	200,500	200,500	200,500
<hr/>								
194,108	240,338	0	9995	Unappr Ending Fund Bal	0			0
194,108	240,338	0		Total Unappr Ending Fund Bal	0			0
<hr/>								
519,902	411,489	222,000		Total Expenditures	137,723	200,500	200,500	200,500

Tillamook County
 Statement of Budget
 Fiscal Year July 1, 2013 - June 30, 2014

Fund: 165 Trask Road Project

Summary

FY 10-11 Actual	FY 11-12 Actual	FY 12-13 Adopted	Description	FTE	FY 13-14 Requested	FTE	FY 13-14 Proposed	FY 13-14 Approved	FY 13-14 Adopted
0	0	0	Total Personal Services	0	0	0	0	0	0
325,794	171,151	222,000	Total Materials & Services		0		0	0	0
0	0	0	Total Capital Outlay		0		0	0	0
0	0	0	Total Transfers Out		0		0	0	0
0	0	0	Total Contingency		137,723		200,500	200,500	200,500
194,108	240,338	0	Total Unappr Ending Fund Balance		0		0	0	0
<u>519,902</u>	<u>411,489</u>	<u>222,000</u>	Trask Road Project Totals		<u>137,723</u>		<u>200,500</u>	<u>200,500</u>	<u>200,500</u>

**THIS PAGE
INTENTIONALLY LEFT BLANK**



Tillamook County
Statement of Budget
Fiscal Year July 1, 2013 - June 30, 2014
Revenues

Fund: 170 Health & Human Services
--

FY 10-11	FY 11-12	FY 12-13	Funding		FY 13-14	FY 13-14	FY 13-14	FY 13-14		
Actual	Actual	Adopted	Acct No	Source Code	Description	Requested	Proposed	Approved	Adopted	Department
Revenues										
4225 Federal Grants										
1,350,667	1,526,374	1,485,174		11701113156E	Community Health Centers/FYE14	1,492,612	1,492,600	1,492,600	1,492,600	
14,239	22,371	5,285		11702113162E	Immunization Spec Payts (formerly Im Action)/FYE14	5,000	5,000	5,000	5,000	
25,973	20,422	20,299		11702113147E	Child & Adolescent (MCH)/FYE14	20,587	20,600	20,600	20,600	
54,285	51,676	51,568		11702113167E	Family Planning/FYE14	54,462	54,450	54,450	54,450	
119,550	122,428	115,213		11702101166E	WIC Grant/FYE14	107,148	107,150	107,150	107,150	
30,880	33,119	33,255		11702114163E	Water Grant/FYE14	33,255	33,250	33,250	33,250	
7,435	10,771	9,436			HIV Block Grant-Prevention/FedFYE13	0	0	0	0	
14,850	9,068	13,325		11702301230E	Ryan White Fund/FYE14	10,030	10,030	10,030	10,030	
0	3,555	0		11702301277E	Ryan White Support Services/FYE14	3,295	3,300	3,300	3,300	
0	1,831	0			WIC Breastfeeding Bonus Grant	0	0	0	0	
93,137	70,924	73,611		11702301241E	Public Hlth Emergency Prep PE12/FYE14	87,929	87,930	87,930	87,930	
0	6,700	0			PH Emer Prep Carryover Mini Grant	0	0	0	0	
419,700	0	0			ARRA Capital Improvement Program (CIP)/FYE11	0	0	0	0	
0	0	0		11402113095E	Youth Investment/FYE14	7,814	7,800	7,800	7,800	CCF
0	0	0		11402120097E	Title 19-Medicaid Administration/FYE14	12,500	12,500	12,500	12,500	CCF
0	0	0		11402303330E	FPS-Promoting Safe & Stable Families/FYE14	2,470	2,470	2,470	2,470	CCF
4250 State Grants										
44,703	54,394	59,624		11703301153E	Tobacco Grant/FYE14	59,485	59,480	59,480	59,480	
21,769	28,807	28,348		11703301146E	State Support/Public Health/FYE14	28,159	28,160	28,160	28,160	
7,156	6,885	6,875		11703301148E	Babies 1st Perinatal/FYE14	7,047	7,050	7,050	7,050	
0	4,091	4,075		11703301147E	Child & Adolescent (MCH)/FYE14	4,217	4,210	4,210	4,210	
18,179	4,987	5,285		11703301162E	Immunization Spec Payts (formerly Im Action)/FYE14	5,000	5,000	5,000	5,000	
2,260	2,170	2,171		11702113292E	Perinatal Maternity Case Mngmnt/FYE14	2,226	2,220	2,220	2,220	
32,500	0	0			Healthy Communities/FYE11	0	0	0	0	
0	300,000	300,000		11702303399E	Home Visiting (ACA)/FYE14	300,000	300,000	300,000	300,000	
10,041	10,041	10,041		11709702159E	Cacoon Grant/FYE14	10,080	10,080	10,080	10,080	
0	0	0		11403303083E	Great Start/FYE14	5,550	5,550	5,550	5,550	CCF
0	0	0		11403328276E	Community Dispute Resolution/FYE14	13,782	13,780	13,780	13,780	CCF
0	0	0		11403303088E	Healthy Start/FYE14	17,050	17,050	17,050	17,050	CCF
0	0	0		11403303091E	Basic Capacity (formerly Local Staffing)/FYE14	56,200	56,200	56,200	56,200	CCF
0	0	0		11404303401E	Title IV-E Foster Care (formerly Casey Fstr Care)/FYE14	6,000	6,000	6,000	6,000	CCF
0	0	0		11403319094E	High Risk Juvenile Crime Prevention/FYE14	10,350	10,350	10,350	10,350	CCF
0	0	0		11403303207E	Children, Youth & Families Flexible Funds/FYE14	5,550	5,550	5,550	5,550	CCF
0	0	0		11403330385E	Mftd Dwelling Pk Comm Resolution/FYE14	1,000	1,000	1,000	1,000	CCF
118	505	3,500	4269		Donations	2,000	2,000	2,000	2,000	
1,800	1,800	1,800	4280		Rent	0	0	0	0	
0	0	2,000	4290		Local/Community Funding	2,000	2,000	2,000	2,000	
0	40,192	45,000		11704506402E	TFCC Post Partum Depression Grant/FYE14 (170001)	40,192	40,190	40,190	40,190	
0	0	0		11409740415E	Care Oregon	50,000	50,000	50,000	50,000	CCF
0	0	0		11405504339E	Tillamook County Justice Court/Mediation Fees/FYE14	6,200	6,200	6,200	6,200	CCF
0	0	0		11409710416E	Tillamook SD #9 Education Foundation/FYE14	10,000	10,000	10,000	10,000	CCF
0	0	0		11409710417E	Juan Young Foundation/FYE14	10,000	10,000	10,000	10,000	CCF
34,157	28,754	40,000	4370		Health Dept Fees	26,200	26,200	26,200	26,200	
509,415	582,206	701,100	4371		Medicaid	1,284,521	1,284,520	1,284,520	1,284,520	
148,611	143,612	148,000	4372		Environmental Health	152,000	152,000	152,000	152,000	
225,357	296,405	300,800	4373		Self Pay (was Patient Fees)	188,794	188,790	188,790	188,790	
227,673	273,254	314,000	4374		Insurance (was Patient Insurance Fees)	703,201	703,200	703,200	703,200	
162,858	208,677	262,600	4375		Medicare	396,634	396,630	396,630	396,630	
22,013	102,796	125,000	4376		Prescription Program	176,000	176,000	176,000	176,000	
73,720	77,060	76,380	4378		School Contracts	76,800	76,800	76,800	76,800	
25,601	35,608	60,000	4379		Contracted Provider Svcs (TYAC & TCSO Contract)	66,500	66,500	66,500	66,500	
131,908	121,103	179,400	4381		FP Expansion Project Fees	127,900	127,900	127,900	127,900	
10,436	9,924	17,000	4384		Uncollectable Allowance	30,000	30,000	30,000	30,000	
174,349	214,058	314,000	4386		Medical Managed Care Fees	251,080	251,080	251,080	251,080	
0	85,000	89,250	4387		EHR Medicaid Incentive	85,000	85,000	85,000	85,000	
4,107	10,364	0	4670		Refunds & Reimbursements	0	0	0	0	
0	343	0	4671		Reimbursement/Health Insurance	0	0	0	0	
5,989	4,088	4,011	4690		Miscellaneous Revenue	4,200	4,200	4,200	4,200	
68	222	0	4699		Interest	600	600	600	600	
4,025,504	4,525,883	4,907,426			Total Operating Revenue	6,058,620	6,058,570	6,058,570	6,058,570	

Tillamook County
Statement of Budget
Fiscal Year July 1, 2013 - June 30, 2014
Revenues

Fund: 170 Health & Human Services
--

FY 10-11	FY 11-12	FY 12-13	Funding		Description	FY 13-14	FY 13-14	FY 13-14	FY 13-14	
Actual	Actual	Adopted	Acct No	Source Code		Requested	Proposed	Approved	Adopted	Department
Revenues										
101,789	(33,874)	0	4000		Beginning Balance	35,300	35,300	35,300	35,300	
0	22,882	0	4901		Issuance of Debt	0	0	0	0	
0	0	0	4800		Transfer from General Fund CCF Support	20,000	20,000	20,000	20,000	CCF
589,000	158,000	158,000	4800		Transfer from General Fund/for Public Health Progs	158,000	158,000	158,000	158,000	
690,789	147,008	158,000			Total Other Funding Sources	213,300	213,300	213,300	213,300	
<u>4,716,293</u>	<u>4,672,891</u>	<u>5,065,426</u>			Total Revenue	<u>6,271,920</u>	<u>6,271,870</u>	<u>6,271,870</u>	<u>6,271,870</u>	

Fund accounts for operations of the County health department. Includes Federal, State and Local funding.

Note: 03-04 Transfer from General Fund included \$250,000 to cover negative cash flow.

This amount was transferred back to General Fund in July 2004.

04-05 Transfer from General Fund included \$500,000 to cover negative cash flow.

This amount is scheduled to be transferred back to General Fund as funds will allow during future fiscal years.

10-11 Transfer from General Fund included \$431,000 to cover negative cash flow.

Beginning FY 2012-2013 Health Department budgeted by program. Actual history will remain in administration until FY 2014-2015.

Beginning FY 2013-2014 CCF moved to Health budget, renamed Health & Human Services. HHS fund accounts for County's statutory responsibility to utilize grant funding streams for CCF services. CCF history will remain in Fund 140.

Tillamook County
Statement of Budget
Fiscal Year July 1, 2013 - June 30, 2014
Expenditures

Fund:	170 Health & Human Services
Dept:	17000 HHS Admin

FY 10-11 Actual	FY 11-12 Actual	FY 12-13 Adopted	FTE	Acct No	Description	FTE	FY 13-14 Requested	FTE	FY 13-14 Proposed	FY 13-14 Approved	FY 13-14 Adopted
Expenditures											
64,529	59,109	65,312	0.75	5100	Department Head	0.90	81,216	0.90	81,210	81,210	81,210
433,129	406,906	87,558	1.50	5200	Management/Supervisory	1.75	97,290	1.75	97,290	97,290	97,290
712,982	579,958	0	0.00	5300	Professional/Technical	0.00	0	0.00	0	0	0
568,209	574,356	139,008	3.50	5400	Administrative/Clerical	3.75	160,410	3.75	160,410	160,410	160,410
37,482	37,895	7,930	0.20	5500	Skilled, Service & Maintenance Worker	0.20	8,136	0.20	8,140	8,140	8,140
287,736	379,514	0	0.00	5600	Part-Time/Temporary	0.00	0	0.00	0	0	0
2,585	10,308	3,300		5896	Out-of-Class Pay		0		0	0	0
65,570	20,436	0		5897	Leave Buy-Out		2,513		2,510	2,510	2,510
14,676	13,583	0		5899	Overtime		2,000		2,000	2,000	2,000
2,186,898	2,082,065	303,108	5.95		Total Salaries	6.60	351,565	6.60	351,560	351,560	351,560
157,752	151,336	24,414		5950	Employer's FICA		28,125		28,120	28,120	28,120
27,357	18,966	2,261		5955	Workers Compensation		2,545		2,550	2,550	2,550
7,440	36,100	0		5960	Unemployment		3,150		3,150	3,150	3,150
443,429	440,333	114,430		5965	Health Insurance		130,818		130,820	130,820	130,820
297,038	307,747	59,963		5970	Retirement		69,410		69,410	69,410	69,410
36,256	33,557	6,474		5980	VEBA		7,209		7,210	7,210	7,210
3,156,170	3,070,104	510,650			Total Personal Services		592,822		592,820	592,820	592,820
12,131	16,095	1,918		6001	Office Supplies		1,820		1,820	1,820	1,820
17,724	21,480	0		6004	Non-Capital Equipment		1,250		1,250	1,250	1,250
22,882	29,556	0		6005	Operating Supplies		0		0	0	0
2,621	1,960	0		6007	Small Tools & Minor Equipment		780		770	770	770
130,766	98,755	93,500		6009	Computer Software & Licensing		13,358		13,360	13,360	13,360
0	0	295		6011	Computer Supplies		260		260	260	260
3,745	4,542	0		6030	Fuel & Lubricants		0		0	0	0
90,505	64,699	0		6110	Drugs & Vaccines		0		0	0	0
28,609	65,036	0		6111	Patient Prescriptions		0		0	0	0
512	597	0		6112	Prescription Labeling		0		0	0	0
2,645	3,974	0		6114	Patient Special Needs		0		0	0	0
8	37	0		6115	Patient Transportation		0		0	0	0
270	0	0		6251	Uniforms		0		0	0	0
9,886	19,044	2,360		7001	Printing & Advertising		1,754		1,750	1,750	1,750
3,084	1,146	162		7003	Books & Publications		260		260	260	260
4,303	4,379	590		7005	Postage & Shipping		567		570	570	570
21,221	20,785	3,393		7007	Telephone		1,976		1,980	1,980	1,980
0	0	0		7012	Network Fees		234		230	230	230
1,969	2,054	295		7013	Bank Fees		312		310	310	310
223	438	0		7022	Public Relations		0		0	0	0
11,017	6,247	1,218		7050	Memberships & Dues		1,099		1,100	1,100	1,100
3,060	790	0		7054	Provider CME Training		0		0	0	0
24,210	22,358	2,729		7080	Travel/Training/Mileage		6,440		6,440	6,440	6,440
54,675	37,733	0		7101	Professional Services		0		0	0	0
161,974	354,545	0		7105	Contracted Services		25,000		25,000	25,000	25,000
17,733	17,589	0		7210	Lab Tests		0		0	0	0
89,715	97,115	9,700		7401	Rent		9,600		9,600	9,600	9,600
15,675	17,551	2,800		7410	Utilities		2,675		2,670	2,670	2,670
574	737	111		7415	Water Fees		104		100	100	100
1,030	999	148		7416	Sewer Fees		143		140	140	140
4,832	4,761	738		7420	Garbage Collection		858		860	860	860
12,354	16,798	590		7430	Janitorial Services		0		0	0	0
3,391	3,947	0		7431	Janitorial Supplies		520		520	520	520
1,881	4,498	295		7450	R&M Building & Grounds		390		390	390	390
8,931	2,985	590		7601	R&M/Office Equipment		1,235		1,230	1,230	1,230
2,407	2,601	0		7603	R&M/Vehicles		0		0	0	0
1,438	2,099	221		7605	R&M Equipment		337		340	340	340
10,810	10,865	1,475		7611	Storage Rental		1,573		1,570	1,570	1,570
7,017	3,477	0		7880	Rebates & Refunds		0		0	0	0
72,395	71,158	11,505		7881	Health Insurance/Retirees		88,000		88,000	88,000	88,000
0	958	0		7890	Principle		0		0	0	0
0	116	0		7891	Interest		0		0	0	0
9,677	21,596	3,686		7899	Misc Materials & Services		0		0	0	0
258,000	254,000	35,843		8001	Indirect Cost Allocation		39,780		39,780	39,780	39,780
9,309	9,345	1,401		8002	Intercounty/Insurance		1,040		1,040	1,040	1,040
3,452	5,730	738		8007	Intercounty/IS Support		650		650	650	650

Tillamook County
Statement of Budget
Fiscal Year July 1, 2013 - June 30, 2014
Expenditures

Fund:	170 Health & Human Services
Dept:	17000 HHS Admin

FY 10-11 Actual	FY 11-12 Actual	FY 12-13 Adopted	FTE	Acct No	Description	FTE	FY 13-14 Requested	FTE	FY 13-14 Proposed	FY 13-14 Approved	FY 13-14 Adopted
Expenditures											
1,138,661	1,325,175	176,301			Total Materials & Services		202,015		201,990	201,990	201,990
3,600	0	0		9020	Computers/Office Equipment		5,200		5,200	5,200	5,200
4,740	27,532	0		9030	Vehicles		0		0	0	0
391,996	20,587	0		9070	Construction in Progress		0		0	0	0
400,336	48,119	0			Total Capital Outlay		5,200		5,200	5,200	5,200
55,000	55,000	8,112		9800	Transfer to General Fund		0		0	0	0
55,000	55,000	8,112			Total Transfers Out		0		0	0	0
0	0	0		9900	Operating Contingency		0		0	0	0
0	0	0			Total Contingency		0		0	0	0
(33,874)	174,493	0					0		0	0	0
(33,874)	174,493	0			Total Unappr Ending Fund Bal		0		0	0	0
4,716,293	4,672,891	695,063			Total Expenditures		800,037		800,010	800,010	800,010

Current OMB A-87 Indirect Cost Allocation - \$360,767 Health & \$38,809 CCF
 Charged - \$306,000 Health & \$20,000 CCF

June 30, 2005 GF Transfer	\$ 500,000	
FY 05/06 Payment to GF	\$ 55,000	
FY 06/07 Payment to GF	\$ 55,000	
FY 07/08 Payment to GF	\$ 55,000	
FY 08/09 Payment to GF	\$ 55,000	
FY 09/10 Payment to GF	\$ 55,000	
FY 10/11 Payment to GF	\$ 55,000	
FY 11/12 Payment to GF	\$ 55,000	
FY 12/13 Payment to GF	\$ 55,000	
FY 13/14 Payment to GF	\$ 60,000	
June 30, 2014 Outstanding	\$ 0	for original GF transfer

General Fund transferred \$431,000 June 2011 for negative cash balance.

Tillamook County
Statement of Budget
Fiscal Year July 1, 2013 - June 30, 2014
Expenditures

Fund:	170 Health & Human Services
Dept:	17001 HHS Primary Care Central

FY 10-11 Actual	FY 11-12 Actual	FY 12-13 Adopted	FTE	Acct No	Description	FTE	FY 13-14 Requested	FTE	FY 13-14 Proposed	FY 13-14 Approved	FY 13-14 Adopted	
Expenditures												
0	0	290,338	2.80	5200	Management/Supervisory	2.00	158,160	2.00	158,160	158,160	158,160	
0	0	283,661	4.80	5300	Professional/Technical	14.45	920,210	14.45	920,210	920,210	920,210	
0	0	451,203	11.00	5400	Administrative/Clerical	9.00	383,880	9.00	383,880	383,880	383,880	
0	0	7,930	0.20	5500	Skilled, Service & Maintenance Worker	0.35	14,238	0.35	14,240	14,240	14,240	
0	0	180,444	1.80	5600	Part-Time/Temporary	0.20	37,440	0.20	37,440	37,440	37,440	
0	0	0		5896	Out-of-Class Pay		1,670		1,670	1,670	1,670	
0	0	4,125		5897	Leave Buy-Out		1,491		1,490	1,490	1,490	
0	0	0		5899	Overtime/On-Call		18,000		18,000	18,000	18,000	
0	0	0		5300	Performance Pay		100,000		100,000	100,000	100,000	
Total Salaries							26.00	1,635,089	26.00	1,635,090	1,635,090	1,635,090
0	0	97,274		5950	Employer's FICA		130,807		130,810	130,810	130,810	
0	0	15,333		5955	Workers Compensation		27,345		27,340	27,340	27,340	
0	0	0		5960	Unemployment		13,650		13,650	13,650	13,650	
0	0	315,162		5965	Health Insurance		412,165		412,160	412,160	412,160	
0	0	206,626		5970	Retirement		291,298		291,300	291,300	291,300	
0	0	20,079		5980	VEBA		25,140		25,140	25,140	25,140	
Total Personal Services							2,535,494	2,535,490	2,535,490	2,535,490	2,535,490	
0	0	7,134		6001	Office Supplies		7,420		7,420	7,420	7,420	
0	0	5,919		6004	Non-Capital Equipment		31,850		31,850	31,850	31,850	
0	0	17,739		6005	Operating Supplies		17,739		17,740	17,740	17,740	
0	0	1,183		6007	Small Tools & Minor Equipment		3,180		3,180	3,180	3,180	
0	0	1,083		6009	Computer Software & Licensing		54,458		54,460	54,460	54,460	
0	0	1,098		6011	Computer Supplies		1,060		1,060	1,060	1,060	
0	0	2,867		6030	Fuel & Lubricants		2,817		2,820	2,820	2,820	
0	0	40,800		6110	Drugs & Vaccines		48,073		48,070	48,070	48,070	
0	0	41,391		6111	Patient Prescriptions		54,991		54,990	54,990	54,990	
0	0	443		6112	Prescription Labeling		355		350	350	350	
0	0	1,774		6114	Patient Special Needs		2,720		2,720	2,720	2,720	
0	0	0		6115	Patient Transportation		118		120	120	120	
0	0	8,781		7001	Printing & Advertising		7,155		7,150	7,150	7,150	
0	0	604		7003	Books & Publications		1,060		1,060	1,060	1,060	
0	0	2,195		7005	Postage & Shipping		2,311		2,310	2,310	2,310	
0	0	12,622		7007	Telephone		8,056		8,060	8,060	8,060	
0	0	0		7012	Network Fees		954		950	950	950	
0	0	1,098		7013	Bank Fees		1,272		1,270	1,270	1,270	
0	0	229		7022	Public Relations		563		560	560	560	
0	0	4,533		7050	Memberships & Dues		4,479		4,480	4,480	4,480	
0	0	4,439		7054	Provider CME Training		7,986		7,990	7,990	7,990	
0	0	10,153		7080	Travel/Training/Mileage		13,500		13,500	13,500	13,500	
0	0	1,280		7101	Professional Services		5,457		5,460	5,460	5,460	
0	0	201,781		7105	Contracted Services		59,238		59,240	59,240	59,240	
0	0	11,826		7210	Lab Tests		17,737		17,740	17,740	17,740	
0	0	64,800		7401	Rent		71,280		71,280	71,280	71,280	
0	0	3,155		7410	Utilities		8,703		8,700	8,700	8,700	
0	0	412		7415	Water Fees		424		420	420	420	
0	0	549		7416	Sewer Fees		583		580	580	580	
0	0	2,744		7420	Garbage Collection		3,498		3,500	3,500	3,500	
0	0	2,000		7430	Janitorial Services		4,324		4,320	4,320	4,320	
0	0	2,195		7431	Janitorial Supplies		2,120		2,120	2,120	2,120	
0	0	1,098		7450	R&M Building & Grounds		1,590		1,590	1,590	1,590	
0	0	2,195		7601	R&M/Office Equipment		5,035		5,030	5,030	5,030	
0	0	1,147		7603	R&M/Vehicles		1,408		1,410	1,410	1,410	
0	0	823		7605	R&M Equipment		1,378		1,380	1,380	1,380	
0	0	5,488		7611	Storage Rental		6,413		6,410	6,410	6,410	
0	0	0		7880	Rebates & Refunds		1,331		1,330	1,330	1,330	
0	0	42,806		7881	Health Insurance/Retirees		0		0	0	0	
0	0	13,720		7899	Misc Materials & Services		0		0	0	0	
0	0	133,358		8001	Indirect Cost Allocation		162,180		162,180	162,180	162,180	
0	0	5,214		8002	Intercounty/Insurance		4,240		4,240	4,240	4,240	
0	0	2,744		8007	Intercounty/IS Support		2,650		2,650	2,650	2,650	
Total Materials & Services							631,706	631,690	631,690	631,690	631,690	

Tillamook County
Statement of Budget
Fiscal Year July 1, 2013 - June 30, 2014
Expenditures

Fund:	170 Health & Human Services
Dept:	17001 HHS Primary Care Central

FY 10-11 Actual	FY 11-12 Actual	FY 12-13 Adopted	FTE	Acct No	Description	FTE	FY 13-14 Requested	FTE	FY 13-14 Proposed	FY 13-14 Approved	FY 13-14 Adopted
Expenditures											
0	0	0		9015	Furniture/Fixtures		5,000		5,000	5,000	5,000
0	0	0		9020	Computers/Office Equipment		21,200		21,200	21,200	21,200
0	0	2,753		9030	Vehicles		0		0	0	0
0	0	5,919		9035	Clinical Equipment		10,000		10,000	10,000	10,000
<hr/>											
0	0	8,672		Total Capital Outlay			36,200		36,200	36,200	36,200
<hr/>											
0	0	30,184		9800	Transfer to General Fund		60,000		60,000	60,000	60,000
0	0	30,184		Total Transfers Out			60,000		60,000	60,000	60,000
<hr/>											
0	0	2,576,451		Total Expenditures			3,263,400		3,263,380	3,263,380	3,263,380
<hr/>											

Tillamook County
Statement of Budget
Fiscal Year July 1, 2013 - June 30, 2014
Expenditures

Fund:	170 Health & Human Services
Dept:	17001A HHS Primary Care North

FY 10-11 Actual	FY 11-12 Actual	FY 12-13 Adopted	FTE	Acct No	Description	FTE	FY 13-14 Requested	FTE	FY 13-14 Proposed	FY 13-14 Approved	FY 13-14 Adopted	
Expenditures												
0	0	35,798	0.20	5200	Management/Supervisory	0.00	0	0.00	0	0	0	
0	0	150,720	2.00	5300	Professional/Technical	0.20	13,248	0.20	13,250	13,250	13,250	
0	0	0	0.00	5400	Administrative/Clerical	1.60	52,944	1.60	52,940	52,940	52,940	
0	0	7,930	0.20	5500	Skilled, Service & Maintenance Worker	0.15	6,102	0.15	6,100	6,100	6,100	
0	0	0	0.00	5600	Part-Time/Temporary	0.40	108,180	0.40	108,180	108,180	108,180	
<hr/>												
0	0	194,448	2.40	Total Salaries			2.35	180,474	2.35	180,470	180,470	180,470
<hr/>												
0	0	15,556		5950	Employer's FICA		14,438		14,440	14,440	14,440	
0	0	4,073		5955	Workers Compensation		2,226		2,230	2,230	2,230	
0	0	0		5960	Unemployment		1,260		1,260	1,260	1,260	
0	0	39,284		5965	Health Insurance		41,822		41,820	41,820	41,820	
0	0	38,890		5970	Retirement		14,459		14,460	14,460	14,460	
0	0	2,664		5980	VEBA		2,601		2,600	2,600	2,600	
0	0	294,915		Total Personal Services			257,280		257,280	257,280	257,280	
<hr/>												
0	0	733		6001	Office Supplies		1,120		1,120	1,120	1,120	
0	0	988		6004	Non-Capital Equipment		2,350		2,350	2,350	2,350	
0	0	2,964		6005	Operating Supplies		2,964		2,960	2,960	2,960	
0	0	198		6007	Small Tools & Minor Equipment		480		480	480	480	
0	0	1,083		6009	Computer Software & Licensing		8,220		8,220	8,220	8,220	
0	0	113		6011	Computer Supplies		160		160	160	160	
0	0	405		6030	Fuel & Lubricants		405		400	400	400	
0	0	6,817		6110	Drugs & Vaccines		8,032		8,030	8,030	8,030	
0	0	6,916		6111	Patient Prescriptions		9,188		9,190	9,190	9,190	
0	0	74		6112	Prescription Labeling		59		60	60	60	
0	0	296		6114	Patient Special Needs		454		450	450	450	
0	0	0		6115	Patient Transportation		20		20	20	20	
0	0	902		7001	Printing & Advertising		1,080		1,080	1,080	1,080	
0	0	62		7003	Books & Publications		160		160	160	160	
0	0	226		7005	Postage & Shipping		349		350	350	350	
0	0	1,297		7007	Telephone		1,216		1,220	1,220	1,220	
0	0	0		7012	Network Fees		144		140	140	140	
0	0	113		7013	Bank Fees		192		190	190	190	
0	0	32		7022	Public Relations		0		0	0	0	
0	0	466		7050	Memberships & Dues		81		80	80	80	
0	0	741		7054	Provider CME Training		0		0	0	0	
0	0	1,044		7080	Travel/Training/Mileage		2,744		2,740	2,740	2,740	
0	0	1,280		7101	Professional Services		800		800	800	800	
0	0	33,716		7105	Contracted Services		1,413		1,410	1,410	1,410	
0	0	0		7152	On-Call Physicians		8,303		8,300	8,300	8,300	
0	0	1,976		7210	Lab Tests		0		0	0	0	
0	0	0		7211	Medical Services		2,964		2,960	2,960	2,960	
0	0	10,500		7401	Rent		10,500		10,500	10,500	10,500	
0	0	3,155		7410	Utilities		3,813		3,810	3,810	3,810	
0	0	42		7415	Water Fees		64		60	60	60	
0	0	56		7416	Sewer Fees		88		90	90	90	
0	0	282		7420	Garbage Collection		528		530	530	530	
0	0	0		7430	Janitorial Services		628		630	630	630	
0	0	226		7431	Janitorial Supplies		320		320	320	320	
0	0	113		7450	R&M Building & Grounds		240		240	240	240	
0	0	226		7601	R&M/Office Equipment		760		760	760	760	
0	0	162		7603	R&M/Vehicles		203		200	200	200	
0	0	85		7605	R&M Equipment		208		210	210	210	
0	0	0		7610	Equipment Rental		2,400		2,400	2,400	2,400	
0	0	564		7611	Storage Rental		968		970	970	970	
0	0	0		7880	Rebates & Refunds		345		340	340	340	
0	0	4,398		7881	Health Insurance/Retirees		0		0	0	0	
0	0	1,410		7899	Misc Materials & Services		0		0	0	0	
0	0	13,705		8001	Indirect Cost Allocation		24,480		24,480	24,480	24,480	
0	0	536		8002	Intercounty/Insurance		640		640	640	640	
0	0	282		8007	Intercounty/IS Support		400		400	400	400	
<hr/>												
0	0	98,184		Total Materials & Services			99,483		99,450	99,450	99,450	

Tillamook County
 Statement of Budget
 Fiscal Year July 1, 2013 - June 30, 2014
 Expenditures

Fund:	170 Health & Human Services
Dept:	17001A HHS Primary Care North

FY 10-11 Actual	FY 11-12 Actual	FY 12-13 Adopted	FTE	Acct No	Description	FTE	FY 13-14 Requested	FTE	FY 13-14 Proposed	FY 13-14 Approved	FY 13-14 Adopted
Expenditures											
0	0	0		9020	Computers/Office Equipment		3,200		3,200	3,200	3,200
0	0	389		9030	Vehicles		0		0	0	0
0	0	988		9035	Clinical Equipment		0		0	0	0
Total Capital Outlay							3,200		3,200	3,200	3,200
0	0	1,377									
0	0	3,102		9800	Transfer to General Fund		0		0	0	0
Total Transfers Out							0		0	0	0
0	0	3,102									
Total Expenditures							359,963		359,930	359,930	359,930
0	0	397,578									

Tillamook County
Statement of Budget
Fiscal Year July 1, 2013 - June 30, 2014
Expenditures

Fund:	170 Health & Human Services
Dept:	17001B HHS Primary Care South

FY 10-11 Actual	FY 11-12 Actual	FY 12-13 Adopted	FTE	Acct No	Description	FTE	FY 13-14 Requested	FTE	FY 13-14 Proposed	FY 13-14 Approved	FY 13-14 Adopted	
Expenditures												
0	0	65,499	1.20	5300	Professional/Technical	0.75	65,478	0.75	65,480	65,480	65,480	
0	0	0	0.00	5400	Administrative/Clerical	1.00	32,400	1.00	32,400	32,400	32,400	
0	0	68,640	0.60	5600	Part-Time/Temporary	0.00	0	0.00	0	0	0	
<hr/>												
0	0	134,139	1.80	Total Salaries			1.75	97,878	1.75	97,880	97,880	97,880
<hr/>												
0	0	10,730		5950	Employer's FICA		7,830		7,830	7,830	7,830	
0	0	2,711		5955	Workers Compensation		1,086		1,090	1,090	1,090	
0	0	0		5960	Unemployment		840		840	840	840	
0	0	11,711		5965	Health Insurance		39,937		39,940	39,940	39,940	
0	0	13,100		5970	Retirement		19,576		19,580	19,580	19,580	
0	0	1,260		5980	VEBA		1,821		1,820	1,820	1,820	
0	0	173,651		Total Personal Services			168,968		168,980	168,980	168,980	
<hr/>												
0	0	601		6001	Office Supplies		700		700	700	700	
0	0	887		6004	Non-Capital Equipment		2,000		2,000	2,000	2,000	
0	0	2,658		6005	Operating Supplies		2,658		2,660	2,660	2,660	
0	0	177		6007	Small Tools & Minor Equipment		300		300	300	300	
0	0	1,083		6009	Computer Software & Licensing		5,137		5,140	5,140	5,140	
0	0	92		6011	Computer Supplies		100		100	100	100	
0	0	354		6030	Fuel & Lubricants		354		350	350	350	
0	0	6,113		6110	Drugs & Vaccines		7,203		7,200	7,200	7,200	
0	0	6,202		6111	Patient Prescriptions		8,240		8,240	8,240	8,240	
0	0	66		6112	Prescription Labeling		53		50	50	50	
0	0	266		6114	Patient Special Needs		408		410	410	410	
0	0	0		6115	Patient Transportation		18		20	20	20	
0	0	739		7001	Printing & Advertising		675		670	670	670	
0	0	51		7003	Books & Publications		100		100	100	100	
0	0	185		7005	Postage & Shipping		218		220	220	220	
0	0	1,063		7007	Telephone		760		760	760	760	
0	0	0		7012	Network Fees		90		90	90	90	
0	0	92		7013	Bank Fees		120		120	120	120	
0	0	28		7022	Public Relations		0		0	0	0	
0	0	382		7050	Memberships & Dues		71		70	70	70	
0	0	665		7054	Provider CME Training		0		0	0	0	
0	0	854		7080	Travel/Training/Mileage		2,369		2,370	2,370	2,370	
0	0	1,280		7101	Professional Services		500		500	500	500	
0	0	30,235		7105	Contracted Services		1,330		1,330	1,330	1,330	
0	0	0		7152	On-Call Physicians		7,257		7,260	7,260	7,260	
0	0	1,772		7210	Lab Tests		0		0	0	0	
0	0	0		7211	Medical Services		2,658		2,660	2,660	2,660	
0	0	15,000		7401	Rent		9,000		9,000	9,000	9,000	
0	0	2,500		7410	Utilities		821		820	820	820	
0	0	35		7415	Water Fees		40		40	40	40	
0	0	46		7416	Sewer Fees		55		60	60	60	
0	0	231		7420	Garbage Collection		330		330	330	330	
0	0	6,000		7430	Janitorial Services		9,240		9,240	9,240	9,240	
0	0	185		7431	Janitorial Supplies		200		200	200	200	
0	0	92		7450	R&M Building & Grounds		150		150	150	150	
0	0	185		7601	R&M/Office Equipment		475		480	480	480	
0	0	142		7603	R&M/Vehicles		177		180	180	180	
0	0	69		7605	R&M Equipment		130		130	130	130	
0	0	0		7610	Equipment Rental		2,400		2,400	2,400	2,400	
0	0	462		7611	Storage Rental		605		600	600	600	
0	0	0		7880	Rebates & Refunds		324		320	320	320	
0	0	3,604		7881	Health Insurance/Retirees		0		0	0	0	
0	0	1,155		7899	Misc Materials & Services		0		0	0	0	
0	0	11,227		8001	Indirect Cost Allocation		15,300		15,300	15,300	15,300	
0	0	439		8002	Intercounty/Insurance		400		400	400	400	
0	0	231		8007	Intercounty/IS Support		250		250	250	250	
<hr/>												
0	0	97,448		Total Materials & Services			83,216		83,220	83,220	83,220	
<hr/>												
0	0	0		9020	Computers/Office Equipment		2,000		2,000	2,000	2,000	
0	0	340		9030	Vehicles		0		0	0	0	

Tillamook County
 Statement of Budget
 Fiscal Year July 1, 2013 - June 30, 2014
 Expenditures

Fund:	170 Health & Human Services
Dept:	17001B HHS Primary Care South

FY 10-11 Actual	FY 11-12 Actual	FY 12-13 Adopted	FTE	Acct No	Description	FTE	FY 13-14 Requested	FTE	FY 13-14 Proposed	FY 13-14 Approved	FY 13-14 Adopted
Expenditures											
0	0	887		9035	Clinical Equipment		0		0	0	0
Total Capital Outlay							2,000		2,000	2,000	2,000
0	0	2,541		9800	Transfer to General Fund		0		0	0	0
Total Transfers Out							0		0	0	0
Total Expenditures							254,184		254,200	254,200	254,200

Tillamook County
 Statement of Budget
 Fiscal Year July 1, 2013 - June 30, 2014
 Expenditures

Fund:	170 Health & Human Services
Dept:	17002 HHS Dental

FY 10-11 Actual	FY 11-12 Actual	FY 12-13 Adopted	FTE	Acct No	Description	FTE	FY 13-14 Requested	FTE	FY 13-14 Proposed	FY 13-14 Approved	FY 13-14 Adopted
Expenditures											
0	0	0	0.00	5100	Department Head	0.00	0	0.00	0	0	0
Total Salaries						0.00	0	0.00	0	0	0
0	0	0		5950	Employer's FICA		0		0	0	0
0	0	0		5955	Workers Compensation		0		0	0	0
0	0	0		5965	Health Insurance		0		0	0	0
0	0	0		5970	Retirement		0		0	0	0
0	0	0		5980	VEBA		0		0	0	0
Total Personal Services							0		0	0	0
0	0	100,750		7105	Contracted Services		100,750		100,750	100,750	100,750
Total Materials & Services							100,750		100,750	100,750	100,750
0	0	0		9035	Clinical Equipment		0		0	0	0
Total Capital Outlay							0		0	0	0
0	0	0		9800	Transfer to General Fund		0		0	0	0
Total Transfers Out							0		0	0	0
Total Expenditures							100,750		100,750	100,750	100,750

Tillamook County
Statement of Budget
Fiscal Year July 1, 2013 - June 30, 2014
Expenditures

Fund:	170 Health & Human Services
Dept:	17003 HHS Public Health

FY 10-11 Actual	FY 11-12 Actual	FY 12-13 Adopted	FTE	Acct No	Description	FTE	FY 13-14 Requested	FTE	FY 13-14 Proposed	FY 13-14 Approved	FY 13-14 Adopted
Expenditures											
0	0	81,024	1.00	5200	Management/Supervisory	1.00	80,640	1.00	80,640	80,640	80,640
0	0	63,312	1.00	5300	Professional/Technical	1.00	64,920	1.00	64,920	64,920	64,920
0	0	64,392	1.25	5400	Administrative/Clerical	1.49	75,082	1.49	75,080	75,080	75,080
0	0	7,930	0.20	5500	Skilled, Service & Maintenance Worker	0.20	8,136	0.20	8,140	8,140	8,140
0	0	0	0.00	5600	Part-Time/Temporary	0.51	25,944	0.51	25,940	25,940	25,940
<hr/>											
0	0	216,658	3.45		Total Salaries	4.20	254,722	4.20	254,720	254,720	254,720
<hr/>											
0	0	17,332		5950	Employer's FICA		20,378		20,380	20,380	20,380
0	0	3,487		5955	Workers Compensation		6,625		6,620	6,620	6,620
0	0	0		5960	Unemployment		2,100		2,100	2,100	2,100
0	0	77,660		5965	Health Insurance		80,820		80,820	80,820	80,820
0	0	43,332		5970	Retirement		45,756		45,760	45,760	45,760
0	0	3,700		5980	VEBA		3,801		3,800	3,800	3,800
0	0	362,169			Total Personal Services		414,202		414,200	414,200	414,200
<hr/>											
0	0	1,084		6001	Office Supplies		1,400		1,400	1,400	1,400
0	0	1,250		6004	Non-Capital Equipment		2,500		2,500	2,500	2,500
0	0	3,774		6005	Operating Supplies		3,774		3,770	3,770	3,770
0	0	252		6007	Small Tools & Minor Equipment		600		600	600	600
0	0	1,083		6009	Computer Software & Licensing		10,275		10,280	10,280	10,280
0	0	167		6011	Computer Supplies		200		200	200	200
0	0	540		6030	Fuel & Lubricants		540		540	540	540
0	0	8,680		6110	Drugs & Vaccines		10,228		10,230	10,230	10,230
0	0	8,806		6111	Patient Prescriptions		11,699		11,700	11,700	11,700
0	0	94		6112	Prescription Labeling		75		70	70	70
0	0	377		6114	Patient Special Needs		579		580	580	580
0	0	0		6115	Patient Transportation		25		20	20	20
0	0	1,334		7001	Printing & Advertising		1,350		1,350	1,350	1,350
0	0	92		7003	Books & Publications		200		200	200	200
0	0	334		7005	Postage & Shipping		436		440	440	440
0	0	1,918		7007	Telephone		1,520		1,520	1,520	1,520
0	0	0		7012	Network Fees		180		180	180	180
0	0	167		7013	Bank Fees		240		240	240	240
0	0	43		7022	Public Relations		0		0	0	0
0	0	689		7050	Memberships & Dues		108		110	110	110
0	0	938		7054	Provider CME Training		0		0	0	0
0	0	1,543		7080	Travel/Training/Mileage		2,245		2,240	2,240	2,240
0	0	1,280		7101	Professional Services		4,420		4,420	4,420	4,420
0	0	42,929		7105	Contracted Services		15,000		15,000	15,000	15,000
0	0	0		7152	On-Call Physicians		62,970		62,970	62,970	62,970
0	0	2,516		7210	Lab Tests		0		0	0	0
0	0	0		7211	Medical Services		3,774		3,770	3,770	3,770
0	0	1,080		7410	Utilities		2,182		2,180	2,180	2,180
0	0	63		7415	Water Fees		80		80	80	80
0	0	83		7416	Sewer Fees		110		110	110	110
0	0	417		7420	Garbage Collection		660		660	660	660
0	0	334		7430	Janitorial Services		800		800	800	800
0	0	0		7431	Janitorial Supplies		400		400	400	400
0	0	167		7450	R&M Building & Grounds		300		300	300	300
0	0	334		7601	R&M/Office Equipment		950		950	950	950
0	0	216		7603	R&M/Vehicles		270		270	270	270
0	0	125		7605	R&M Equipment		260		260	260	260
0	0	834		7611	Storage Rental		1,210		1,210	1,210	1,210
0	0	6,505		7881	Health Insurance/Retirees		0		0	0	0
0	0	2,085		7899	Misc Materials & Services		0		0	0	0
0	0	20,266		8001	Indirect Cost Allocation		30,600		30,600	30,600	30,600
0	0	792		8002	Intercounty/Insurance		800		800	800	800
0	0	417		8007	Intercounty/IS Support		500		500	500	500
<hr/>											
0	0	113,608			Total Materials & Services		173,460		173,450	173,450	173,450
<hr/>											
0	0	0		9020	Computers/Office Equipment		22,000		22,000	22,000	22,000
0	0	518		9030	Vehicles		0		0	0	0
0	0	1,250		9035	Clinical Equipment		0		0	0	0

Tillamook County
 Statement of Budget
 Fiscal Year July 1, 2013 - June 30, 2014
 Expenditures

Fund:	170 Health & Human Services
Dept:	17003 HHS Public Health

FY 10-11 Actual	FY 11-12 Actual	FY 12-13 Adopted	FTE	Acct No	Description	FTE	FY 13-14 Requested	FTE	FY 13-14 Proposed	FY 13-14 Approved	FY 13-14 Adopted
Expenditures											
0	0	1,768			Total Capital Outlay		22,000		22,000	22,000	22,000
0	0	4,587		9800	Transfer to General Fund		0		0	0	0
0	0	4,587			Total Transfers Out		0		0	0	0
0	0	482,132			Total Expenditures		609,662		609,650	609,650	609,650

Tillamook County
Statement of Budget
Fiscal Year July 1, 2013 - June 30, 2014
Expenditures

Fund:	170 Health & Human Services
Dept:	17003A HHS Public Health Field Services

FY 10-11 Actual	FY 11-12 Actual	FY 12-13 Adopted	FTE	Acct No	Description	FTE	FY 13-14 Requested	FTE	FY 13-14 Proposed	FY 13-14 Approved	FY 13-14 Adopted
Expenditures											
0	0	92,352	1.60	5300	Professional/Technical	1.80	104,112	1.80	104,110	104,110	104,110
0	0	0	0.00	5400	Administrative/Clerical	0.04	1,594	0.04	1,590	1,590	1,590
0	0	28,932	0.47	5600	Part-Time/Temporary	0.00	0	0.00	0	0	0
<hr/>											
0	0	121,284	2.07	Total Salaries		1.84	105,706	1.84	105,700	105,700	105,700
<hr/>											
0	0	9,703		5950	Employer's FICA		8,456		8,460	8,460	8,460
0	0	2,527		5955	Workers Compensation		4,314		4,310	4,310	4,310
0	0	0		5960	Unemployment		0		0	0	0
0	0	27,044		5965	Health Insurance		26,960		26,960	26,960	26,960
0	0	18,470		5970	Retirement		21,141		21,140	21,140	21,140
0	0	2,040		5980	VEBA		2,193		2,190	2,190	2,190
<hr/>											
0	0	181,068		Total Personal Services			168,770		168,760	168,760	168,760
<hr/>											
0	0	690		6001	Office Supplies		700		700	700	700
0	0	956		6004	Non-Capital Equipment		0		0	0	0
0	0	2,865		6005	Operating Supplies		2,865		2,870	2,870	2,870
0	0	191		6007	Small Tools & Minor Equipment		300		300	300	300
0	0	1,083		6009	Computer Software & Licensing		5,138		5,140	5,140	5,140
0	0	106		6011	Computer Supplies		100		100	100	100
0	0	388		6030	Fuel & Lubricants		389		390	390	390
0	0	6,590		6110	Drugs & Vaccines		7,764		7,760	7,760	7,760
0	0	6,685		6111	Patient Prescriptions		8,882		8,880	8,880	8,880
0	0	72		6112	Prescription Labeling		57		60	60	60
0	0	287		6114	Patient Special Needs		439		440	440	440
0	0	0		6115	Patient Transportation		19		20	20	20
0	0	850		7001	Printing & Advertising		675		670	670	670
0	0	58		7003	Books & Publications		100		100	100	100
0	0	212		7005	Postage & Shipping		218		220	220	220
0	0	1,221		7007	Telephone		760		760	760	760
0	0	0		7012	Network Fees		90		90	90	90
0	0	106		7013	Bank Fees		120		120	120	120
0	0	31		7022	Public Relations		78		80	80	80
0	0	439		7050	Memberships & Dues		423		420	420	420
0	0	717		7054	Provider CME Training		0		0	0	0
0	0	983		7080	Travel & Mileage		500		500	500	500
0	0	23,600		7101	Professional Services		0		0	0	0
0	0	32,589		7105	Contracted Services		187,964		187,960	187,960	187,960
0	0	1,910		7210	Lab Tests		2,865		2,870	2,870	2,870
0	0	3,155		7410	Utilities		821		820	820	820
0	0	40		7415	Water Fees		40		40	40	40
0	0	53		7416	Sewer Fees		55		60	60	60
0	0	266		7420	Garbage Collection		330		330	330	330
0	0	212		7430	Janitorial Services		607		610	610	610
0	0	0		7431	Janitorial Supplies		200		200	200	200
0	0	106		7450	R&M Building & Grounds		150		150	150	150
0	0	212		7601	R&M/Office Equipment		475		480	480	480
0	0	155		7603	R&M/Vehicles		194		190	190	190
0	0	80		7605	R&M Equipment		130		130	130	130
0	0	531		7611	Storage Rental		605		610	610	610
0	0	4,142		7881	Health Insurance/Retirees		0		0	0	0
0	0	1,328		7899	Misc Materials & Services		22,000		22,000	22,000	22,000
0	0	12,903		8001	Indirect Cost Allocation		15,300		15,300	15,300	15,300
0	0	504		8002	Intercounty/Insurance		400		400	400	400
0	0	266		8007	Intercounty/IS Support		250		250	250	250
<hr/>											
0	0	106,582		Total Materials & Services			262,003		262,020	262,020	262,020
<hr/>											
0	0	0		9020	Computers/Office Equipment		2,000		2,000	2,000	2,000
0	0	372		9030	Vehicles		0		0	0	0
0	0	956		9035	Clinical Equipment		6,500		6,500	6,500	6,500
<hr/>											
0	0	1,328		Total Capital Outlay			8,500		8,500	8,500	8,500
<hr/>											
0	0	2,921		9800	Transfer to General Fund		0		0	0	0

Tillamook County
 Statement of Budget
 Fiscal Year July 1, 2013 - June 30, 2014
 Expenditures

Fund:	170 Health & Human Services
Dept:	17003A HHS Public Health Field Services

FY 10-11 Actual	FY 11-12 Actual	FY 12-13 Adopted	FTE	Acct No	Description	FTE	FY 13-14 Requested	FTE	FY 13-14 Proposed	FY 13-14 Approved	FY 13-14 Adopted
Expenditures											
0	0	2,921			Total Transfers Out		0		0	0	0
Total Expenditures							439,273		439,280	439,280	439,280

Tillamook County
Statement of Budget
Fiscal Year July 1, 2013 - June 30, 2014
Expenditures

Fund:	170 Health & Human Services
Dept:	17004 HHS Environmental Health

FY 10-11 Actual	FY 11-12 Actual	FY 12-13 Adopted	FTE	Acct No	Description	FTE	FY 13-14 Requested	FTE	FY 13-14 Proposed	FY 13-14 Approved	FY 13-14 Adopted
Expenditures											
0	0	52,433	0.70	5200	Management/Supervisory	0.70	54,264	0.70	54,260	54,260	54,260
0	0	40,332	1.00	5300	Professional/Technical	1.00	43,440	1.00	43,440	43,440	43,440
0	0	30,730	0.80	5400	Administrative/Clerical	0.27	10,757	0.27	10,760	10,760	10,760
0	0	7,930	0.20	5500	Skilled, Service & Maintenance Worker	0.10	4,068	0.10	4,070	4,070	4,070
0	0	1,236	0.02	5600	Part-Time/Temporary	0.02	1,082	0.02	1,080	1,080	1,080
<hr/>											
0	0	132,661	2.72	Total Salaries		2.09	113,611	2.09	113,610	113,610	113,610
<hr/>											
0	0	10,613		5950	Employer's FICA		9,089		9,090	9,090	9,090
0	0	1,254		5955	Workers Compensation		1,087		1,090	1,090	1,090
0	0	0		5960	Unemployment		0		0	0	0
0	0	31,480		5965	Health Insurance		14,073		14,070	14,070	14,070
0	0	26,285		5970	Retirement		22,506		22,510	22,510	22,510
0	0	3,445		5980	VEBA		2,577		2,580	2,580	2,580
0	0	205,738		Total Personal Services			162,943		162,950	162,950	162,950
<hr/>											
0	0	840		6001	Office Supplies		700		700	700	700
0	0	0		6007	Small Tools & Minor Equipment		300		300	300	300
0	0	1,083		6009	Computer Software & Licensing		5,138		5,140	5,140	5,140
0	0	129		6011	Computer Supplies		100		100	100	100
0	0	446		6030	Fuel & Lubricants		446		450	450	450
0	0	1,034		7001	Printing & Advertising		675		680	680	680
0	0	71		7003	Books & Publications		100		100	100	100
0	0	258		7005	Postage & Shipping		218		220	220	220
0	0	1,486		7007	Telephone		760		760	760	760
0	0	0		7012	Network Fees		90		90	90	90
0	0	129		7013	Bank Fees		120		120	120	120
0	0	36		7022	Public Relations		89		90	90	90
0	0	534		7050	Memberships & Dues		423		420	420	420
0	0	1,195		7080	Travel/Training/Mileage		3,400		3,400	3,400	3,400
0	0	1,280		7101	Professional Services		10,000		10,000	10,000	10,000
0	0	0		7105	Contracted Services		9,143		9,140	9,140	9,140
0	0	3,155		7410	Utilities		820		820	820	820
0	0	48		7415	Water Fees		40		40	40	40
0	0	65		7416	Sewer Fees		55		60	60	60
0	0	323		7420	Garbage Collection		330		330	330	330
0	0	258		7430	Janitorial Services		0		0	0	0
0	0	0		7431	Janitorial Supplies		200		200	200	200
0	0	129		7450	R&M Building & Grounds		150		150	150	150
0	0	258		7601	R&M/Office Equipment		475		480	480	480
0	0	178		7603	R&M/Vehicles		224		220	220	220
0	0	97		7605	R&M Equipment		130		130	130	130
0	0	646		7611	Storage Rental		605		600	600	600
0	0	5,039		7881	Health Insurance/Retirees		0		0	0	0
0	0	1,615		7899	Misc Materials & Services		0		0	0	0
0	0	15,698		8001	Indirect Cost Allocation		15,300		15,300	15,300	15,300
0	0	614		8002	Intercounty/Insurance		400		400	400	400
0	0	323		8007	Intercounty/IS Support		250		250	250	250
<hr/>											
0	0	36,967		Total Materials & Services			50,681		50,690	50,690	50,690
<hr/>											
0	0	0		9020	Computers/Office Equipment		2,000		2,000	2,000	2,000
0	0	428		9030	Vehicles		0		0	0	0
<hr/>											
0	0	428		Total Capital Outlay			2,000		2,000	2,000	2,000
<hr/>											
0	0	3,553		9800	Transfer to General Fund		0		0	0	0
0	0	3,553		Total Transfers Out			0		0	0	0
<hr/>											
0	0	246,686		Total Expenditures			215,624		215,640	215,640	215,640

Tillamook County
 Statement of Budget
 Fiscal Year July 1, 2013 - June 30, 2014
 Expenditures

Fund:	170 Health & Human Services
Dept:	17005 HHS Behavioral Health

FY 10-11 Actual	FY 11-12 Actual	FY 12-13 Adopted	FTE	Acct No	Description	FTE	FY 13-14 Requested	FTE	FY 13-14 Proposed	FY 13-14 Approved	FY 13-14 Adopted
Expenditures											
0	0	0	0.00	5100	Department Head	0.00	0	0.00	0	0	0
<hr/>											
0	0	0	0.00	Total Salaries		0.00	0	0.00	0	0	0
<hr/>											
0	0	0		5950	Employer's FICA		0		0	0	0
0	0	0		5955	Workers Compensation		0		0	0	0
0	0	0		5965	Health Insurance		0		0	0	0
0	0	0		5970	Retirement		0		0	0	0
0	0	0		5980	VEBA		0		0	0	0
0	0	0		Total Personal Services			0		0	0	0
<hr/>											
0	0	0		6001	Office Supplies		140		140	140	140
0	0	0		6007	Small Tools & Minor Equipment		60		60	60	60
0	0	0		6009	Computer Software & Licensing		1,028		1,030	1,030	1,030
0	0	0		6011	Computer Supplies		20		20	20	20
0	0	0		6030	Fuel & Lubricants		50		50	50	50
0	0	0		7001	Printing & Advertising		135		140	140	140
0	0	0		7003	Books & Publications		20		20	20	20
0	0	0		7005	Postage & Shipping		44		40	40	40
0	0	0		7007	Telephone		152		150	150	150
0	0	0		7012	Network Fees		18		20	20	20
0	0	0		7013	Bank Fees		24		20	20	20
0	0	0		7022	Public Relations		10		10	10	10
0	0	0		7050	Membership & Dues		85		90	90	90
0	0	0		7080	Travel/Training/Mileage		100		100	100	100
0	0	0		7105	Contracted Services		1,025		1,020	1,020	1,020
0	0	0		7410	Utilities		164		160	160	160
0	0	0		7415	Water Fees		8		10	10	10
0	0	0		7416	Sewer Fees		11		10	10	10
0	0	0		7420	Garbage Collection		66		70	70	70
0	0	0		7431	Janitorial Supplies		40		40	40	40
0	0	0		7450	R&M/Building & Grounds		30		30	30	30
0	0	0		7601	R&M/Office Equipment		95		100	100	100
0	0	0		7603	R&M/Vehicles		25		20	20	20
0	0	0		7605	R&M/Equipment		26		30	30	30
0	0	0		7611	Storage Rental		120		120	120	120
0	0	0		8001	Indirect Cost Allocation		3,060		3,060	3,060	3,060
0	0	0		8002	Intercounty/Insurance		80		80	80	80
0	0	0		8007	Intercounty/IS Support		50		50	50	50
<hr/>											
0	0	0		Total Materials & Services			6,686		6,690	6,690	6,690
<hr/>											
0	0	0		9020	Computers/Office Equipment		400		400	400	400
<hr/>											
0	0	0		Total Capital Outlay			400		400	400	400
<hr/>											
0	0	0		9800	Transfer to General Fund		0		0	0	0
0	0	0		Total Transfers Out			0		0	0	0
<hr/>											
0	0	0		Total Expenditures			7,086		7,090	7,090	7,090

Tillamook County
 Statement of Budget
 Fiscal Year July 1, 2013 - June 30, 2014
 Expenditures

Fund:	170 Health & Human Services
Dept:	17006 HHS CCF

FY 10-11 Actual	FY 11-12 Actual	FY 12-13 Adopted	FTE	Acct No	Description	FTE	FY 13-14 Requested	FTE	FY 13-14 Proposed	FY 13-14 Approved	FY 13-14 Adopted
Expenditures											
0	0	0	0.00	5100	Department Head	0.10	9,024	0.10	9,020	9,020	9,020
0	0	0	0.00	5200	Management/Supervisory	0.25	13,470	0.25	13,470	13,470	13,470
0	0	0	0.00	5400	Administrative/Clerical	0.25	10,470	0.25	10,470	10,470	10,470
0	0	0		5897	Leave Buy-Out		174		170	170	170
Total Salaries						0.60	33,138	0.60	33,130	33,130	33,130
0	0	0		5950	Employer's FICA		2,650		2,650	2,650	2,650
0	0	0		5955	Workers Compensation		351		350	350	350
0	0	0		5960	Unemployment		0		0	0	0
0	0	0		5965	Health Insurance		9,786		9,790	9,790	9,790
0	0	0		5970	Retirement		6,593		6,590	6,590	6,590
0	0	0		5980	VEBA		930		930	930	930
Total Personal Services							53,448		53,440	53,440	53,440
0	0	0		6001	Office Supplies		1,000		1,000	1,000	1,000
0	0	0		7001	Printing & Advertising		500		500	500	500
0	0	0		7007	Telephone		1,000		1,000	1,000	1,000
0	0	0		7022	Public Relations		500		500	500	500
0	0	0		7050	Memberships & Dues		500		500	500	500
0	0	0		7899	Misc Materials & Services		0		0	0	0
0	0	0		8001	Indirect Cost Allocation		5,000		5,000	5,000	5,000
Total Materials & Services							8,500		8,500	8,500	8,500
0	0	0		9020	Computers/Office Equipment		0		0	0	0
Total Capital Outlay							0		0	0	0
0	0	0		9800	Transfer to General Fund		0		0	0	0
Total Transfers Out							0		0	0	0
Total Expenditures							61,948		61,940	61,940	61,940

Tillamook County
Statement of Budget
Fiscal Year July 1, 2013 - June 30, 2014
Expenditures

Fund:	170 Health & Human Services
Dept:	17007 HHS Early Learning Council

FY 10-11 Actual	FY 11-12 Actual	FY 12-13 Adopted	FTE	Acct No	Description	FTE	FY 13-14 Requested	FTE	FY 13-14 Proposed	FY 13-14 Approved	FY 13-14 Adopted
Expenditures											
0	0	0	0.00	5100	Department Head	0.00	0	0.00	0	0	0
0	0	0	0.00	5200	Management/Supervisory	0.00	0	0.00	0	0	0
0	0	0	0.00	5400	Administrative/Clerical	0.00	0	0.00	0	0	0
0	0	0		5897	Leave Buy-Out		0		0	0	0
Total Salaries						0.00	0	0.00	0	0	0
0	0	0		5950	Employer's FICA		0		0	0	0
0	0	0		5955	Workers Compensation		0		0	0	0
0	0	0		5960	Unemployment		0		0	0	0
0	0	0		5965	Health Insurance		0		0	0	0
0	0	0		5970	Retirement		0		0	0	0
0	0	0		5980	VEBA		0		0	0	0
Total Personal Services							0		0	0	0
0	0	0		6001	Office Supplies		0		0	0	0
0	0	0		7001	Printing & Advertising		0		0	0	0
0	0	0		7080	Travel/Training/Mileage		1,200		1,200	1,200	1,200
0	0	0		7105	Contracted Services		74,120		74,120	74,120	74,120
0	0	0		7899	Misc Materials & Services		1,500		1,500	1,500	1,500
0	0	0		8001	Indirect Cost Allocation		5,000		5,000	5,000	5,000
Total Materials & Services							81,820		81,820	81,820	81,820
0	0	0		9020	Computers/Office Equipment		0		0	0	0
Total Capital Outlay							0		0	0	0
0	0	0		9800	Transfer to General Fund		0		0	0	0
Total Transfers Out							0		0	0	0
Total Expenditures							81,820		81,820	81,820	81,820

Tillamook County
Statement of Budget
Fiscal Year July 1, 2013 - June 30, 2014
Expenditures

Fund:	170 Health & Human Services
Dept:	17008 HHS Youth Development Council

FY 10-11 Actual	FY 11-12 Actual	FY 12-13 Adopted	FTE	Acct No	Description	FTE	FY 13-14 Requested	FTE	FY 13-14 Proposed	FY 13-14 Approved	FY 13-14 Adopted
Expenditures											
0	0	0	0.00	5100	Department Head	0.00	0	0.00	0	0	0
0	0	0	0.00	5200	Management/Supervisory	0.00	0	0.00	0	0	0
0	0	0	0.00	5400	Administrative/Clerical	0.00	0	0.00	0	0	0
0	0	0		5897	Leave Buy-Out		0		0	0	0
Total Salaries						0.00	0	0.00	0	0	0
0	0	0		5950	Employer's FICA		0		0	0	0
0	0	0		5955	Workers Compensation		0		0	0	0
0	0	0		5960	Unemployment		0		0	0	0
0	0	0		5965	Health Insurance		0		0	0	0
0	0	0		5970	Retirement		0		0	0	0
0	0	0		5980	VEBA		0		0	0	0
Total Personal Services							0		0	0	0
0	0	0		7105	Contracted Services		18,164		18,160	18,160	18,160
0	0	0		7899	Misc Materials & Services		0		0	0	0
0	0	0		8001	Indirect Cost Allocation		5,000		5,000	5,000	5,000
Total Materials & Services							23,164		23,160	23,160	23,160
0	0	0		9020	Computers/Office Equipment		0		0	0	0
Total Capital Outlay							0		0	0	0
0	0	0		9800	Transfer to General Fund		0		0	0	0
Total Transfers Out							0		0	0	0
Total Expenditures							23,164		23,160	23,160	23,160

Tillamook County
Statement of Budget
Fiscal Year July 1, 2013 - June 30, 2014
Expenditures

Fund:	170 Health & Human Services
Dept:	17009 HHS Conflict Solutions for Tillamook County

FY 10-11 Actual	FY 11-12 Actual	FY 12-13 Adopted	FTE	Acct No	Description	FTE	FY 13-14 Requested	FTE	FY 13-14 Proposed	FY 13-14 Approved	FY 13-14 Adopted
Expenditures											
0	0	0	0.00	5400	Administrative/Clerical	0.50	24,706	0.50	24,710	24,710	24,710
0	0	0		5897	Leave Buy-Out		0				
<hr/>											
0	0	0	0.00		Total Salaries	0.50	24,706	0.50	24,710	24,710	24,710
<hr/>											
0	0	0		5950	Employer's FICA		1,977		1,980	1,980	1,980
0	0	0		5955	Workers Compensation		133		130	130	130
0	0	0		5960	Unemployment		0		0	0	0
0	0	0		5965	Health Insurance		4,617		4,620	4,620	4,620
0	0	0		5970	Retirement		4,848		4,850	4,850	4,850
0	0	0		5980	VEBA		510		510	510	510
<hr/>											
0	0	0			Total Personal Services		36,791		36,800	36,800	36,800
<hr/>											
0	0	0		7105	Contracted Services		12,000		12,000	12,000	12,000
0	0	0		7899	Misc Materials & Services		1,218		1,220	1,220	1,220
0	0	0		8001	Indirect Cost Allocation		5,000		5,000	5,000	5,000
<hr/>											
0	0	0			Total Materials & Services		18,218		18,220	18,220	18,220
<hr/>											
0	0	0		9020	Computers/Office Equipment		0		0	0	0
<hr/>											
0	0	0			Total Capital Outlay		0		0	0	0
<hr/>											
0	0	0		9800	Transfer to General Fund		0		0	0	0
<hr/>											
0	0	0			Total Transfers Out		0		0	0	0
<hr/>											
0	0	0			Total Expenditures		55,009		55,020	55,020	55,020

Tillamook County
Statement of Budget
Fiscal Year July 1, 2013 - June 30, 2014

Fund:	170 Health & Human Services
--------------	--

Summary

FY 10-11 Actual	FY 11-12 Actual	FY 12-13 Adopted	FTE	Description	FTE	FY 13-14 Requested	FTE	FY 13-14 Proposed	FY 13-14 Approved	FY 13-14 Adopted
3,156,170	3,070,104	3,600,366	38.99	Total Personal Services	45.93	4,390,718	45.93	4,390,720	4,390,720	4,390,720
1,138,661	1,325,175	1,395,260		Total Materials & Services		1,741,702		1,741,650	1,741,650	1,741,650
400,336	48,119	14,800		Total Capital Outlay		79,500		79,500	79,500	79,500
55,000	55,000	55,000		Total Transfers Out		60,000		60,000	60,000	60,000
0	0	0		Total Contingency		0		0	0	0
(33,874)	174,493	0		Total Unappr Ending Fund Balance		0		0	0	0
4,716,293	4,672,891	5,065,426		HHS Totals		6,271,920		6,271,870	6,271,870	6,271,870

Tillamook County
Statement of Budget
Fiscal Year July 1, 2013 - June 30, 2014
Revenues

Fund: 171 Mental Health

FY 10-11 Actual	FY 11-12 Actual	FY 12-13 Adopted	Acct No	Funding Source Code	Description	FY 13-14 Requested	FY 13-14 Proposed	FY 13-14 Approved	FY 13-14 Adopted	Department
Revenues										
838,345	998,830	1,500,000	4243		Mental Health	1,500,000	1,500,000	1,500,000	1,500,000	
0	0	0	4250		State Grants					
<u>838,345</u>	<u>998,830</u>	<u>1,500,000</u>			Total Operating Revenue	<u>1,500,000</u>	<u>1,500,000</u>	<u>1,500,000</u>	<u>1,500,000</u>	
0	0	0			Beginning Balance	0	0	0	0	
<u>0</u>	<u>0</u>	<u>0</u>			Total Other Funding Sources	<u>0</u>	<u>0</u>	<u>0</u>	<u>0</u>	
<u>838,345</u>	<u>998,830</u>	<u>1,500,000</u>			Total Revenue	<u>1,500,000</u>	<u>1,500,000</u>	<u>1,500,000</u>	<u>1,500,000</u>	

Accounts for funds received and passed through to Tillamook Family Counseling, who provides the County's mental health services. Monies in equals monies out.

Tillamook County
Statement of Budget
Fiscal Year July 1, 2013 - June 30, 2014
Expenditures

Fund:	171 Mental Health
Dept:	17100 Mental Health

FY 10-11 Actual	FY 11-12 Actual	FY 12-13 Adopted	Acct No	Description	FTE	FY 13-14 Requested	FTE	FY 13-14 Proposed	FY 13-14 Approved	FY 13-14 Adopted
Expenditures										
838,345	998,830	1,500,000	7911	Tillamook Counseling		1,500,000		1,500,000	1,500,000	1,500,000
<u>838,345</u>	<u>998,830</u>	<u>1,500,000</u>		Total Materials & Services		<u>1,500,000</u>		<u>1,500,000</u>	<u>1,500,000</u>	<u>1,500,000</u>
<u>0</u>	<u>0</u>	<u>0</u>		Total Capital Outlay		<u>0</u>		<u>0</u>	<u>0</u>	<u>0</u>
<u>0</u>	<u>0</u>	<u>0</u>		Total Transfers Out		<u>0</u>		<u>0</u>	<u>0</u>	<u>0</u>
<u>0</u>	<u>0</u>	<u>0</u>		Total Contingency		<u>0</u>		<u>0</u>	<u>0</u>	<u>0</u>
<u>0</u>	<u>0</u>	<u>0</u>		Total Unappr Ending Fund Bal		<u>0</u>		<u>0</u>	<u>0</u>	<u>0</u>
<u>838,345</u>	<u>998,830</u>	<u>1,500,000</u>		Total Expenditures		<u>1,500,000</u>		<u>1,500,000</u>	<u>1,500,000</u>	<u>1,500,000</u>

Current OMB A-87 Indirect Cost Allocation - \$0

Tillamook County
Statement of Budget
Fiscal Year July 1, 2013 - June 30, 2014

Fund: 171 Mental Health

Summary

FY 10-11 Actual	FY 11-12 Actual	FY 12-13 Adopted	Description	FTE	FY 13-14 Requested	FTE	FY 13-14 Proposed	FY 13-14 Approved	FY 13-14 Adopted
0	0	0	Total Personal Services		0		0	0	0
838,345	998,830	1,500,000	Total Materials & Services		1,500,000		1,500,000	1,500,000	1,500,000
0	0	0	Total Capital Outlay		0		0	0	0
0	0	0	Total Transfers Out		0		0	0	0
0	0	0	Total Contingency		0		0	0	0
0	0	0	Total Unappr Ending Fund Balance		0		0	0	0
<u>838,345</u>	<u>998,830</u>	<u>1,500,000</u>	Mental Health Totals		<u>1,500,000</u>		<u>1,500,000</u>	<u>1,500,000</u>	<u>1,500,000</u>

**THIS PAGE
INTENTIONALLY LEFT BLANK**



Tillamook County
Statement of Budget
Fiscal Year July 1, 2013- June 30, 2014
Revenues

Fund: 173 Mediation

FY 10-11 Actual	FY 11-12 Actual	FY 12-13 Adopted	Acct No	Funding Source Code	Description	FY 13-14 Requested	FY 13-14 Proposed	FY 13-14 Approved	FY 13-14 Adopted	Department
Revenues										
12,597	15,669	12,000	4301		Fees	5,000	5,000	5,000	5,000	
0	2,660	0	4410		SB 1065 Fines	5,000	5,000	5,000	5,000	
460	372	1,000	4699		Interest	1,000	400	400	400	
Total Operating Revenue						<u>11,000</u>	<u>10,400</u>	<u>10,400</u>	<u>10,400</u>	
100,497	93,008	90,000	4000		Beginning Balance	90,000	90,600	90,600	90,600	
Total Other Funding Sources						<u>90,000</u>	<u>90,600</u>	<u>90,600</u>	<u>90,600</u>	
Total Revenue						<u><u>101,000</u></u>	<u><u>101,000</u></u>	<u><u>101,000</u></u>	<u><u>101,000</u></u>	

Fees from court filings. Funds program for settling domestic disputes outside of the courtroom setting.

Tillamook County
Statement of Budget
Fiscal Year July 1, 2013- June 30, 2014
Expenditures

Fund:	173 Mediation
Dept:	17300 Mediation

FY 10-11 Actual	FY 11-12 Actual	FY 12-13 Adopted	Acct No	Description	FTE	FY 13-14 Requested	FTE	FY 13-14 Proposed	FY 13-14 Approved	FY 13-14 Adopted
Expenditures										
20,046	15,700	102,500	7105	Contracted Services		100,500		100,500	100,500	100,500
500	500	500	8001	Indirect Cost Allocation		500		500	500	500
Total Materials & Services						101,000		101,000	101,000	101,000
Total Capital Outlay						0		0	0	0
0	0	0	9800	Transfer to General Fund		0		0	0	0
Total Transfers Out						0		0	0	0
Total Contingency						0		0	0	0
93,008	95,509	0				0		0	0	0
93,008	95,509	0	Total Unappr Ending Fund Bal			0		0	0	0
Total Expenditures						101,000		101,000	101,000	101,000

Current OMB A-87 Indirect Cost Allocation - \$861
Charged - \$500

Tillamook County
Statement of Budget
Fiscal Year July 1, 2013- June 30, 2014

Fund:	173 Mediation
--------------	----------------------

Summary

FY 10-11 Actual	FY 11-12 Actual	FY 12-13 Adopted	Description	FY 13-14 FTE Requested	FY 13-14 FTE Proposed	FY 13-14 Approved	FY 13-14 Adopted
20,546	16,200	103,000	Total Materials & Services	101,000	101,000	101,000	101,000
0	0	0	Total Capital Outlay	0	0	0	0
0	0	0	Total Transfers Out	0	0	0	0
0	0	0	Total Contingency	0	0	0	0
93,008	95,509	0	Total Unappr Ending Fund Balance	0	0	0	0
<u>113,554</u>	<u>111,709</u>	<u>103,000</u>	Mediation Total	<u>101,000</u>	<u>101,000</u>	<u>101,000</u>	<u>101,000</u>

**THIS PAGE
INTENTIONALLY LEFT BLANK**



Tillamook County
Statement of Revenue
Fiscal Year July 1, 2013 - June 30, 2014
Revenues

Fund: 180 County Fair

FY 10-11 Actual	FY 11-12 Actual	FY 12-13 Adopted	Acct No	Funding Source Code	Description	FY 13-14 Requested	FY 13-14 Proposed	FY 13-14 Approved	FY 13-14 Adopted	Department
Revenues										
36,031	50,002	49,700	4273		Dept of Agriculture Fair Revenue	48,000	48,000	48,000	48,000	Fair
0	3,500	3,500	4290		Local Community Funding	0	0	0	0	Fair
198,265	206,875	205,000	4340		Admissions	205,000	205,000	205,000	205,000	Fair
49,471	45,289	47,000	4341		Parking	47,000	47,000	47,000	47,000	Fair
86,700	91,793	90,000	4342		Space Fees	86,500	86,500	86,500	86,500	Fair
77,601	76,348	76,000	4343		Carnival	78,000	78,000	78,000	78,000	Fair
125,776	125,065	130,000	4344		Pari-Mutuel Receipts	128,160	128,160	128,160	128,160	Fair
1,136	1,368	1,200	4345		Stall Fees	1,200	1,200	1,200	1,200	Fair
17,550	17,431	19,500	4620		Concessions	19,500	19,500	19,500	19,500	Fair
7,695	7,730	7,700	4625		Premium Book Ads	7,700	7,700	7,700	7,700	Fair
2,965	3,005	3,000	4626		Race Book Advertising	3,000	3,000	3,000	3,000	Fair
4,207	4,389	4,300	4627		Race Book Sales	4,300	4,300	4,300	4,300	Fair
2,772	3,905	3,900	4628		Milk Revenue	2,500	2,500	2,500	2,500	Fair
63,420	54,745	65,250	4629		Entertainment Sales	68,150	68,150	68,150	68,150	Fair
20,723	9,506	9,700	4690		Miscellaneous (inc prop sale proceeds)	10,425	10,420	10,420	10,420	Fair
2,631	0	0	4290		Local Community Funding	0	0	0	0	Off-Season
1,505	600	650	4341		Parking	1,500	1,500	1,500	1,500	Off-Season
23,970	25,290	28,500	4351		Ground Rent	30,250	30,250	30,250	30,250	Off-Season
2,481	2,891	2,000	4352		4-H Bldg Rent	2,800	2,800	2,800	2,800	Off-Season
5,095	13,330	8,000	4353		Stables Rent	9,000	9,000	9,000	9,000	Off-Season
28,217	23,455	22,500	4354		Storage Rent	22,500	22,500	22,500	22,500	Off-Season
7,350	5,400	6,500	4355		Convention Center Rent	5,600	5,600	5,600	5,600	Off-Season
502	31,359	750	4612		Improvement Donations	750	750	750	750	Off-Season
307	144	200	4620		Concessions	750	750	750	750	Off-Season
5,889	2,970	3,000	4621		Off Season Events	6,250	6,250	6,250	6,250	Off-Season
10,315	9,368	7,700	4690		Miscellaneous	7,475	7,480	7,480	7,480	Off-Season
1,649	1,987	1,500	4699		Interest	1,500	1,500	1,500	1,500	Off-Season
0	0	0	4901		Loan Proceeds	0	0	0	0	Off-Season
5,084	7,912	5,000	4340		Admissions	5,000	5,000	5,000	5,000	Skating
789,307	825,657	802,050			Total Operating Revenue	802,810	802,810	802,810	802,810	
342,329	213,932	98,000	4000		Beginning Balance	82,854	82,850	82,850	82,850	Off-Season
0	0	0	4800		Transfer from General Fund	0	0	0	0	Off-Season
0	87,571	71,200	4000		Beginning Balance Ann Parks Estate	63,284	63,280	63,280	63,280	Ann Parks
342,329	301,503	169,200			Total Other Funding Sources	146,138	146,130	146,130	146,130	
1,131,636	1,127,160	971,250			Total Revenue	948,948	948,940	948,940	948,940	

Accounts for operations and management of the fairgrounds.

Fair Debt Service for Grandstands and Bleachers paid from General Fund:

Total Debt Service		900,000
December 2008 annual payment	(75,000)	825,000
December 2009 annual payment	(75,000)	750,000
December 2010 annual payment	(75,000)	675,000
December 2011 annual payment	(75,000)	600,000
December 2012 annual payment	(75,000)	525,000
December 2013 annual payment	(75,000)	450,000

Tillamook County
Statement of Budget
Fiscal Year July 1, 2013 - June 30, 2014
Expenditures

Fund:	180 County Fair
Dept:	18000 Fair

FY 10-11 Actual	FY 11-12 Actual	FY 12-13 Adopted	Acct No	Description	FTE	FY 13-14 Requested	FTE	FY 13-14 Proposed	FY 13-14 Approved	FY 13-14 Adopted
Expenditures										
16,600	10,500	11,400	5901	Non-941/Fair Management	0.25	12,667	0.25	12,670	12,670	12,670
19,469	14,360	16,000	5903	Non 941-Fair Admin & Clerical	0.25	20,120	0.25	20,120	20,120	20,120
27,118	25,746	26,000	5904	Non 941-Fair Skilled, Service & Maint	0.25	23,680	0.25	23,680	23,680	23,680
5,857	5,475	6,000	5905	Non 941-Fair Part-Time & Temporary		6,000		6,000	6,000	6,000
<hr/>										
69,044	56,081	59,400		Total Salaries	0.75	62,467	0.75	62,470	62,470	62,470
<hr/>										
28,595	23,358	25,000	5949	Non-941/Payroll Taxes/Benefits		24,908		24,910	24,910	24,910
97,639	79,439	84,400		Total Personal Services		87,375		87,380	87,380	87,380
<hr/>										
7,773	5,437	5,500	6005	Operating Supplies		7,420		7,420	7,420	7,420
14,369	21,659	20,400	7001	Printing & Advertising		19,600		19,600	19,600	19,600
331	263	300	7007	Telephone		300		300	300	300
1,165	1,340	1,200	7050	Memberships & Dues		1,165		1,160	1,160	1,160
250,650	233,428	247,100	7105	Contracted Services		248,980		248,980	248,980	248,980
125,405	118,277	126,550	7840	Racing		137,210		137,210	137,210	137,210
3,200	5,762	0	7842	Premiums/4H-FFA		0		0	0	0
10,495	14,735	8,100	7843	Premiums/Open Class		8,100		8,100	8,100	8,100
2,847	3,905	3,900	7844	Milk Weight Payments		2,125		2,130	2,130	2,130
0	0	0	7899	Misc Materials & Services		0		0	0	0
<hr/>										
416,235	404,806	413,050		Total Materials & Services		424,900		424,900	424,900	424,900
<hr/>										
0	0	0	9015	Furniture/Fixtures		0		0	0	0
0	0	0	9020	Computers/Office Equipment		0		0	0	0
0	0	0		Total Capital Outlay		0		0	0	0
<hr/>										
0	0	0		Total Transfers Out		0		0	0	0
<hr/>										
513,874	484,245	497,450		Total Expenditures		512,275		512,280	512,280	512,280

Current OMB A-87 Indirect Cost Allocation - \$45,257
Charged - \$40,000

Tillamook County
Statement of Budget
Fiscal Year July 1, 2013 - June 30, 2014
Expenditures

Fund:	180 County Fair
Dept:	18001 Off Season

FY 10-11	FY 11-12	FY 12-13	Acct No	Description	FTE	FY 13-14 Requested	FTE	FY 13-14 Proposed	FY 13-14 Approved	FY 13-14 Adopted
Expenditures										
47,450	35,000	37,600	5901	Non-941 Fair Management	0.75	38,831	0.75	38,830	38,830	38,830
26,520	20,526	28,900	5903	Non-941 Fair Admin & Clerical	0.75	28,525	0.75	28,530	28,530	28,530
12,075	13,016	38,200	5904	Non-941 Fair Skilled, Service & Maint	0.75	24,960	0.75	24,960	24,960	24,960
5,106	3,866	800	5905	Non-941 Fair Part-Time & Temporary		800		800	800	800
91,151	72,408	105,500		Total Salaries	2.25	93,116	2.25	93,120	93,120	93,120
76,797	56,340	97,500	5949	Non-941/Payroll Tax /Benefits		67,741		67,740	67,740	67,740
167,948	128,748	203,000		Total Personal Services		160,857		160,860	160,860	160,860
3,722	4,235	4,550	6001	Office Supplies		4,750		4,750	4,750	4,750
7,542	1,746	2,800	6004	Non-Capital Equipment		2,800		2,800	2,800	2,800
10,544	15,679	16,000	6005	Operating Supplies		16,500		16,500	16,500	16,500
480	343	500	6007	Small Tools & Minor Equipment		500		500	500	500
535	535	600	7001	Printing & Advertising		1,335		1,340	1,340	1,340
998	2,185	2,200	7005	Postage & Shipping		3,000		3,000	3,000	3,000
3,021	3,238	3,300	7007	Telephone		2,500		2,500	2,500	2,500
2,713	1,410	2,750	7020	Insurance		2,750		2,750	2,750	2,750
6,828	4,732	5,500	7080	Travel/Training/Mileage		7,250		7,250	7,250	7,250
200	50	200	7101	Professional Services		800		800	800	800
5,121	12,034	6,000	7105	Contracted Services		5,195		5,200	5,200	5,200
17,091	23,457	22,500	7410	Utilities		26,300		26,300	26,300	26,300
16,919	20,124	14,250	7450	R&M/Building & Grounds		18,900		18,900	18,900	18,900
126	129	500	7610	Equipment Rental		500		500	500	500
580	430	750	7846	Off Season Events		2,250		2,250	2,250	2,250
0	0	0	7899	Misc. Materials & Services		0		0	0	0
40,000	40,000	40,000	8001	Indirect Cost Allocation		40,000		40,000	40,000	40,000
116,420	130,327	122,400		Total Materials & Services		135,330		135,340	135,340	135,340
0	726	0	9015	Furniture/Fixtures		0		0	0	0
0	1,431	0	9020	Computers/Office Equipment		0		0	0	0
0	0	0	9030	Vehicles		0		0	0	0
5,000	7,500	0	9035	Machinery/Equipment		0		0	0	0
24,925	65,301	24,600	9040	Buildings & Improvements		10,798		10,800	10,800	10,800
29,925	74,958	24,600		Total Capital Outlay		10,798		10,800	10,800	10,800
0	10,000	10,000	9821	Transfer to Fair Reserve Fund		20,000		20,000	20,000	20,000
0	10,000	10,000		Total Transfers Out		20,000		20,000	20,000	20,000
0	0	40,000	9900	Operating Contingency		40,000		40,000	40,000	40,000
0	0	40,000		Total Contingency		40,000		40,000	40,000	40,000
301,503	294,919	0	9995	Unappropriated Ending Fund Bal		0		0	0	0
301,503	294,919	0		Total Unappr Ending Fund Bal		0		0	0	0
615,796	638,952	400,000		Total Expenditures		366,985		367,000	367,000	367,000

Tillamook County
Statement of Budget
Fiscal Year July 1, 2013 - June 30, 2014
Expenditures

Fund:	180 County Fair
Dept:	18002 Skating Operations

FY 10-11 Actual	FY 11-12 Actual	FY 12-13 Adopted	New Acct No	Description	FTE	FY 13-14 Requested	FTE	FY 13-14 Proposed	FY 13-14 Approved	FY 13-14 Adopted
Expenditures										
0	0	0		Total Salaries		0		0	0	0
0	0	0		Total Personal Services		0		0	0	0
91	66	100	6005	Operating Supplies		100		100	100	100
0	0	0	7001	Printing & Advertising		150		150	150	150
1,875	3,897	2,500	7105	Contracted Services		2,500		2,500	2,500	2,500
0	0	0	7899	Misc Materials & Services		0		0	0	0
1,966	3,963	2,600		Total Materials & Services		2,750		2,750	2,750	2,750
0	0	0		Total Capital Outlay		0		0	0	0
1,966	3,963	2,600		Total Expenditures		2,750		2,750	2,750	2,750

Tillamook County
Statement of Budget
Fiscal Year July 1, 2013 - June 30, 2014
Expenditures

Fund:	180 County Fair
Dept:	18003 Ann Parks

FY 10-11 Actual	FY 11-12 Actual	FY 12-13 Adopted	New Acct No	Description	FTE	FY 13-14 Requested	FTE	FY 13-14 Proposed	FY 13-14 Approved	FY 13-14 Adopted
Expenditures										
0	0	0		Total Salaries		0		0	0	0
0	0	0		Total Personal Services		0		0	0	0
0	0	5,000	7842	Premiums/4-H-FFA		5,000		5,000	5,000	5,000
0	0	5,000	7843	Premiums/Open Class		5,000		5,000	5,000	5,000
0	0	10,000		Total Materials & Services		10,000		10,000	10,000	10,000
0	0	61,200	9995	Unappropriated Ending Fund Bal		56,938		56,910	56,910	56,910
0	0	61,200		Total Unappr Ending Fund Bal		56,938		56,910	56,910	56,910
0	0	71,200		Total Expenditures		66,938		66,910	66,910	66,910

Tillamook County
Statement of Budget
Fiscal Year July 1, 2013 - June 30, 2014
Summary

Fund: 180 County Fair

FY 10-11 Actual	FY 11-12 Actual	FY 12-13 Adopted	Description	FTE	FY 13-14 Requested	FTE	FY 13-14 Proposed	FY 13-14 Approved	FY 13-14 Adopted
265,587	208,187	287,400	Total Personal Services	3.00	248,232	3.00	248,240	248,240	248,240
534,621	539,096	548,050	Total Materials & Services		572,980		572,990	572,990	572,990
29,925	74,958	24,600	Total Capital Outlay		10,798		10,800	10,800	10,800
0	10,000	10,000	Total Transfers Out		20,000		20,000	20,000	20,000
0	0	40,000	Total Contingency		40,000		40,000	40,000	40,000
301,503	294,919	61,200	Total Unappr Ending Fund Balance		56,938		56,910	56,910	56,910
1,131,636	1,127,160	971,250	County Fair Totals		948,948		948,940	948,940	948,940

Tillamook County
Statement of Budget
Fiscal Year July 1, 2013 - June 30, 2014
Revenues

Fund: 181 Fair Reserve

FY 10-11 Actual	FY 11-12 Actual	FY 12-13 Adopted	Acct No	Funding Source Code	Description	FY 13-14 Requested	FY 13-14 Proposed	FY 13-14 Approved	FY 13-14 Adopted	Department
Revenues										
0	0	0	4699		Interest	0	0	0	0	
Total Operating Revenue						0	0	0	0	
0	0	10,000	4000		Beginning Balance	10,000	20,000	20,000	20,000	
0	10,000	10,000	4822		Transfer from Fair Fund	10,000	20,000	20,000	20,000	
Total Other Funding Sources						20,000	40,000	40,000	40,000	
Total Revenue						20,000	40,000	40,000	40,000	

Accumulates funds for County fair building maintenance, equipment and vehicle replacement.

Tillamook County
Statement of Budget
Fiscal Year July 1, 2013 - June 30, 2014
Expenditures

Fund:	181 Fair Reserve
Dept:	18100 Fair Reserve

FY 10-11 Actual	FY 11-12 Actual	FY 12-13 Adopted	Acct No	Description	FTE	FY 13-14 Requested	FTE	FY 13-14 Proposed	FY 13-14 Approved	FY 13-14 Adopted
Expenditures										
Total Materials & Services						0		0	0	0
0	0	0								
0	0	0	9030	Vehicles		0		0	0	0
0	0	10,000	9035	Machinery/Equipment		20,000		20,000	20,000	20,000
Total Capital Outlay						20,000		20,000	20,000	20,000
0	0	10,000								
Total Transfers Out						0		0	0	0
0	0	0								
0	0	10,000	9900	Operating Contingency		0		10,000	10,000	10,000
0	0	10,000		Total Contingency		0		10,000	10,000	10,000
0	10,000	0	9995	Unappropriated Ending Fund Balance		0		10,000	10,000	10,000
0	10,000	0		Total Unappr Ending Fund Bal		0		10,000	10,000	10,000
Total Expenditures						20,000		40,000	40,000	40,000
0	10,000	20,000								

Tillamook County
Statement of Budget
Fiscal Year July 1, 2013 - June 30, 2014

Fund: 181 Fair Reserve

Summary

FY 10-11 Actual	FY 11-12 Actual	FY 12-13 Adopted	Description	FTE	FY 13-14 Requested	FTE	FY 13-14 Proposed	FY 13-14 Approved	FY 13-14 Adopted
0	0	0	Total Personal Services		0		0	0	0
0	0	0	Total Materials & Services		0		0	0	0
0	0	10,000	Total Capital Outlay		20,000		20,000	20,000	20,000
0	0	0	Total Transfers Out		0		0	0	0
0	0	10,000	Total Contingency		0		10,000	10,000	10,000
0	10,000	0	Total Unappr Ending Fund Balance		0		10,000	10,000	10,000
<u>0</u>	<u>10,000</u>	<u>20,000</u>	Fair Reserve Totals		<u>20,000</u>		<u>40,000</u>	<u>40,000</u>	<u>40,000</u>

**THIS PAGE
INTENTIONALLY LEFT BLANK**



Tillamook County
Statement of Budget
Fiscal Year July 1, 2013 - June 30, 2014
Revenues

Fund: 185 Library

FY 10-11 Actual	FY 11-12 Actual	FY 12-13 Adopted	Acct No	Funding Source Code	Description	FY 13-14 Requested	FY 13-14 Proposed	FY 13-14 Approved	FY 13-14 Adopted	Department
Revenues										
2,342,966	2,433,217	2,500,000	4010		Property Taxes - Current	2,560,000	2,560,000	2,560,000	2,560,000	
127,565	139,202	75,000	4011		Property Taxes - Previous	75,000	75,000	75,000	75,000	
0	0	0	4225		Federal Grants	0	0	0	0	
			4250		State Grants					
3,376	3,840	5,000		11853311127E	Ready to Read Grant/FYE14	5,000	5,000	5,000	5,000	
0	0	0	4274		ST Library Network Reimbursement	0	0	0	0	
0	0	0	4290		Gates Foundation/FYE11	0	0	0	0	
9,742	9,810	10,000	4301		Fees	10,000	10,000	10,000	10,000	
9,917	9,530	7,500	4401		Fines	7,500	7,500	7,500	7,500	
0	0	0	4550		County Land Sales	0	0	0	0	
0	0	100,000	4605		Network Fees - Ocean	100,000	100,000	100,000	100,000	
1,640	1,570	1,500	4610		Memorial Donations	1,500	1,500	1,500	1,500	
274	21,780	0	4670		Refunds & Reimbursements	0	0	0	0	
0	0	0	4671		Reimbursement/Retiree Health Ins	0	0	0	0	
1,603	13,754	1,000	4690		Miscellaneous Revenue	1,000	1,000	1,000	1,000	
8,608	9,608	25,000	4699		Interest	10,000	10,000	10,000	10,000	
Total Operating Revenue						2,770,000	2,770,000	2,770,000	2,770,000	
1,675,261	2,006,909	1,512,000	4000		Beginning Balance	1,900,000	1,900,000	1,900,000	1,900,000	
Total Other Funding Sources						1,900,000	1,900,000	1,900,000	1,900,000	
Total Revenue						4,670,000	4,670,000	4,670,000	4,670,000	

Fund accounts for operation of the County's library system. Main revenue source is a local option tax.
 May 2012 \$.65/\$1,000 5 year local option tax passed.

Tillamook County
Statement of Budget
Fiscal Year July 1, 2013 - June 30, 2014
Expenditures

Fund:	185 Library
Dept:	18500 Library

FY 10-11 Actual	FY 11-12 Actual	FY 12-13 Adopted	FTE	Acct No	Description	FTE	FY 13-14 Requested	FTE	FY 13-14 Proposed	FY 13-14 Approved	FY 13-14 Adopted
Expenditures											
85,509	89,885	94,800	1.00	5100	Department Head	1.00	95,000	1.00	95,000	95,000	95,000
123,468	104,530	123,500	2.00	5200	Management/Supervisory	2.00	132,000	2.00	132,000	132,000	132,000
191,811	242,392	293,500	6.00	5300	Professional/Technical	6.00	327,000	6.00	327,000	327,000	327,000
412,949	415,697	413,800	11.83	5400	Administrative/Clerical	12.83	465,000	12.83	465,000	465,000	465,000
23,273	21,266	23,500	1.00	5500	Skilled, Service & Maint	1.00	26,000	1.00	26,000	26,000	26,000
44,967	46,646	50,000		5600	Part-time/Temporary		50,000		50,000	50,000	50,000
87	0	0		5896	Out-of-Class Pay		0		0	0	0
51,465	11,063	18,000		5897	Leave Buy Out		18,000		18,000	18,000	18,000
230	801	0		5899	Overtime		500		500	500	500
933,759	932,280	1,017,100	21.83		Total Salaries	22.83	1,113,500	22.83	1,113,500	1,113,500	1,113,500
68,596	67,392	81,500		5950	Employer's FICA		89,100		89,100	89,100	89,100
3,346	2,164	5,300		5955	Workers Compensation		5,600		5,600	5,600	5,600
4,196	3,695	5,000		5960	Unemployment		5,000		5,000	5,000	5,000
228,379	257,868	317,000		5965	Health & Life Insurance		314,000		314,000	314,000	314,000
138,388	151,075	189,200		5970	Retirement		208,600		208,600	208,600	208,600
23,150	24,207	26,000		5980	VEBA		26,100		26,100	26,100	26,100
1,399,814	1,438,681	1,641,100			Total Personal Services		1,761,900		1,761,900	1,761,900	1,761,900
29,962	38,681	35,000		6001	Office Supplies		35,000		35,000	35,000	35,000
21,052	65,595	40,000		6004	Non-Capital Equipment		35,000		35,000	35,000	35,000
0	0	1,000		6007	Small Tools & Minor Equipment		1,000		1,000	1,000	1,000
6,265	5,368	5,000		6009	Computer Software & Licensing		13,500		13,500	13,500	13,500
254	476	1,000		6011	Computer Supplies		1,000		1,000	1,000	1,000
9,077	10,617	8,000		6030	Fuel & Lubricants		8,000		8,000	8,000	8,000
14,399	17,628	16,000		6301	Periodicals		16,000		16,000	16,000	16,000
31,135	25,033	30,000		6302	Books/Adult Fiction		45,000		45,000	45,000	45,000
31,188	25,655	30,000		6303	Books/Adult Non-Fiction		35,000		35,000	35,000	35,000
31,740	26,513	30,000		6304	Books/Childrens		30,000		30,000	30,000	30,000
29,256	23,161	30,000		6305	Books/Reference		38,000		38,000	38,000	38,000
19,220	24,873	30,000		6306	Book Rental		0		0	0	0
28,837	24,120	30,000		6307	Non-Print Materials		35,000		35,000	35,000	35,000
15,010	34,479	28,000		6308	Programming		28,000		28,000	28,000	28,000
5,255	7,516	8,000		6309	Branch/Reference		0		0	0	0
4,566	11,793	1,000		7001	Printing & Advertising		5,000		5,000	5,000	5,000
5,583	4,047	8,000		7005	Postage & Shipping		4,000		4,000	4,000	4,000
3,691	4,373	4,000		7007	Telephone		5,000		5,000	5,000	5,000
19,682	20,339	26,000		7011	Cataloging Computer Svcs		26,000		26,000	26,000	26,000
81,670	134,296	100,000		7012	Network Fees		100,000		100,000	100,000	100,000
4,100	4,100	2,000		7020	Insurance & Deductibles		2,000		2,000	2,000	2,000
0	0	1,000		7022	Public Relations		1,000		1,000	1,000	1,000
789	1,054	1,000		7050	Memberships & Dues		1,000		1,000	1,000	1,000
9,017	20,304	19,000		7080	Travel/Training/Mileage		19,000		19,000	19,000	19,000
1,125	6,331	10,000		7105	Contracted Services		30,000		30,000	30,000	30,000
17,415	17,838	17,000		7410	Utilities		17,000		17,000	17,000	17,000
1,051	978	1,500		7415	Water Fees		1,500		1,500	1,500	1,500
1,985	1,704	2,000		7416	Sewer Fees		2,000		2,000	2,000	2,000
2,070	2,075	2,000		7420	Garbage Collection		2,000		2,000	2,000	2,000
11,454	11,742	14,000		7425	Heating Fuel		12,000		12,000	12,000	12,000
4,049	6,218	5,000		7431	Janitorial Supplies		5,000		5,000	5,000	5,000
21,139	46,594	30,000		7450	R&M/Building & Grounds		30,000		30,000	30,000	30,000
4,394	3,524	4,000		7601	R&M/Office Equipment		4,000		4,000	4,000	4,000
3,930	3,961	4,000		7603	R&M/Vehicles		4,000		4,000	4,000	4,000
1,576	0	2,500		7605	R&M/Equipment		2,500		2,500	2,500	2,500
394	235	850		7650	Permit Fees		400		400	400	400
273	88	100		7880	Rebates & Refunds		100		100	100	100
42,483	55,309	50,000		7881	Health Insurance/Retirees		67,000		67,000	67,000	67,000
16,323	4,801	19,000		7899	Misc Materials & Services		19,000		19,000	19,000	19,000
106,000	113,000	141,000		8001	Indirect Cost Allocation		131,000		131,000	131,000	131,000
18,806	16,525	25,000		8002	Intercounty/Insurance		25,000		25,000	25,000	25,000
780	4,080	10,000		8007	Intercounty/IS Support		500		500	500	500
0	2,239	0		8010	Intercounty/Work Crew		0		0	0	0
656,995	827,263	821,950			Total Materials & Services		836,500		836,500	836,500	836,500

Tillamook County
Statement of Budget
Fiscal Year July 1, 2013 - June 30, 2014
Expenditures

Fund:	185 Library
Dept:	18500 Library

FY 10-11	FY 11-12	FY 12-13	FTE	Acct No	Description	FTE	FY 13-14	FTE	FY 13-14	FY 13-14	FY 13-14
Actual	Actual	Adopted					Requested		Proposed	Approved	Adopted
Expenditures											
0	9,885	5,000		9020	Computers/Office Equipment		0		0	0	0
17,234	104	0		9030	Vehicles		0		0	0	0
0	0	0		9040	Buildings/Improvements		0		0	0	0
17,234	9,989	5,000			Total Capital Outlay		0		0	0	0
100,000	25,000	25,000		9881	Transfer to Library Reserve Fund		500,000		500,000	500,000	500,000
100,000	25,000	25,000			Total Transfers Out		500,000		500,000	500,000	500,000
0	0	263,950		9900	Operating Contingency		250,000		250,000	250,000	250,000
0	0	263,950			Total Contingency		250,000		250,000	250,000	250,000
2,006,909	2,348,287	1,480,000		9995	Unappropriated Ending Fund Balance		1,321,600		1,321,600	1,321,600	1,321,600
2,006,909	2,348,287	1,480,000			Total Unappr Ending Fund Balance		1,321,600		1,321,600	1,321,600	1,321,600
4,180,952	4,649,220	4,237,000			Total Expenditures		4,670,000		4,670,000	4,670,000	4,670,000

Current OMB A-87 Indirect Cost Allocation - \$131,040
Charged - \$131,000

Tillamook County
Statement of Budget
Fiscal Year July 1, 2013 - June 30, 2014

Fund:	185 Library
--------------	--------------------

Summary

FY 10-11 Actual	FY 11-12 Actual	FY 12-13 Adopted	FTE	Description	FTE	FY 13-14 Requested	FTE	FY 13-14 Proposed	FY 13-14 Approved	FY 13-14 Adopted
1,399,814	1,438,681	1,641,100	21.83	Total Personal Services	22.83	1,761,900	22.83	1,761,900	1,761,900	1,761,900
656,995	827,263	821,950		Total Materials & Services		836,500		836,500	836,500	836,500
17,234	9,989	5,000		Total Capital Outlay		0		0	0	0
100,000	25,000	25,000		Total Transfers Out		500,000		500,000	500,000	500,000
0	0	263,950		Total Contingency		250,000		250,000	250,000	250,000
2,006,909	2,348,287	1,480,000		Total Unappr Ending Fund Balance		1,321,600		1,321,600	1,321,600	1,321,600
4,180,952	4,649,220	4,237,000		Library Totals		4,670,000		4,670,000	4,670,000	4,670,000

Tillamook County
Statement of Budget
Fiscal Year July 1, 2013 - June 30, 2014
Revenues

Fund: 186 Library Reserve

FY 10-11 Actual	FY 11-12 Actual	FY 12-13 Adopted	Acct No	Funding Source Code	Description	FY 13-14 Requested	FY 13-14 Proposed	FY 13-14 Approved	FY 13-14 Adopted	Department
					Revenues					
714	922	700	4699		Interest	1,000	1,000	1,000	1,000	
Total Operating Revenue						1,000	1,000	1,000	1,000	
116,838	217,552	230,000	4000		Beginning Balance	200,000	200,000	200,000	200,000	
100,000	25,000	25,000	4804		Transfer from Library Fund	500,000	500,000	500,000	500,000	
Total Other Funding Sources						700,000	700,000	700,000	700,000	
Total Revenue						701,000	701,000	701,000	701,000	

FY 09/10 fund name changed from Library Sinking to Library Reserve; accumulates funds for building maintenance and vehicle replacement.

Tillamook County
Statement of Budget
Fiscal Year July 1, 2013 - June 30, 2014
Expenditures

Fund:	186 Library Reserve
Dept:	18600 Library Reserve

FY 10-11 Actual	FY 11-12 Actual	FY 12-13 Adopted	Acct No	Description	FTE	FY 13-14 Requested	FTE	FY 13-14 Proposed	FY 13-14 Approved	FY 13-14 Adopted
Expenditures										
0	0	0	7450	R&M Building & Grounds		400,000		400,000	400,000	400,000
Total Materials & Services						400,000		400,000	400,000	400,000
0	0	50,000	9015	Furniture/Fixtures		50,000		50,000	50,000	50,000
0	0	25,000	9020	Computers/Office Equipment		50,000		50,000	50,000	50,000
0	0	0	9030	Vehicles		0		0	0	0
Total Capital Outlay						100,000		100,000	100,000	100,000
Total Transfers Out						0		0	0	0
0	0	180,700	9900	Operating Contingency		201,000		201,000	201,000	201,000
Total Contingency						201,000		201,000	201,000	201,000
217,552	243,474	0	9995	Unappropriated Ending Fund Bal		0		0	0	0
Total Unappr Ending Fund Bal						0		0	0	0
Total Expenditures						701,000		701,000	701,000	701,000

Current OMB A-87 Indirect Cost Allocation - \$0

Tillamook County
Statement of Budget
Fiscal Year July 1, 2013 - June 30, 2014

Fund: 186 Library Reserve

Summary

FY 10-11 Actual	FY 11-12 Actual	FY 12-13 Adopted	Description	FTE	FY 13-14 Requested	FTE	FY 13-14 Proposed	FY 13-14 Approved	FY 13-14 Adopted
0	0	0	Total Personal Services		0		0	0	0
0	0	0	Total Materials & Services		400,000		400,000	400,000	400,000
0	0	75,000	Total Capital Outlay		100,000		100,000	100,000	100,000
0	0	0	Total Transfers Out		0		0	0	0
0	0	180,700	Total Contingency		201,000		201,000	201,000	201,000
217,552	243,474	0	Total Unappr Ending Fund Balance		0		0	0	0
<u>217,552</u>	<u>243,474</u>	<u>255,700</u>	Library Resesrve Totals		<u>701,000</u>		<u>701,000</u>	<u>701,000</u>	<u>701,000</u>

**THIS PAGE
INTENTIONALLY LEFT BLANK**



Tillamook County
Statement of Budget
Fiscal Year July 1, 2013- June 30, 2014
Revenues

Fund: 192 County School

FY 10-11 Actual	FY 11-12 Actual	FY 12-13 Adopted	Acct No	Funding Source Code	Description	FY 13-14 Requested	FY 13-14 Proposed	FY 13-14 Approved	FY 13-14 Adopted	Department
Revenues										
446	461	0	4010		Property Taxes - Current	0	0	0	0	
0	0	0	4011		Property Taxes - Previous	0	0	0	0	
439,096	215,201	0	4205		Federal Forest Fees	0	0	0	0	
2,144,626	1,858,129	3,400,000	4230		State Timber Revenue	3,510,000	3,510,000	3,510,000	3,510,000	
0	28	0	4690		Miscellaneous	0	0	0	0	
2,274	1,882	5,000	4699		Interest	5,000	5,000	5,000	5,000	
Total Operating Revenue						3,515,000	3,515,000	3,515,000	3,515,000	
0	273	0	4000		Beginning Balance	0	0	0	0	
Total Other Funding Sources						0	0	0	0	
Total Revenue						3,515,000	3,515,000	3,515,000	3,515,000	

Statute dictates distribution to schools from state timber and federal forest revenue.
This fund is the conduit to distribute those funds

Tillamook County
Statement of Budget
Fiscal Year July 1, 2013- June 30, 2014
Expenditures

Fund:	192 County School
Dept:	19200 County School

FY 10-11 Actual	FY 11-12 Actual	FY 12-13 Adopted	New Acct No	Description	FTE	FY 13-14 Requested	FTE	FY 13-14 Proposed	FY 13-14 Approved	FY 13-14 Adopted
Expenditures										
2,586,169	2,075,437	3,405,000	9103	Distribution to Schools		3,515,000		3,515,000	3,515,000	3,515,000
0	0	0	8001	Indirect Cost Allocation		0		0	0	0
<hr/>										
2,586,169	2,075,437	3,405,000	Total Materials & Services			3,515,000		3,515,000	3,515,000	3,515,000
<hr/>										
0	0	0	Total Capital Outlay			0		0	0	0
<hr/>										
0	0	0	Total Transfers Out			0		0	0	0
<hr/>										
0	0	0	Total Contingency			0		0	0	0
<hr/>										
273	537	0	Total Unappr Ending Fund Bal			0		0	0	0
273	537	0				0		0	0	0
<hr/>										
2,586,442	2,075,974	3,405,000	Total Expenditures			3,515,000		3,515,000	3,515,000	3,515,000

Current OMB A-87 Indirect Cost Allocation - \$0

Tillamook County
Statement of Budget
Fiscal Year July 1, 2013- June 30, 2014

Fund:	192 County School
--------------	--------------------------

Summary

FY 10-11 Actual	FY 11-12 Actual	FY 12-13 Adopted	Description	FTE	FY 13-14 Requested	FTE	FY 13-14 Proposed	FY 13-14 Approved	FY 13-14 Adopted
2,586,169	2,075,437	3,405,000	Total Materials & Services		3,515,000		3,515,000	3,515,000	3,515,000
0	0	0	Total Capital Outlay		0		0	0	0
0	0	0	Total Transfers Out		0		0	0	0
0	0	0	Total Contingency		0		0	0	0
273	537	0	Total Unappr Ending Fund Balance		0		0	0	0
2,586,442	2,075,974	3,405,000	County School Total		3,515,000		3,515,000	3,515,000	3,515,000

**THIS PAGE
INTENTIONALLY LEFT BLANK**



Tillamook County
 Statement of Budget
 Fiscal Year July 1, 2013 - June 30, 2014
 Revenues

Fund: 193 Revenue Stabilization

FY 10-11 Actual	FY 11-12 Actual	FY 12-13 Adopted	Acct No	Funding Source Code	Description	FY 13-14 Requested	FY 13-14 Proposed	FY 13-14 Approved	FY 13-14 Adopted	Department
Revenues										
9,545	8,208	8,000	4699		Interest	8,000	9,000	9,000	9,000	
<u>9,545</u>	<u>8,208</u>	<u>8,000</u>			Total Operating Revenue	<u>8,000</u>	<u>9,000</u>	<u>9,000</u>	<u>9,000</u>	
2,037,465	2,047,010	2,000,000	4000		Beginning Balance	1,750,000	1,760,000	1,760,000	1,760,000	
0	0	0	4800		Transfer from General Fund	500,000	0	0	0	
<u>2,037,465</u>	<u>2,047,010</u>	<u>2,000,000</u>			Total Other Funding Sources	<u>2,250,000</u>	<u>1,760,000</u>	<u>1,760,000</u>	<u>1,760,000</u>	
<u><u>2,047,010</u></u>	<u><u>2,055,218</u></u>	<u><u>2,008,000</u></u>			Total Revenue	<u><u>2,258,000</u></u>	<u><u>1,769,000</u></u>	<u><u>1,769,000</u></u>	<u><u>1,769,000</u></u>	

NEW FUND FY05/06 - Proposed to stabilize the fluctuation in Timber Revenue
 Revenues into this fund comes from General Fund sources.

Tillamook County
Statement of Budget
Fiscal Year July 1, 2013 - June 30, 2014
Expenditures

Fund:	193 Revenue Stabilization
Dept:	19300 Revenue Stabilization

FY 10-11 Actual	FY 11-12 Actual	FY 12-13 Adopted	Acct No	Description	FTE	FY 13-14 Requested	FTE	FY 13-14 Proposed	FY 13-14 Approved	FY 13-14 Adopted
Expenditures										
				Total Materials & Services						
0	0	0				0		0	0	0
				Total Capital Outlay						
0	0	0				0		0	0	0
0	0	800,000	9800	Transfer to General Fund		0		400,000	400,000	400,000
0	0	800,000		Total Transfers Out		0		400,000	400,000	400,000
0	0	0	9900	Operating Contingency		250,000		250,000	250,000	250,000
0	0	0		Total Contingency		250,000		250,000	250,000	250,000
2,047,010	2,055,218	1,208,000				2,008,000		1,119,000	1,119,000	1,119,000
2,047,010	2,055,218	1,208,000	9995	Total Unappr Ending Fund Bal		2,008,000		1,119,000	1,119,000	1,119,000
2,047,010	2,055,218	2,008,000		Total Expenditures		2,258,000		1,769,000	1,769,000	1,769,000

Tillamook County
Statement of Budget
Fiscal Year July 1, 2013 - June 30, 2014

Fund:	193 Revenue Stabilization
--------------	----------------------------------

Summary

FY 10-11 Actual	FY 11-12 Actual	FY 12-13 Adopted	Description	FTE	FY 13-14 Requested	FTE	FY 13-14 Proposed	FY 13-14 Approved	FY 13-14 Adopted
0	0	0	Total Personal Services		0		0	0	0
0	0	0	Total Materials & Services		0		0	0	0
0	0	0	Total Capital Outlay		0		0	0	0
0	0	800,000	Total Transfers Out		0		400,000	400,000	400,000
0	0	0	Total Contingency		250,000		250,000	250,000	250,000
2,047,010	2,055,218	1,208,000	Total Unappr Ending Fund Balance		2,008,000		1,119,000	1,119,000	1,119,000
<u>2,047,010</u>	<u>2,055,218</u>	<u>2,008,000</u>	Revenue Stabilization Totals		<u>2,258,000</u>		<u>1,769,000</u>	<u>1,769,000</u>	<u>1,769,000</u>

**THIS PAGE
INTENTIONALLY LEFT BLANK**



Tillamook County
Statement of Budget
Fiscal Year July 1, 2013 - June 30, 2014
Revenues

Fund: 194 Veteran's Services

FY 10-11 Actual	FY 11-12 Actual	FY 12-13 Adopted	Acct No	Funding Source Code	Description	FY 13-14 Requested	FY 13-14 Proposed	FY 13-14 Approved	FY 13-14 Adopted	Department
Revenues										
108,143	112,312	117,000	4010		Property Taxes - Current	118,000	118,000	118,000	118,000	
5,491	6,394	4,000	4011		Property Taxes - Previous	6,000	6,000	6,000	6,000	
31,670	10,582	12,500	4266		Veteran's Service Support SB5629-A	12,500	12,500	12,500	12,500	
0	21,697	5,000	4266		Veteran's Service Support SB1100	5,000	5,000	5,000	5,000	
248	1,069	0	4690		Miscellaneous Revenue/Donations	0	0	0	0	
190	105	500	4699		Interest	100	100	100	100	
Total Operating Revenue						141,600	141,600	141,600	141,600	
39,417	27,536	40,000	4000		Beginning Balance	25,000	25,000	25,000	25,000	
0	0	0	4800		Transfer from General Fund	0	0	0	0	
Total Other Funding Sources						25,000	25,000	25,000	25,000	
Total Revenue						166,600	166,600	166,600	166,600	

5-year local option tax levy passed May 2012 - \$.03/\$1,000

Tillamook County
Statement of Budget
Fiscal Year July 1, 2013 - June 30, 2014
Expenditures

Fund:	194 Veteran's Services
Dept:	19400 Veteran's Services

FY 10-11	FY 11-12	FY 12-13				FY 13-14		FY 13-14	FY 13-14	FY 13-14
Actual	Actual	Adopted	FTE	Acct No	Description	Requested	FTE	Proposed	Approved	Adopted
Expenditures										
48,727	45,787	49,700	1.00	5200	Management/Supervisory	51,400	1.00	51,400	51,400	51,400
32,146	34,155	38,000	1.00	5400	Administrative Clerical	40,200	1.00	40,200	40,200	40,200
0	0	0	0.00	5600	Parttime Temp / Van Driver	0	0.00	0	0	0
230	4,030	1,000		5899	Overtime	875		870	870	870
0	13,606	1,000		5897	Leave Buyout	500		500	500	500
81,103	97,578	89,700	2.00		Total Salaries	92,975	2.00	92,970	92,970	92,970
6,017	7,313	6,900		5950	Employer's FICA	7,400		7,400	7,400	7,400
676	586	1,200		5955	Workers Compensation	1,000		1,000	1,000	1,000
22,381	18,192	29,500		5965	Health & Life Insurance	18,900		18,900	18,900	18,900
13,587	13,171	17,000		5970	Retirement	18,500		18,500	18,500	18,500
2,220	2,020	2,300		5980	VEBA	2,300		2,300	2,300	2,300
125,984	138,860	146,600			Total Personal Services	141,075		141,070	141,070	141,070
1,833	1,540	1,500		6001	Office Supplies	1,500		1,500	1,500	1,500
173	0	0		6004	Non-Capital Equipment	1,000		1,000	1,000	1,000
0	0	700		6011	Computer Supplies	0		0	0	0
0	62	0		7001	Printing & Advertising	100		100	100	100
0	237	150		7003	Books & Publications	150		150	150	150
20	0	100		7005	Postage & Shipping	50		50	50	50
2,095	1,410	1,500		7007	Telephone	2,000		2,000	2,000	2,000
1,266	1,278	1,500		7012	Network Fees	1,500		1,500	1,500	1,500
300	0	150		7050	Memberships & Dues	150		150	150	150
2,893	2,065	2,775		7080	Travel/Training/Mileage	2,775		2,780	2,780	2,780
1,297	798	0		7105	Contracted Services	0		0	0	0
5,171	6,468	6,500		7401	Rent	0		0	0	0
719	958	355		7410	Utilities	0		0	0	0
33	49	355		7415	Water Fees	0		0	0	0
33	49	355		7416	Sewer Fees	0		0	0	0
86	90	355		7420	Garbage Collection	0		0	0	0
851	658	355		7430	Janitorial Services	0		0	0	0
662	574	250		7601	R&M/Office Equipment	250		250	250	250
0	51	800		7899	Misc Materials & Services	800		800	800	800
14,000	11,000	12,000		8001	Indirect Cost Allocation	15,000		15,000	15,000	15,000
207	223	500		8002	Intercounty/Insurance	250		250	250	250
31,639	27,510	30,200			Total Materials & Services	25,525		25,530	25,530	25,530
0	0	0		9015	Furniture/Fixtures	0		0	0	0
0	5,475	1,200		9020	Computers/Office Equipment	0		0	0	0
0	5,475	1,200			Total Capital Outlay	0		0	0	0
0	0	0				0		0	0	0
0	0	0			Total Transfers Out	0		0	0	0
0	0	1,000		9900	Operating Contingency	0		0	0	0
0	0	1,000			Total Contingency	0		0	0	0
27,536	7,850	0		9995	Unappropriated Ending Fund	0		0	0	0
27,536	7,850	0			Total Unappr Ending Fund Bal	0		0	0	0
185,159	179,695	179,000			Total Expenditures	166,600		166,600	166,600	166,600

Current OMB A-87 Indirect Cost Allocation - \$15,045
Charged - \$15,000

Tillamook County
Statement of Budget
Fiscal Year July 1, 2013 - June 30, 2014

Fund:	194 Veteran's Services
--------------	-------------------------------

Summary

FY 10-11 Actual	FY 11-12 Actual	FY 12-13 Adopted	FTE	Description	FTE	FY 13-14 Requested	FTE	FY 13-14 Proposed	FY 13-14 Approved	FY 13-14 Adopted
125,984	138,860	146,600	2.00	Total Personal Services	2.00	141,075	2.00	141,070	141,070	141,070
31,639	27,510	30,200		Total Materials & Services		25,525		25,530	25,530	25,530
0	5,475	1,200		Total Capital Outlay		0		0	0	0
0	0	0		Total Transfers Out		0		0	0	0
0	0	1,000		Total Contingency		0		0	0	0
27,536	7,850	0		Total Unappr Ending Fund Balance		0		0	0	0
<u>185,159</u>	<u>179,695</u>	<u>179,000</u>		Veteran's Services Totals		<u>166,600</u>		<u>166,600</u>	<u>166,600</u>	<u>166,600</u>

**THIS PAGE
INTENTIONALLY LEFT BLANK**



Tillamook County
 Statement of Budget
 Fiscal Year July 1, 2013 - June 30, 2014
 Revenues

Fund:	195 Post Emplmt Liability Reserve
--------------	--

FY 10-11 Actual	FY 11-12 Actual	FY 12-13 Adopted	Acct No	Funding Source Code	Description	FY 13-14 Requested	FY 13-14 Proposed	FY 13-14 Approved	FY 13-14 Adopted	Department
Revenues										
2,842	2,444	3,000	4699		Interest	3,000	3,000	3,000	3,000	
<u>2,842</u>	<u>2,444</u>	<u>3,000</u>			Total Operating Revenue	<u>3,000</u>	<u>3,000</u>	<u>3,000</u>	<u>3,000</u>	
606,660	609,502	610,000	4000		Beginning Balance	615,000	615,000	615,000	615,000	
0	0	0	4800		Transfer from General Fund	0	0	0	0	
<u>606,660</u>	<u>609,502</u>	<u>610,000</u>			Total Other Funding Sources	<u>615,000</u>	<u>615,000</u>	<u>615,000</u>	<u>615,000</u>	
<u>609,502</u>	<u>611,946</u>	<u>613,000</u>			Total Revenue	<u>618,000</u>	<u>618,000</u>	<u>618,000</u>	<u>618,000</u>	

NEW FUND FY06/07 - To establish a funding source for future Post Employment Liabilities per GASB 43 & 45

Tillamook County
Statement of Budget
Fiscal Year July 1, 2013 - June 30, 2014
Expenditures

Fund:	195 Post Emplmt Liability Reserve
Dept:	19500 Post Emplmt Liability Reserve

FY 10-11 Actual	FY 11-12 Actual	FY 12-13 Adopted	Acct No	Description	FY 13-14 FTE Requested	FY 13-14 FTE Proposed	FY 13-14 Approved	FY 13-14 Adopted
Expenditures								
0	0	0		Total Materials & Services	0	0	0	0
0	0	0		Total Capital Outlay	0	0	0	0
0	0	0		Transfer to General Fund	0	0	0	0
0	0	0		Total Transfers Out	0	0	0	0
0	0	613,000	9900	Operating Contingency	618,000	618,000	618,000	618,000
0	0	613,000		Total Contingency	618,000	618,000	618,000	618,000
609,502	611,946	0	9995	Total Unappr Ending Fund Bal	0	0	0	0
609,502	611,946	613,000		Total Expenditures	618,000	618,000	618,000	618,000

Tillamook County
Statement of Budget
Fiscal Year July 1, 2013 - June 30, 2014

Fund:	195 Post Emplmt Liability Reserve
--------------	--

Summary

FY 10-11 Actual	FY 11-12 Actual	FY 12-13 Adopted	Description	FTE	FY 13-14 Requested	FTE	FY 13-14 Proposed	FY 13-14 Approved	FY 13-14 Adopted
0	0	0	Total Personal Services		0		0	0	0
0	0	0	Total Materials & Services		0		0	0	0
0	0	0	Total Capital Outlay		0		0	0	0
0	0	0	Total Transfers Out		0		0	0	0
0	0	613,000	Total Contingency		618,000		618,000	618,000	618,000
609,502	611,946	0	Total Unappr Ending Fund Balance		0		0	0	0
<u>609,502</u>	<u>611,946</u>	<u>613,000</u>	Post Emp Liab Res Totals		<u>618,000</u>		<u>618,000</u>	<u>618,000</u>	<u>618,000</u>

**THIS PAGE
INTENTIONALLY LEFT BLANK**



Tillamook County
Statement of Budget
Fiscal Year July 1, 2013 - June 30, 2014
Revenues

Fund:	History Oregon Community Development Block Grant
--------------	---

FY 10-11 Actual	FY 11-12 Actual	FY 12-13 Adopted	Acct No	Funding Source Code	Description	FY 13-14 Requested	FY 13-14 Proposed	FY 13-14 Approved	FY 13-14 Adopted	Department
Revenues										
			4250		State Grants					
0	0	0			Hebo/Cedar Creek Daycare	0	0	0	0	
1,021,166	23,318	0		11033308341C	Hebo Water System Upgrade	0	0	0	0	
0	0	0	4690		Miscellaneous Revenue	0	0	0	0	
0	(1)	0	4699		Interest	0	0	0	0	
Total Operating Revenue						0	0	0	0	
(15,087)	(23,317)	0	4000		Beginning Balance	0	0	0	0	
0	0	0	4816		Transfer from Building Imp for C5	0	0	0	0	
Total Other Funding Sources						0	0	0	0	
Total Revenue						0	0	0	0	

Oregon Community Block Grant Anticipated for Hebo Cedar Creek Day Care Building Project & Hebo Water System Upgrade
08/09 Proposed Budget continuation of Hebo Cedar Creek Day Care and Hebo Water System Upgrade Projects
09/10 Proposed Budget continuation of Hebo Cedar Creek Day Care and Hebo Water System Upgrade Projects
10/11 Hebo Water system Upgrade CDBG Grant
11/12 Hebo Water System Upgrade CDBG Grant Finalization

Tillamook County
Statement of Budget
Fiscal Year July 1, 2013 - June 30, 2014
Expenditures

Fund:	History OR Comm Dev Block Grant
--------------	--

FY 10-11 Actual	FY 11-12 Actual	FY 12-13 Adopted	Acct No	Description	FTE	FY 13-14 Requested	FTE	FY 13-14 Proposed	FY 13-14 Approved	FY 13-14 Adopted
Expenditures										
0	0	0	6004	Non-Capital Equipment		0		0	0	0
0	0	0	7001	Printing & Advertising		0		0	0	0
0	0	0	7101	Professional Services		0		0	0	0
1,028,626	0	0	7105	Contracted Services		0		0	0	0
0	0	0	7110	Legal		0		0	0	0
0	0	0	7410	Utilities		0		0	0	0
0	0	0	7450	R&M/Building & Grounds		0		0	0	0
770	0	0	7650	Permit Fees		0		0	0	0
0	0	0	7899	Misc Materials & Services		0		0	0	0
<hr/>										
1,029,396	0	0		Total Materials & Services		0		0	0	0
0	0	0	9040	Buildings & Improvements		0		0	0	0
<hr/>										
0	0	0		Total Capital Outlay		0		0	0	0
<hr/>										
0	0	0		Total Transfers Out		0		0	0	0
<hr/>										
0	0	0		Total Contingency		0		0	0	0
<hr/>										
(23,317)	0	0		Total Unappr Ending Fund Bal		0		0	0	0
<hr/>										
(23,317)	0	0				0		0	0	0
<hr/>										
1,006,079	0	0		Total Expenditures		0		0	0	0
<hr/>										

Tillamook County
Statement of Budget
Fiscal Year July 1, 2013 - June 30, 2014

Fund:	History OR Comm Dev Block Grant
--------------	--

Summary

FY 10-11 Actual	FY 11-12 Actual	FY 12-13 Adopted	Description	FTE	FY 13-14 Requested	FTE	FY 13-14 Proposed	FY 13-14 Approved	FY 13-14 Adopted
0	0	0	Total Personal Services		0		0	0	0
1,029,396	0	0	Total Materials & Services		0		0	0	0
0	0	0	Total Capital Outlay		0		0	0	0
0	0	0	Total Transfers Out		0		0	0	0
0	0	0	Total Contingency		0		0	0	0
(23,317)	0	0	Total Unappr Ending Fund Balance		0		0	0	0
<u>1,006,079</u>	<u>0</u>	<u>0</u>	OR Comm Dev BG Totals		<u>0</u>		<u>0</u>	<u>0</u>	<u>0</u>

**THIS PAGE
INTENTIONALLY LEFT BLANK**



Tillamook County
Statement of Budget
Fiscal Year July 1, 2011- June 30, 2012
Revenues

Fund: History Community Development
--

FY 08-09 Actual	FY 09-10 Actual	FY 10-11 Adopted	Acct No	Funding Source	Description	FY 11-12 Requested	FY 11-12 Proposed	FY 11-12 Approved	FY 11-12 Adopted	Department
Revenues										
0	0	36,500	4110		Level A Plan Reviews	40,000	50,000	50,000	50,000	Building
0	0	88,500	4115		Plumbing Permits	90,000	70,000	70,000	70,000	Building
0	0	166,500	4116		Electrical Permits	180,000	170,000	170,000	170,000	Building
0	75,225	100,000	4117		Short Term Rental Permit Fee	90,000	90,000	90,000	90,000	Building
0	0	5,000	4118		Short Term Rental Inspections Fee	1,500	2,000	2,000	2,000	Building
0	0	571,500	4120		Building Permits	600,000	500,000	500,000	500,000	Building
0	38	0	4699		Interest	0	0	0	0	Building
			4225		Federal Grants					
0	0	30,000			Neskowin Beach Erosion/FYE11	0	0	0	0	Planning
0	0	28,000		01152102118C	Coastal Resource Grant/FYE12	28,000	28,000	28,000	28,000	Planning
			4250		State Grants					Planning
0	0	19,100			DLCD GIS Technical Grant/FYE11	0	0	0	0	Planning
0	0	0		11202125309C	Hazard Mitigation Plan Update/HMGP 1733/FYE12	30,000	15,000	15,000	15,000	Planning
0	0	166,500	4317		Planning & Zoning Fees	180,000	180,000	180,000	180,000	Planning
0	0	62,500	4319		Sanitation Fees	75,000	75,000	75,000	75,000	Sanitation
0	0	0	4690		Miscellaneous Revenue	0	0	0	0	Sanitation
0	75,263	1,274,100			Total Operating Revenue	1,314,500	1,180,000	1,180,000	1,180,000	
0	0	99,550	4000		Beginning Balance	0	0	0	0	
0	0	99,550			Total Other Funding Sources	0	0	0	0	
0	75,263	1,373,650			Total Revenue	1,314,500	1,180,000	1,180,000	1,180,000	

Created FY 10-11/moved DCD from General Fund to Special Revenue Fund. FY 07/08 to 09/10 history will remain in GF DCD.

Tillamook County
Statement of Budget
Fiscal Year July 1, 2011- June 30, 2012
Expenditures

Fund:	History Community Development
--------------	--------------------------------------

FY 08-09	FY 09-10	FY 10-11				FY 11-12	FY 11-12	FY 11-12	FY 11-12	
Actual	Actual	Adopted	FTE	Acct No	Description	Requested	FTE	Proposed	Approved	Adopted
Expenditures										
0	0	26,000	0.33	5100	Department Head	27,040	0.33	26,375	26,375	26,375
0	0	69,350	1.00	5200	Management/Supervisory	70,020	1.00	73,140	73,140	73,140
0	0	181,700	3.00	5300	Professional/Technical	185,000	2.00	125,000	125,000	125,000
0	0	86,355	2.34	5400	Administrative/Clerical	92,400	1.84	76,100	76,100	76,100
0	0	28,900	0.48	5600	Part-time Temporary	20,000	0.00	0	0	0
0	0	670		5896	Out of Class Pay/Reduction Value	-133,870		0	0	0
0	0	1,100		5897	Leave Buy Out	7,000		0	0	0
0	0	200		5899	Overtime	0		0	0	0
0	0	6,000			COLA Allowance	6,000		0	0	0
0	0	400,275	7.15		Total Salaries	273,590	5.17	300,615	300,615	300,615
0	0	29,875		5950	Employer's FICA	32,210		24,600	24,600	24,600
0	0	5,150		5955	Workers Compensation	6,130		4,700	4,700	4,700
0	0	1,000		5960	Unemployment	0		5,000	5,000	5,000
0	0	86,100		5965	Health & Life Insurance	94,750		75,000	75,000	75,000
0	0	62,120		5970	Retirement	67,400		54,000	54,000	54,000
0	0	7,045		5980	VEBA	7,045		5,520	5,520	5,520
0	0	591,565			Total Personal Services	481,125		469,435	469,435	469,435
0	0	2,120		6001	Office Supplies	2,000		2,000	2,000	2,000
0	0	0		6004	Non-Capital Equipment	0		7,000	7,000	7,000
0	0	500		6005	Operating Supplies	0		0	0	0
0	0	0		6007	Small Tools & Minor Equipment	0		0	0	0
0	0	0		6009	Computer Software & Licensing	0		0	0	0
0	0	12,165		6030	Fuel & Lubricants	10,000		10,000	10,000	10,000
0	0	575		6251	Uniforms	500		0	0	0
0	0	1,500		7001	Printing & Advertising	1,500		500	500	500
0	0	2,000		7003	Books & Publications	3,000		1,000	1,000	1,000
0	0	1,415		7005	Postage & Shipping	100		1,500	1,500	1,500
0	0	1,850		7007	Telephone	1,500		2,000	2,000	2,000
0	0	2,100		7012	Network Fees	2,000		2,000	2,000	2,000
0	0	2,425		7013	Bank Fees	2,000		2,000	2,000	2,000
0	0	725		7050	Memberships & Dues	650		650	650	650
0	0	600		7052	Workshops & Conferences	600		600	600	600
0	0	1,600		7053	Employee Training/Education	2,600		1,000	1,000	1,000
0	0	1,000		7080	Travel & Mileage	1,000		1,000	1,000	1,000
0	0	880		7105	Contracted Services	0		0	0	0
0	0	10,340		7401	Office Rent	13,600		13,600	13,600	13,600
0	0	4,000		7410	Utilities	3,000		3,000	3,000	3,000
0	0	200		7431	Janitorial Services	0		0	0	0
0	0	2,200		7601	R&M/Office Equipment	2,000		2,000	2,000	2,000
0	0	8,260		7603	R&M/Vehicles	2,500		5,000	5,000	5,000
0	0	200		7605	R&M/Equipment	200		200	200	200
0	0	2,500		7880	Rebates & Refunds	2,500		2,500	2,500	2,500
0	0	28,350		7881	Inactive Employee Insurance	30,000		30,000	30,000	30,000
0	0	120		7899	Misc Materials & Services	0		0	0	0
0	0	75,000		8001	Indirect Cost Allocation	50,000		50,000	50,000	50,000
0	0	350		8007	Intercounty/IS Support	400		400	400	400
0	0	162,975			Total Materials & Services	131,650		137,950	137,950	137,950
0	0	0		9015	Furniture/Fixtures	0		0	0	0
0	0	0		9020	Computers/Office Equipment	0		0	0	0
0	0	0		9030	Vehicles	0		0	0	0
0	0	0			Total Capital Outlay	0		0	0	0
0	75,263	0		9995	Unappropriated Ending Fund Bal	0		0	0	0
0	75,263	0			Total Unappr Ending Fund Bal	0		0	0	0

0	75,263	754,540	Total Expenditures	612,775	607,385	607,385	607,385
---	--------	---------	---------------------------	---------	---------	---------	---------

Current OMB A-87 Indirect Cost Allocation - \$284,147
 Charged - \$150,000 (Allocated between planning, building and on-site sanitation)

Tillamook County
Statement of Budget
Fiscal Year July 1, 2011- June 30, 2012
Expenditures

Fund:	History Community Development
--------------	--------------------------------------

FY 08-09	FY 09-10	FY 10-11				FY 11-12	FY 11-12	FY 11-12	FY 11-12		
Actual	Actual	Adopted	FTE	Acct No	Description	FTE	Requested	FTE	Proposed	Approved	Adopted
Expenditures											
0	0	26,710	0.33	5100	Department Head	0.34	27,900	0.34	27,160	27,160	27,160
0	0	0	1.00	5200	Management/Supervisory	0.00	0	0.00	0	0	0
0	0	129,400	3.00	5300	Professional/Technical	3.00	144,100	2.00	93,850	93,850	93,850
0	0	28,850	2.34	5400	Administrative/Clerical	0.83	29,400	0.33	12,550	12,550	12,550
0	0	0	0.48	5600	Part-time Temporary		0		0	0	0
0	0	0		5896	Out-of-Class Pay		0		0	0	0
0	0	3,350		5897	Leave Buy Out		6,000		0	0	0
0	0	2,000		5899	Overtime		2,500		0	0	0
Total Salaries						4.17	209,900	2.67	133,560	133,560	133,560
0	0	14,025		5950	Employer's FICA		16,530		11,000	11,000	11,000
0	0	3,200		5955	Workers Compensation		3,500		2,500	2,500	2,500
0	0	800		5960	Unemployment		0		5,000	5,000	5,000
0	0	57,300		5965	Health & Life Insurance		73,500		39,400	39,400	39,400
0	0	34,900		5970	Retirement		36,250		24,000	24,000	24,000
0	0	4,320		5980	VEBA		4,325		2,800	2,800	2,800
Total Personal Services						344,005	218,260		218,260	218,260	218,260
0	0	2,400		6001	Office Supplies		2,400		1,500	1,500	1,500
0	0	0		6004	Non-Capital Equipment		0		5,000	5,000	5,000
0	0	0		6009	Computer Software		0		0	0	0
0	0	0		6030	Fuel & Lubricants		0		0	0	0
0	0	7,600		7001	Printing & Advertising		7,600		5,000	5,000	5,000
0	0	150		7003	Books & Publications		150		150	150	150
0	0	3,260		7005	Postage & Shipping		0		2,000	2,000	2,000
0	0	850		7007	Telephone		0		1,000	1,000	1,000
0	0	2,100		7012	Network Fees		2,000		2,000	2,000	2,000
0	0	2,100		7013	Bank Fees		1,500		1,500	1,500	1,500
0	0	550		7050	Memberships & Dues		550		550	550	550
0	0	600		7052	Workshops & Conferences		600		600	600	600
0	0	1,300		7053	Employee Training/Education		1,300		500	500	500
0	0	600		7080	Travel & Mileage		600		500	500	500
0	0	12,010		7105	Contracted Services		0		0	0	0
0	0	0		7110	Legal		0		0	0	0
0	0	10,580		7401	Office Rent		13,600		13,600	13,600	13,600
0	0	4,000		7410	Utilities		3,000		3,000	3,000	3,000
0	0	200		7431	Janitorial Supplies		0		0	0	0
0	0	1,400		7601	R&M/Office Equipment		1,400		1,400	1,400	1,400
0	0	0		7603	R&M/Vehicles		0		0	0	0
0	0	0		7659	Flood Mitigation Assistance Prog		0		0	0	0
0	0	4,000		7880	Rebates & Refunds		4,000		1,000	1,000	1,000
0	0	175		7899	Misc Materials & Services		0		0	0	0
0	0	0		8001	Indirect Cost Allocation		50,000		50,000	50,000	50,000
0	0	300		8007	Intercountry/IS Support		400		400	400	400
Total Materials & Services						89,100	89,700		89,700	89,700	89,700
0	0	0		9015	Furniture/Fixtures		0		0	0	0
0	0	0		9020	Computers/Office Equipment		2,800		2,800	2,800	2,800
0	0	0		9030	Vehicles		0		0	0	0
0	0	0		9050	Land Acquisition		0		0	0	0
Total Capital Outlay						2,800	2,800		2,800	2,800	2,800
Total Expenditures						435,905	310,760		310,760	310,760	310,760

Tillamook County
Statement of Budget
Fiscal Year July 1, 2011- June 30, 2012
Expenditures

Fund:	History Community Development
--------------	--------------------------------------

FY 08-09	FY 09-10	FY 10-11				FY 11-12	FY 11-12	FY 11-12	FY 11-12		
Actual	Actual	Adopted	FTE	Acct No	Description	FTE	Requested	FTE	Proposed	Approved	Adopted
Expenditures											
0	0	25,920	0.33	5100	Department Head	0.33	27,100	0.33	26,375	26,375	26,375
0	0	63,100	1.00	5200	Management/Supervisory	1.00	64,730	1.00	65,640	65,640	65,640
0	0	0	0.00	5300	Professional/Technical	0.00	0	0.00	0	0	0
0	0	31,165	0.83	5400	Administrative/Clerical	0.83	32,750	0.83	33,300	33,300	33,300
0	0	0		5600	Part-time Temporary		0		0	0	0
0	0	1,090		5897	Leave Buy Out		2,000		0	0	0
0	0	0		5899	Overtime		0		0	0	0
0	0	1,000			COLA Allowance		4,000		0	0	0
0	0	122,275	2.16		Total Salaries	2.16	130,580	2.16	125,315	125,315	125,315
0	0	9,200		5950	Employer's FICA		10,150		10,250	10,250	10,250
0	0	1,500		5955	Workers Compensation		1,700		1,725	1,725	1,725
0	0	810		5960	Unemployment		0		0	0	0
0	0	18,800		5965	Health & Life Insurance		20,700		20,700	20,700	20,700
0	0	20,500		5970	Retirement		22,425		22,600	22,600	22,600
0	0	2,445		5980	VEBA		2,445		2,445	2,445	2,445
0	0	175,530			Total Personal Services		188,000		183,035	183,035	183,035
0	0	1,250		6001	Office Supplies		1,250		1,250	1,250	1,250
0	0	0		6004	Non-Capital Equipment		0		2,000	2,000	2,000
0	0	0		6009	Computer Software & Licensing		0		0	0	0
0	0	1,700		6030	Fuel & Lubricants		1,700		1,700	1,700	1,700
0	0	100		7001	Printing & Advertising		0		0	0	0
0	0	0		7003	Books & Publications		0		0	0	0
0	0	260		7005	Postage & Shipping		0		0	0	0
0	0	1,200		7007	Telephone		1,000		1,000	1,000	1,000
0	0	2,100		7012	Network Fees		2,000		2,000	2,000	2,000
0	0	1,125		7013	Bank Fees		1,000		1,000	1,000	1,000
0	0	250		7050	Memberships & Dues		250		250	250	250
0	0	350		7052	Workshops & Conferences		350		350	350	350
0	0	350		7053	Employee Training/Education		350		350	350	350
0	0	560		7080	Travel & Mileage		560		560	560	560
0	0	1,400		7105	Contracted Services		0		0	0	0
0	0	10,580		7401	Office Rent		13,600		13,600	13,600	13,600
0	0	4,000		7410	Utilities		0		0	0	0
0	0	200		7431	Janitorial Supplies		0		0	0	0
0	0	2,000		7601	R&M/Office Equipment		2,000		1,000	1,000	1,000
0	0	1,500		7603	R&M/Vehicles		1,500		1,500	1,500	1,500
0	0	500		7880	Rebates & Refunds		500		500	500	500
0	0	120		7899	Misc Materials & Services		0		0	0	0
0	0	54,705		8001	Indirect Cost Allocation		50,000		50,000	50,000	50,000
0	0	300		8007	Intercounty/IS Support		400		400	400	400
0	0	84,550			Total Materials & Services		76,460		77,460	77,460	77,460
0	0	0		9015	Furniture/Fixtures		0		0	0	0
0	0	0		9020	Computers/Office Equipment		1,360		1,360	1,360	1,360
0	0	0		9030	Vehicles		0		0	0	0
0	0	0			Total Capital Outlay		1,360		1,360	1,360	1,360
0	0	260,080			Total Expenditures		265,820		261,855	261,855	261,855

Tillamook County
Statement of Budget
Fiscal Year July 1, 2011- June 30, 2012

Fund:	History Community Development
--------------	--------------------------------------

Summary

FY 08-09 Actual	FY 09-10 Actual	FY 10-11 Adopted	FTE	Description	FTE	FY 11-12 Requested	FTE	FY 11-12 Proposed	FY 11-12 Approved	FY 11-12 Adopted
0	0	1,071,950	0.00	Total Personal Services	13.48	1,013,130	10.00	870,730	870,730	870,730
0	0	301,700		Total Materials & Services		297,210		305,110	305,110	305,110
0	0	0		Total Capital Outlay		4,160		4,160	4,160	4,160
0	75,263	0		Total Unappr Ending Fund Bal		0		0	0	0
<u>0</u>	<u>75,263</u>	<u>1,373,650</u>		Community Development Totals		<u>1,314,500</u>		<u>1,180,000</u>	<u>1,180,000</u>	<u>1,180,000</u>

Tillamook County
Statement of Budget
Fiscal Year July 1, 2013 - June 30, 2014
Revenues

Fund:	History Commission on Children & Families
--------------	--

FY 10-11 Actual	FY 11-12 Actual	FY 12-13 Adopted	Acct No	Funding Source Code	Description	FY 13-14 Requested	FY 13-14 Proposed	FY 13-14 Approved	FY 13-14 Adopted	Department
Revenues										
			4225		Federal Grants					
2,379	11,141	0			Family Preservation & Support Other Fads/FYE12					
0	0	0			Child Care Development Block Grant/FYE10					
12,083	18,975	14,400		11402113095D	Youth Investment/FYE13					
23,908	43,564	30,000		11402120097D	Title 19 - Medicaid Administration/FYE13					
29,026	0	0			2008/2009 Formula Grant "Youth Link"/FYE11					
1,285	1,520	0			Youth Investment - Basic Capacity/FYE12					
0	0	0			Nat'l Instate. of Mint. Hath (NIMH)(OSLC Comma Data)/FYE08					
142	687	4,500		11402303330D	FPS-Promoting Safe & Stable Families/FYE13					
300			4250		State Grants					
14,081	16,369	10,200		11403303083D	Great Start/FYE13					
6,892	13,831	13,800		11403328276D	Community Dispute Resolution/FYE13					
10,616	17,782	12,400		11403303085D	CASA/FYE13					
52,586	87,332	34,100		11403303088D	Healthy Start/FYE13					
77,817	147,031	103,400		11403303091D	Basic Capacity (formerly Local Staffing)/FYE13					
1,136	17,249	12,000		11403303305D	Title IV-E Foster Care (formerly Casey Fester Care)/FYE13					
12,500	20,478	20,700		11403319094D	High-Risk Juvenile Crime Prevention/FYE13					
14,081	16,369	10,200		11403303207D	Children, Youth & Families Flexible Funds/FYE13					
0	0	500		11403330385D	Mfhd Dwelling Pk Comma Resolution/FYE13					
30,467	6,250	0			Juvenile Crime Prevention-Basic & Diversion/FYE11					
19,500	0	0			CASA Future Structure Workgroup/FYE11					
14,712	11,188	0	4290		Local/Community Funding					
0	0	0			Ford Family Foundation/FYE09					
0	0	0			Safe & Drug Free School/FYE07					
0	1,500	2,000		11409710268D	THS Charity Drive/FYE13					
0	0	0			HOME Tenant Based Assistance(CARE)/FYE07					
0	4,185	0			TSD #9 Peer Mediation					
4,400	4,700	4,500		11405504339D	Tillamook County Justice Court/Mediation Fees/FYE13					
0	0	0			Share Our Strength/Gr Am Bake Sale/FYE09					
0	0	0			Meyer Memorial/FYE09					
0	0	0			Kiwanis Club of Tillamook/FYE09					
1,000	0	1,500		11409736384D	Wal-Mart Foundation/FYE13					
0	0	0			Spirit Mountain Community Fd/FYE09					
0	0	0			Tillamook PUD Community Support/FYE12					
0	0	0			Ford Family Foundation/Homeless & Runaway Yth/FYE10					
0	0	0			Ford Family Foundation/After School Meals/FYE10					
0	0	0			PGE Community 101/FYE11					
15,523	1,402	0	4670		Refunds & Reimbursements					
2,255	363	16,500	4690		Miscellaneous (Project Fundraising)					
453	169	200	4699		Interest					
347,142	442,085	290,900			Total Operating Revenue	0	0	0	0	
153,215	4,343	86,700	4000		Beginning Balance					
20,000	20,000	20,000	4800		Transfer from General Fund					
173,215	24,343	106,700			Total Other Funding Sources	0	0	0	0	
520,357	466,428	397,600			Total Revenue	0	0	0	0	

Fund accounts for County's statutory responsibility to utilize grant funding streams for services to children and families.
 FY 13/14 Fund combined with Health Department, renamed Health & Human Services. HHS includes County's statutory responsibility to utilize grant funding streams for CCF srvc.

Tillamook County
Statement of Budget
Fiscal Year July 1, 2013 - June 30, 2014
Expenditures

Fund:	History CCF
Dept:	History Managing Resources

FY 10-11	FY 11-12	FY 12-13	FTE	Acct No	Description	FTE	FY 13-14 Requested	FTE	FY 13-14 Proposed	FY 13-14 Approved	FY 13-14 Adopted
Expenditures											
23,766	12,610	16,300	0.19	5100	Department Head						
0	0	0	0.00	5200	Management/Supervisory						
71,362	39,960	18,000	0.37	5400	Administrative/Clerical						
255	11,503	26,900	0.72	5600	Part-time/Temporary						
0	0	1,200		5897	Leave Buy Out						
0	153	0		5899	Overtime						
95,383	64,226	62,400	1.28		Total Salaries	0.00	0	0.00	0	0.00	0
7,497	5,176	5,000		5950	Employer's FICA						
1,199	208	700		5955	Workers Compensation						
0	8,365	0		5960	Unemployment						
24,732	17,840	19,100		5965	Health & Life Insurance						
18,497	9,550	12,300		5970	Retirement						
2,283	1,301	1,500		5980	VEBA						
149,591	106,666	101,000			Total Personal Services		0		0	0	0
2,016	1,684	2,200		6001	Office Supplies						
0	2,958	1,000		6004	Non-Capital Equipment						
0	41	0		6005	Operating Supplies						
69	1,296	200		6009	Computer Software & Licensing						
955	17	1,300		7001	Printing & Advertising						
472	0	200		7003	Books & Publications						
16	13	200		7005	Postage & Shipping						
822	870	1,000		7007	Telephone						
0	0	300		7022	Public Relations						
500	975	600		7050	Memberships & Dues						
31	613	3,200		7080	Travel/Training/Mileage						
255	125	0		7105	Contracted Services						
60	0	200		7401	Rent						
693	776	1,000		7601	R&M/Office Equipment						
18,303	25,510	24,200		7899	Misc Materials & Services						
388	487	1,000		8007	Intercounty/IS Support						
24,580	35,365	36,600			Total Materials & Services		0		0	0	0
0	0	0		9015	Furniture/Fixtures						
0	0	0		9020	Computers/Office Equipment						
0	0	0			Total Capital Outlay		0		0	0	0
0	0	0			Total Transfers Out		0		0	0	0
0	0	0			Total Contingency		0		0	0	0
4,343	86,011	0			Total Unapp Ending Fund Bal		0		0	0	0
4,343	86,011	0									
178,514	228,042	137,600			Total Expenditures		0		0	0	0

Current OMB A-87 Indirect Cost Allocation - \$38,809
 Charged - \$20,000

Tillamook County
Statement of Budget
Fiscal Year July 1, 2013 - June 30, 2014
Expenditures

Fund:	History CCF
Dept:	History Community Outreach

FY 10-11	FY 11-12	FY 12-13				FY 13-14	FY 13-14	FY 13-14	FY 13-14	
Actual	Actual	Adopted	FTE	Acct No	Description	FTE	Requested	FTE	Proposed	
							Approved		Adopted	
Expenditures										
12,977	7,093	5,400	0.06	5100	Department Head					
0	0	0	0.00	5200	Management/Supervisory					
17,508	8,280	6,000	0.13	5400	Administrative/Clerical					
0	3,776	4,900	0.13	5600	Part-Time Temporary					
0	51	0		5899	Overtime					
0	0	300		5897	Leave Buy Out					
30,485	19,200	16,600	0.32		Total Salaries	0.00	0	0.00	0	0
2,377	1,562	1,300		5950	Employer's FICA					
441	43	300		5955	Workers Compensation					
0	2,788	0		5960	Unemployment					
10,560	5,984	5,300		5965	Health & Life Insurance					
6,409	3,396	3,300		5970	Retirement					
680	343	300		5980	VEBA					
50,952	33,316	27,100			Total Personal Services		0		0	0
0	0	0		6001	Office Supplies					
0	0	0		6005	Operating Supplies					
0	0	0		7001	Printing & Advertising					
0	0	0		7080	Travel/Training/Mileage					
0	0	0		7899	Misc Materials & Services					
0	0	0			Total Materials & Services		0		0	0
0	0	0		9015	Furniture/Fixtures					
0	0	0		9020	Computers/Office Equipment					
0	0	0			Total Capital Outlay		0		0	0
50,952	33,316	27,100			Total Expenditures		0		0	0

Tillamook County
Statement of Budget
Fiscal Year July 1, 2013 - June 30, 2014
Expenditures

Fund:	History CCF
Dept:	History Contracted Services

FY 10-11 Actual	FY 11-12 Actual	FY 12-13 Adopted	Acct No	Description	FTE	FY 13-14 Requested	FTE	FY 13-14 Proposed	FY 13-14 Approved	FY 13-14 Adopted
Expenditures										
0	0	0	5100	Department Head			0			
0	0	0	5400	Administrative/Clerical			0			
0	0	0	5600	Extra Help			0			
<hr/>										
0	0	0		Total Salaries	0.00	0	0.00	0	0	0
0	0	0	5950	Employer's FICA						
0	0	0	5955	Workers Compensation						
0	0	0	5960	Unemployment						
0	0	0	5965	Health & Life Insurance						
0	0	0	5970	Retirement						
<hr/>										
0	0	0		Total Personal Services			0	0	0	0
200	200	0	6009	Computer Software & Licensing						
270,541	184,762	212,900	7105	Contracted Services						
150	108	0	7899	Misc Materials & Services						
20,000	20,000	20,000	8001	Indirect Cost Allocation						
<hr/>										
290,891	205,070	232,900		Total Materials & Services			0	0	0	0
0	0	0	9015	Furniture/Fixtures						
0	0	0	9020	Computers/Office Equipment						
<hr/>										
0	0	0		Total Capital Outlay			0	0	0	0
<hr/>										
290,891	205,070	232,900		Total Expenditures			0	0	0	0

Tillamook County
Statement of Budget
Fiscal Year July 1, 2013 - June 30, 2014

Fund:	History Commission on Children & Families
--------------	--

Summary

FY 10-11 Actual	FY 11-12 Actual	FY 12-13 Adopted	FTE	Description	FTE	FY 13-14 Requested	FTE	FY 13-14 Proposed	FY 13-14 Approved	FY 13-14 Adopted
200,543	139,982	128,100	1.60	Total Personal Services	0.00	0	0.00	0	0	0
315,471	240,435	269,500		Total Materials & Services		0		0	0	0
0	0	0		Total Capital Outlay		0		0	0	0
0	0	0		Total Transfers Out		0		0	0	0
0	0	0		Total Contingency		0		0	0	0
4,343	86,011	0		Total Unappr Ending Fund Balance		0		0	0	0
520,357	466,428	397,600		CCF Totals		0		0	0	0

**THIS PAGE
INTENTIONALLY LEFT BLANK**





SPECIAL REVENUE FUNDS

SUMMARY

**THIS PAGE
INTENTIONALLY LEFT BLANK**



**Tillamook County
Statement of Budget
Fiscal Year July 1, 2013- June 30, 2014**

**SPECIAL REVENUE FUNDS
REVENUE SUMMARY**

FY 10-11 Actual	FY 11-12 Actual	FY 12-13 Adopted	Description	FY 13-14 Requested	FY 13-14 Proposed	FY 13-14 Approved	FY 13-14 Adopted
21,019,328	19,522,870	27,152,963	Total Operating Revenue	23,649,745	24,034,490	24,034,490	24,311,490
11,582,049	11,086,856	9,430,048	Total Other Funding Sources	10,191,248	9,911,155	9,911,155	9,911,155
<u>32,601,377</u>	<u>30,609,726</u>	<u>36,583,011</u>	Special Revenue Funds Totals	<u>33,840,993</u>	<u>33,945,645</u>	<u>33,945,645</u>	<u>34,222,645</u>

**Tillamook County
Statement of Budget
Fiscal Year July 1, 2013- June 30, 2014**

**SPECIAL REVENUE FUNDS
EXPENDITURE SUMMARY**

FY 10-11 Actual	FY 11-12 Actual	FY 12-13 Adopted	Description	FY 13-14 Requested	FY 13-14 Proposed	FY 13-14 Approved	FY 13-14 Adopted
9,172,406	8,632,642	9,057,695	Total Personal Services	9,627,185	9,531,940	9,531,940	9,808,940
11,337,875	10,261,499	17,891,347	Total Materials & Services	13,651,025	14,138,465	14,138,465	14,138,465
971,059	880,781	2,620,610	Total Capital Outlay	2,983,248	2,983,250	2,983,250	2,983,250
457,446	358,358	1,128,000	Total Transfers Out	832,500	1,344,500	1,344,500	1,344,500
0	0	1,858,786	Total Contingency	2,103,324	2,200,970	2,200,970	2,200,970
10,662,591	10,476,446	4,026,573	Total Unappr Ending Fund Balance	4,653,261	3,746,520	3,746,520	3,746,520
<u>32,601,377</u>	<u>30,609,726</u>	<u>36,583,011</u>	Special Revenue Funds Totals	<u>33,850,543</u>	<u>33,945,645</u>	<u>33,945,645</u>	<u>34,222,645</u>

**THIS PAGE
INTENTIONALLY LEFT BLANK**





DEBT SERVICE FUNDS

REVENUE & EXPENSE

**THIS PAGE
INTENTIONALLY LEFT BLANK**



Tillamook County
Statement of Budget
Fiscal Year July 1, 2013 - June 30, 2014
Revenues

Fund:	201 Hospital Debt Service
	GO Series 2002
	Issued May 15, 2002

FY 10-11 Actual	FY 11-12 Actual	FY 12-13 Adopted	Acct No	Funding Source Code	Description	FY 13-14 Requested	FY 13-14 Proposed	FY 13-14 Approved	FY 13-14 Adopted	Department
Revenues										
811,059	816,146	804,000	4010		Current Year Taxes	795,500	795,500	795,500	795,500	
47,777	49,987	39,640	4011		Prior Year Taxes	50,105	50,105	50,105	50,105	
0	0	0	4550		County Land Sales	0	0	0	0	
614	519	500	4699		Interest	500	500	500	500	
0	0	0	4903		Bond Sale Proceeds	0	0	0	0	
Total Operating Revenue						846,105	846,105	846,105	846,105	
103,335	96,015	80,000	4000		Beginning Balance	75,000	75,000	75,000	75,000	
Total Other Funding Sources						75,000	75,000	75,000	75,000	
Total Revenue						921,105	921,105	921,105	921,105	

Fund accounts for taxes collected to repay hospital general obligation bonds.

Tillamook County
Statement of Budget
Fiscal Year July 1, 2013 - June 30, 2014
Expenditures

Fund:	201 Hospital Debt Service
Dept:	20100 Hospital Debt Service

FY 10-11 Actual	FY 11-12 Actual	FY 12-13 Adopted	Acct No	Description	FTE	FY 13-14 Requested	FY 13-14 Proposed	FY 13-14 Approved	FY 13-14 Adopted
Expenditures									
530	530	600	7892	Finance Expense		600	600	600	600
<hr/>									
530	530	600	Total Materials & Services			600	600	600	600
<hr/>									
0	0	0	Total Capital Outlay			0	0	0	0
<hr/>									
0	0	0	Total Transfers Out			0	0	0	0
<hr/>									
680,000	710,000	745,000	7890	Principle - Payment Date 1/15/14		775,000	775,000	775,000	775,000
186,240	158,360	128,540	7891	Interest - Payment Date 7/15/13 & 1/15/14		96,505	96,505	96,505	96,505
<hr/>									
866,240	868,360	873,540	Total Debt Service			871,505	871,505	871,505	871,505
<hr/>									
0	0	0	Total Contingency			0	0	0	0
<hr/>									
96,015	93,777	50,000	9995	Unappr Ending Fund Balance		49,000	49,000	49,000	49,000
<hr/>									
96,015	93,777	50,000	Total Unappr Ending Fund Bal			49,000	49,000	49,000	49,000
<hr/>									
962,785	962,667	924,140	Total Expenditures			921,105	921,105	921,105	921,105

Tillamook County
Statement of Budget
Fiscal Year July 1, 2013 - June 30, 2014

Fund:	201 Hospital Debt Service
--------------	----------------------------------

Summary

FY 10-11 Actual	FY 11-12 Actual	FY 12-13 Adopted	Description	FY 13-14 Requested	FY 13-14 Proposed	FY 13-14 Approved	FY 13-14 Adopted
530	530	600	Total Materials & Services	600	600	600	600
0	0	0	Total Capital Outlay	0	0	0	0
0	0	0	Total Transfers Out	0	0	0	0
866,240	868,360	873,540	Total Debt Service	871,505	871,505	871,505	871,505
0	0	0	Total Contingency	0	0	0	0
96,015	93,777	50,000	Total Unappr Ending Fund Balance	49,000	49,000	49,000	49,000
962,785	962,667	924,140	Hospital Debt Service Total	921,105	921,105	921,105	921,105

**THIS PAGE
INTENTIONALLY LEFT BLANK**



Tillamook County
Statement of Budget
Fiscal Year July 1, 2013 - June 30, 2014
Revenues

Fund:	202 Jail Debt Service
	GO Series 1999
	Issued March 11, 1999

FY 10-11 Actual	FY 11-12 Actual	FY 12-13 Adopted	Acct No	Funding Source	Description	FY 13-14 Requested	FY 13-14 Proposed	FY 13-14 Approved	FY 13-14 Adopted	Department
Revenues										
614,353	618,962	622,000	4010		Current Year Taxes	582,800	582,800	582,800	582,800	
35,776	37,798	30,000	4011		Prior Year Taxes	36,975	36,975	36,975	36,975	
0	0	0	4550		County Land Sales	0	0	0	0	
177	109	200	4699		Interest	200	200	200	200	
Total Operating Revenue						619,975	619,975	619,975	619,975	
54,755	47,481	40,375	4000		Beginning Balance	50,000	50,000	50,000	50,000	
Total Other Funding Sources						50,000	50,000	50,000	50,000	
Total Revenue						669,975	669,975	669,975	669,975	

Fund accounts for taxes collected to repay jail construction general obligation bonds.

Tillamook County
Statement of Budget
Fiscal Year July 1, 2013 - June 30, 2014
Expenditures

Fund:	202 Jail Debt Service
Dept:	20200 Jail Debt Service

FY 10-11 Actual	FY 11-12 Actual	FY 12-13 Adopted	Acct No	Description	FTE	FY 13-14 Requested	FY 13-14 Proposed	FY 13-14 Approved	FY 13-14 Adopted
Expenditures									
530	530	600	7892	Finance Expense		600	600	600	600
Total Materials & Services						600	600	600	600
0	0	0	Total Capital Outlay			0	0	0	0
0	0	0	Total Transfers Out			0	0	0	0
550,000	575,000	600,000	7890	Principle - Payment 1/1/14		625,000	625,000	625,000	625,000
107,050	82,850	56,975	7891	Interest - Payment 7/1/13 & 1/1/14		29,375	29,375	29,375	29,375
657,050	657,850	656,975	Total Debt Service			654,375	654,375	654,375	654,375
0	0	0	Total Contingency			0	0	0	0
47,481	45,970	35,000	9995	Unappr Ending Fund Balance		15,000	15,000	15,000	15,000
47,481	45,970	35,000	Total Unappr Ending Fund Bal			15,000	15,000	15,000	15,000
<u>705,061</u>	<u>704,350</u>	<u>692,575</u>	Total Expenditures			<u>669,975</u>	<u>669,975</u>	<u>669,975</u>	<u>669,975</u>

Tillamook County
Statement of Budget
Fiscal Year July 1, 2013 - June 30, 2014

Fund:	202 Jail Debt Service
--------------	------------------------------

Summary

FY 10-11 Actual	FY 11-12 Actual	FY 12-13 Adopted	Description	FY 13-14 Requested	FY 13-14 Proposed	FY 13-14 Approved	FY 13-14 Adopted
530	530	600	Total Materials & Services	600	600	600	600
0	0	0	Total Capital Outlay	0	0	0	0
0	0	0	Total Transfers Out	0	0	0	0
657,050	657,850	656,975	Total Debt Service	654,375	654,375	654,375	654,375
0	0	0	Total Contingency	0	0	0	0
47,481	45,970	35,000	Total Unappr Ending Fund Balance	15,000	15,000	15,000	15,000
<u>705,061</u>	<u>704,350</u>	<u>692,575</u>	Jail Debt Service Total	<u>669,975</u>	<u>669,975</u>	<u>669,975</u>	<u>669,975</u>

**THIS PAGE
INTENTIONALLY LEFT BLANK**



Tillamook County
Statement of Budget
Fiscal Year July 1, 2013 - June 30, 2014
Revenues

Fund:	203 Library Debt Service
	GO Series 2003
	Issued December 17, 2003

FY 10-11 Actual	FY 11-12 Actual	FY 12-13 Adopted	Acct No	Funding Source	Description	FY 13-14 Requested	FY 13-14 Proposed	FY 13-14 Approved	FY 13-14 Adopted	Department
Revenues										
258,884	259,586	259,500	4010		Current Year Taxes	248,500	248,500	248,500	248,500	
14,997	15,742	14,960	4011		Prior Year Taxes	14,719	14,719	14,719	14,719	
0	0	0	4550		County Land Sales	0	0	0	0	
131	103	250	4699		Interest	150	150	150	150	
Total Operating Revenue						263,369	263,369	263,369	263,369	
2,717	6,910	5,000	4000		Beginning Balance	10,000	10,000	10,000	10,000	
Total Other Funding Sources						10,000	10,000	10,000	10,000	
Total Revenue						273,369	273,369	273,369	273,369	

Fund accounts for taxes collected to repay library construction general obligation bonds.

Tillamook County
Statement of Budget
Fiscal Year July 1, 2013 - June 30, 2014
Expenditures

Fund:	203 Library Debt Service
Dept:	20300 Library Debt Service

FY 10-11 Actual	FY 11-12 Actual	FY 12-13 Adopted	Acct No	Description	FTE	FY 13-14 Requested	FY 13-14 Proposed	FY 13-14 Approved	FY 13-14 Adopted
Expenditures									
530	530	600	7892	Finance Expense		600	600	600	600
Total Materials & Services						600	600	600	600
0	0	0	Total Capital Outlay			0	0	0	0
0	0	0	Total Transfers Out			0	0	0	0
155,000	160,000	170,000	7890	Principle - Payment 12/15/13		175,000	175,000	175,000	175,000
114,289	108,970	103,110	7891	Interest - Payment 12/15/13 & 6/15/14		96,769	96,769	96,769	96,769
Total Debt Service						271,769	271,769	271,769	271,769
0	0	0	Total Contingency			0	0	0	0
6,910	12,841	6,000	9995	Unappr Ending Fund Balance		1,000	1,000	1,000	1,000
Total Unappr Ending Fund Bal						1,000	1,000	1,000	1,000
Total Expenditures						273,369	273,369	273,369	273,369

Tillamook County
Statement of Budget
Fiscal Year July 1, 2013 - June 30, 2014

Fund:	203 Library Debt Service
--------------	---------------------------------

Summary

FY 10-11 Actual	FY 11-12 Actual	FY 12-13 Adopted	Description	FY 13-14 Requested	FY 13-14 Proposed	FY 13-14 Approved	FY 13-14 Adopted
530	530	600	Total Materials & Services	600	600	600	600
0	0	0	Total Capital Outlay	0	0	0	0
0	0	0	Total Transfers Out	0	0	0	0
269,289	268,970	273,110	Total Debt Service	271,769	271,769	271,769	271,769
0	0	0	Total Contingency	0	0	0	0
6,910	12,841	6,000	Total Unappr Ending Fund Balance	1,000	1,000	1,000	1,000
<u>276,729</u>	<u>282,341</u>	<u>279,710</u>	Library Debt Service Total	<u>273,369</u>	<u>273,369</u>	<u>273,369</u>	<u>273,369</u>

**THIS PAGE
INTENTIONALLY LEFT BLANK**





DEBT SERVICE FUNDS

SUMMARY

**THIS PAGE
INTENTIONALLY LEFT BLANK**



**Tillamook County
Statement of Budget
Fiscal Year July 1, 2013 - June 30, 2014**

**DEBT SERVICE FUNDS
REVENUE SUMMARY**

FY 10-11 Actual	FY 11-12 Actual	FY 12-13 Adopted	Description	FY 13-14 Requested	FY 13-14 Proposed	FY 13-14 Approved	FY 13-14 Adopted
1,783,768	1,798,952	1,771,050	Total Operating Revenue	1,729,449	1,729,449	1,729,449	1,729,449
160,807	150,406	125,375	Total Other Funding Sources	135,000	135,000	135,000	135,000
<u>1,944,575</u>	<u>1,949,358</u>	<u>1,896,425</u>	Debt Service Funds Totals	<u>1,864,449</u>	<u>1,864,449</u>	<u>1,864,449</u>	<u>1,864,449</u>

**Tillamook County
Statement of Budget
Fiscal Year July 1, 2013 - June 30, 2014**

**DEBT SERVICE FUNDS
EXPENDITURE SUMMARY**

FY 10-11 Actual	FY 11-12 Actual	FY 12-13 Adopted	Description	FY 13-14 Requested	FY 13-14 Proposed	FY 13-14 Approved	FY 13-14 Adopted
1,590	1,590	1,800	Total Materials & Services	1,800	1,800	1,800	1,800
1,792,579	1,795,180	1,803,625	Total Debt Service	1,797,649	1,797,649	1,797,649	1,797,649
150,406	152,588	91,000	Total Unappr Ending Fund Balance	65,000	65,000	65,000	65,000
<u>1,944,575</u>	<u>1,949,358</u>	<u>1,896,425</u>	Debt Service Funds Totals	<u>1,864,449</u>	<u>1,864,449</u>	<u>1,864,449</u>	<u>1,864,449</u>

**THIS PAGE
INTENTIONALLY LEFT BLANK**





CAPITAL PROJECT FUNDS

REVENUE & EXPENSE

**THIS PAGE
INTENTIONALLY LEFT BLANK**



Tillamook County
Statement of Budget
Fiscal Year July 1, 2013 - June 30, 2014
Revenues

Fund: 301 Building Improvement

FY 10-11 Actual	FY 11-12 Actual	FY 12-13 Adopted	Acct No	Funding Source	Description	FY 13-14 Requested	FY 13-14 Proposed	FY 13-14 Approved	FY 13-14 Adopted	Department
Revenues										
0	0	0	4550		County Land Sales	0	0	0	0	
0	0	0	4555		County Timber Sales (SB994)	0	0	0	0	
0	0	0	4670		Refunds & Reimb/C5 Project	0	0	0	0	
0	0	0	4690		Miscellaneous	0	0	0	0	
5,973	2,867	3,000	4699		Interest	3,000	3,000	3,000	3,000	
Total Operating Revenue						<u>3,000</u>	<u>3,000</u>	<u>3,000</u>	<u>3,000</u>	
1,327,318	1,016,738	600,000	4000		Beginning Balance	600,000	600,000	600,000	600,000	
150,000	0	0	4800		Transfer from General Fund	500,000	0	0	0	
Total Other Funding Sources						<u>1,100,000</u>	<u>600,000</u>	<u>600,000</u>	<u>600,000</u>	
Total Revenue						<u><u>1,103,000</u></u>	<u><u>603,000</u></u>	<u><u>603,000</u></u>	<u><u>603,000</u></u>	

Fund accounts for revenues and transfers from General Fund for purpose of developing a reserve for future building maintenance and other capital improvements.

Increase relates to receipt of special distribution of timber receipts from 07-SB994. 08-09 Expenditures proposed for major courthouse building repairs & maintenance

FY10-11 Balance of \$194,000 is outstanding from other sources for County Expenditures related to Cedar Creek Day Care Center Project

Tillamook County
Statement of Budget
Fiscal Year July 1, 2013 - June 30, 2014
Expenditures

Fund:	301 Building Improvement
Dept:	30100 Building Improvement

FY 10-11 Actual	FY 11-12 Actual	FY 12-13 Adopted	Acct No	Description	FTE	FY 13-14 Requested	FY 13-14 Proposed	FY 13-14 Approved	FY 13-14 Adopted
Expenditures									
645	74	0	7001	Printing & Advertising		0	0	0	0
54,554	12,014	50,000	7105	Contracted Services		93,000	50,000	50,000	50,000
13,678	500	50,000	7450	R&M/Building & Grounds		50,000	50,000	50,000	50,000
4,398	0	0	7650	Permit Fees		0	0	0	0
0	0	10,000	7899	Misc Materials & Services		10,000	10,000	10,000	10,000
<u>73,275</u>	<u>12,588</u>	<u>110,000</u>		Total Materials & Services		<u>153,000</u>	<u>110,000</u>	<u>110,000</u>	<u>110,000</u>
42,370	0	0	9035	Machinery/Equipment		0	0	0	0
350,908	382,611	393,000	9040	Building/Improvements		500,000	300,000	300,000	300,000
0	0	0	9055	Property Acquisition		0	0	0	0
<u>393,278</u>	<u>382,611</u>	<u>393,000</u>		Total Capital Outlay		<u>500,000</u>	<u>300,000</u>	<u>300,000</u>	<u>300,000</u>
0	0	0	9876	Transfer to OCDBG/C5		0	0	0	0
<u>0</u>	<u>0</u>	<u>0</u>		Total Transfers Out		<u>0</u>	<u>0</u>	<u>0</u>	<u>0</u>
<u>0</u>	<u>0</u>	<u>0</u>		Total Contingency		<u>0</u>	<u>0</u>	<u>0</u>	<u>0</u>
1,016,738	624,406	100,000	9995	Unappro Ending Fund Balance		450,000	193,000	193,000	193,000
<u>1,016,738</u>	<u>624,406</u>	<u>100,000</u>		Total Unappro Ending Fund Bal		<u>450,000</u>	<u>193,000</u>	<u>193,000</u>	<u>193,000</u>
<u>1,483,291</u>	<u>1,019,605</u>	<u>603,000</u>		Total Expenditures		<u>1,103,000</u>	<u>603,000</u>	<u>603,000</u>	<u>603,000</u>

Current OMB A-87 Indirect Cost Allocation - \$0


Tillamook County
Statement of Budget
Fiscal Year July 1, 2013 - June 30, 2014

Fund:	301 Building Improvement
--------------	---------------------------------

Summary

FY 10-11 Actual	FY 11-12 Actual	FY 12-13 Adopted	Description	FY 13-14 Requested	FY 13-14 Proposed	FY 13-14 Approved	FY 13-14 Adopted
73,275	12,588	110,000	Total Materials & Services	153,000	110,000	110,000	110,000
393,278	382,611	393,000	Total Capital Outlay	500,000	300,000	300,000	300,000
0	0	0	Total Transfers Out	0	0	0	0
0	0	0	Total Contingency	0	0	0	0
1,016,738	624,406	100,000	Total Unappr Ending Fund Balance	450,000	193,000	193,000	193,000
<u>1,483,291</u>	<u>1,019,605</u>	<u>603,000</u>	Building Improvement Total	<u>1,103,000</u>	<u>603,000</u>	<u>603,000</u>	<u>603,000</u>

**THIS PAGE
INTENTIONALLY LEFT BLANK**



Tillamook County
 Statement of Budget
 Fiscal Year July 1, 2013 - June 30, 2014
 Revenues

Fund:	307 Road Improvement Const
--------------	-----------------------------------

FY 10-11 Actual	FY 11-12 Actual	FY 12-13 Adopted	Acct No	Funding Source	Description	FY 13-14 Requested	FY 13-14 Proposed	FY 13-14 Approved	FY 13-14 Adopted	Department
Revenues										
0	0	0	4690		Miscellaneous Revenue	0	0	0	0	
0	0	0	4699		Interest	0	0	0	0	
0	0	0	4903		Bond Proceeds	15,000,000	15,000,000	15,000,000	15,000,000	
<hr/>						Total Operating Revenue		<hr/>		
0	0	0				15,000,000	15,000,000	15,000,000	15,000,000	
0	0	0	4000		Beginning Balance	0	0	0	0	
<hr/>						Total Other Funding Sources		<hr/>		
0	0	0				0	0	0	0	
<hr/>						Total Revenue		<hr/>		
0	0	0				15,000,000	15,000,000	15,000,000	15,000,000	

Fund accounts for bond proceeds for County road improvements.
 GO Bond Measure on May 21, 2013 Ballot

Tillamook County
Statement of Budget
Fiscal Year July 1, 2013 - June 30, 2014
Expenditures

Fund:	307 Road Improvement Const
	30700 Rd Improvement Const

FY 10-11 Actual	FY 11-12 Actual	FY 12-13 Adopted	Acct No	Description	FTE	FY 13-14 Requested	FY 13-14 Proposed	FY 13-14 Approved	FY 13-14 Adopted
Expenditures									
0	0	0	7001	Printing & Advertising		0	0	0	0
0	0	0	7105	Contracted Services		500,000	500,000	500,000	750,000
0	0	0	7899	Misc Materials & Services		0	0	0	0
0	0	0	8010	Intercounty/Work Crew		0	0	0	750,000
<hr/>									
0	0	0	Total Materials & Services			500,000	500,000	500,000	1,500,000
0	0	0	9080	Infrastructure/Right-of-Way		0	0	0	
0	0	0	9081	Infrastructure/Construction		14,500,000	14,500,000	14,500,000	13,500,000
<hr/>									
0	0	0	Total Capital Outlay			14,500,000	14,500,000	14,500,000	13,500,000
0	0	0	Transfer to Road Fund			0	0	0	0
<hr/>									
0	0	0	Total Transfers Out			0	0	0	0
0	0	0	9900			0	0	0	0
<hr/>									
0	0	0	Total Contingency			0	0	0	0
0	0	0	9995	Unappro Ending Fund Balance		0	0	0	0
<hr/>									
0	0	0	Total Unappro Ending Fund Bal			0	0	0	0
<hr/>									
0	0	0	Total Expenditures			15,000,000	15,000,000	15,000,000	15,000,000


Tillamook County
Statement of Budget
Fiscal Year July 1, 2013 - June 30, 2014

Fund:	307 Road Imp Construction
--------------	----------------------------------

Summary

FY 10-11 Actual	FY 11-12 Actual	FY 12-13 Adopted	Description	FY 13-14 Requested	FY 13-14 Proposed	FY 13-14 Approved	FY 13-14 Adopted
0	0	0	Total Materials & Services	500,000	500,000	500,000	1,500,000
0	0	0	Total Capital Outlay	14,500,000	14,500,000	14,500,000	13,500,000
0	0	0	Total Transfers Out	0	0	0	0
0	0	0	Total Contingency	0	0	0	0
0	0	0	Total Unappr Ending Fund Balance	0	0	0	0
<u>0</u>	<u>0</u>	<u>0</u>	Road Imp Construction Total	<u>15,000,000</u>	<u>15,000,000</u>	<u>15,000,000</u>	<u>15,000,000</u>

**THIS PAGE
INTENTIONALLY LEFT BLANK**



Tillamook County
Statement of Budget
Fiscal Year July 1, 2013 - June 30, 2014
Revenues

Fund: 308 Road Construction Grant Proj.
--

FY 10-11 Adopted	FY 11-12 Adopted	FY 12-13 Adopted	Acct No	Funding Source Code	Description	FY 13-14 Requested	FY 13-14 Proposed	FY 13-14 Approved	FY 13-14 Adopted	Department
Revenues										
		3,044,660	4225		Federal Grants					
0	20,532	0			Slab Creek Culvert	6,900,000	6,900,000	6,900,000	6,900,000	
0	1,056,105	0	4290		Local/Community Funding (3rd St Project)	0	0	0	0	
0	0	0	4290		Local/Community Funding (Bixby Road)	75,000	75,000	75,000	75,000	
0	177,000	0	4670		Refunds & Reimbursements	0	0	0	0	
0	423	0	4699		Interest	0	1,000	1,000	1,000	
Total Operating Revenue						6,975,000	6,976,000	6,976,000	6,976,000	
0	1,254,060	3,044,660								
0	0	100,000	4000		Beginning Balance	1,000,000	480,000	480,000	480,000	
0	0	333,000	4800		Transfer from GF St For RevGrant Match (for Lommen Bridge)	333,000	333,000	333,000	333,000	
Total Other Funding Sources						1,333,000	813,000	813,000	813,000	
0	0	433,000								
Total Revenue						8,308,000	7,789,000	7,789,000	7,789,000	
0	1,254,060	3,477,660								

Created in 11-12. Grants to fund road construction projects
Farmer Creek Culvert Replacement - \$94,660 - Title II Funds
Slab Creek Road Culvert Replacement - \$150,000 - Title II Funds
Lommen Bridge (Foss Road) Design - \$1,000,000 - HBP Funds
Third Street Enhancement Project - \$1,800,000 - Flex Fund Grant (ODOT paying bills and administrating grant)

Tillamook County
Statement of Budget
Fiscal Year July 1, 2013 - June 30, 2014
Expenditures

Fund:	308 Road Construction Grant Proj.
Dept:	30800 Road Const Grant Projects

FY 10-11 Actual	FY 11-12 Actual	FY 12-13 Adopted	Acct No	Description	FTE	FY 13-14 Requested	FTE	FY 13-14 Proposed	FY 13-14 Approved	FY 13-14 Adopted
Expenditures										
0	0	0	7005	Postage & Shipping		0		0	0	0
0	19,011	0	7103	Consulting Services		0		0	0	0
0	0	3,044,660	7105	Contracted Services		8,308,000		7,789,000	7,789,000	7,789,000
0	0	0	7650	Permit Fees		0		0	0	0
0	0	0	7652	Culverts		0		0	0	0
0	0	0	7653	Rock, Aggregate		0		0	0	0
0	0	0	7654	Asphalt		0		0	0	0
0	0	0	7655	Traffic Services/Signs		0		0	0	0
0	0	0	7656	Paint Striping		0		0	0	0
0	0	0	7658	Mitigation & Erosion Control		0		0	0	0
0	0	0	7880	Rebates & Refunds		0		0	0	0
0	0	0	8010	Intercounty/Work Crew		0		0	0	0
<hr/>										
0	19,011	3,044,660	Total Materials & Services			8,308,000		7,789,000	7,789,000	7,789,000
<hr/>										
0	0	0	9080	Infrastructure/Right-of-Way		0		0	0	0
0	1,056,105	0	9081	Infrastructure/New Construction		0		0	0	0
0	1,056,105	0	Total Capital Outlay			0		0	0	0
<hr/>										
0	0	0	Total Transfers Out			0		0	0	0
<hr/>										
0	0	0	Total Contingency			0		0	0	0
<hr/>										
0	178,944	433,000	9995	Unappr Ending Fund Bal		0		0	0	0
0	178,944	433,000	Total Unappr Ending Fund Bal			0		0	0	0
<hr/>										
0	1,254,060	3,477,660	Total Expenditures			8,308,000		7,789,000	7,789,000	7,789,000

Tillamook County
Statement of Budget
Fiscal Year July 1, 2013 - June 30, 2014
Summary

Fund: 308 Road Construction Grant Proj.
--

FY 10-11 Actual	FY 11-12 Actual	FY 12-13 Adopted	Description	FTE	FY 13-14 Requested	FTE	FY 13-14 Proposed	FY 13-14 Approved	FY 13-14 Adopted
0	0	0	Total Personal Services	0	0	0	0	0	0
0	19,011	3,044,660	Total Materials & Services		8,308,000		7,789,000	7,789,000	7,789,000
0	1,056,105	0	Total Capital Outlay		0		0	0	0
0	0	0	Total Transfers Out		0		0	0	0
0	0	0	Total Contingency		0		0	0	0
0	178,944	433,000	Total Unappr Ending Fund Balance		0		0	0	0
<u>0</u>	<u>1,254,060</u>	<u>3,477,660</u>	Road Const Grant Projects Totals		<u>8,308,000</u>		<u>7,789,000</u>	<u>7,789,000</u>	<u>7,789,000</u>

**THIS PAGE
INTENTIONALLY LEFT BLANK**



Tillamook County
Statement of Budget
Fiscal Year July 1, 2013 - June 30, 2014
Revenues

Fund: History Fair Capital Projects
--

FY 10-11 Actual	FY 11-12 Actual	FY 12-13 Adopted	Acct No	Funding Source	Description	FY 13-14 Requested	FY 13-14 Proposed	FY 13-14 Approved	FY 13-14 Adopted	Department
Revenues										
0	0	0	4250		State Grants					
0	483,500	0	4269		Donations					
230,000	0	0	4290		Local/Community Funding					
74,804	0	0	4690		Miscellaneous Revenue					
50	1,334	0	4699		Interest					
0	0	0	4695		Property Sale Proceeds					
0	0	0	4901		Loan Proceeds (TLC Loan @ 0%)					
<u>304,854</u>	<u>484,834</u>	<u>0</u>			Total Operating Revenue	<u>0</u>	<u>0</u>	<u>0</u>	<u>0</u>	
0	304,854	100,000	4000		Beginning Balance					
<u>0</u>	<u>304,854</u>	<u>100,000</u>			Total Other Funding Sources	<u>0</u>	<u>0</u>	<u>0</u>	<u>0</u>	
<u>304,854</u>	<u>789,688</u>	<u>100,000</u>			Total Revenue	<u>0</u>	<u>0</u>	<u>0</u>	<u>0</u>	

Fund accounts for revenues and donations for purpose of fair building projects and capital improvements.

FY 10/11 - Capital construction project - 4-H Pavilion

FY 11/12 - Capital construction project - 4-H Pavilion

FY 12/13 - Complete 4-H Pavilion

Tillamook County
Statement of Budget
Fiscal Year July 1, 2013 - June 30, 2014
Expenditures

Fund:	History Fair Capital Projects
Dept:	

FY 10-11 Actual	FY 11-12 Actual	FY 12-13 Adopted	Acct No	Description	FTE	FY 13-14 Requested	FY 13-14 Proposed	FY 13-14 Approved	FY 13-14 Adopted
Expenditures									
0	413	0	7001	Printing & Advertising					
0	4,850	0	7105	Contracted Services					
0	0	0	7610	Equipment Rental					
0	6,882	10,000	7899	Misc Materials & Services					
<hr/>									
0	12,145	10,000		Total Materials & Services		0	0	0	0
0	549,280	90,000	9040	Building/Improvements					
0	0	0	9050	Land Acquisition					
<hr/>									
0	549,280	90,000		Total Capital Outlay		0	0	0	0
0	0	0							
<hr/>									
0	0	0		Total Transfers Out		0	0	0	0
<hr/>									
0	0	0		Total Contingency		0	0	0	0
304,854	228,263	0	9995	Unappro Ending Fund Balance					
<hr/>									
304,854	228,263	0		Total Unappro Ending Fund Bal		0	0	0	0
<hr/>									
304,854	789,688	100,000		Total Expenditures		0	0	0	0

Current OMB A-87 Indirect Cost Allocation - \$0

FY 11/12 budget for purpose of constructing 4-H Youth Pavillion at Fairgrounds. Project to be funded through donations, foundation grants and local community funding.

Tillamook County

Statement of Budget

Fiscal Year July 1, 2013 - June 30, 2014

Fund:	History Fair Capital Projects
--------------	--------------------------------------

Summary

FY 10-11 Actual	FY 11-12 Actual	FY 12-13 Adopted	Description	FY 13-14 Requested	FY 13-14 Proposed	FY 13-14 Approved	FY 13-14 Adopted
0	12,145	10,000	Total Materials & Services	0	0	0	0
0	549,280	90,000	Total Capital Outlay	0	0	0	0
0	0	0	Total Transfers Out	0	0	0	0
0	0	0	Total Contingency	0	0	0	0
304,854	228,263	0	Total Unappr Ending Fund Balance	0	0	0	0
<u>304,854</u>	<u>789,688</u>	<u>100,000</u>	Fair Cap Projects Total	<u>0</u>	<u>0</u>	<u>0</u>	<u>0</u>

**THIS PAGE
INTENTIONALLY LEFT BLANK**



Tillamook County
Statement of Budget
Fiscal Year July 1, 2013 - June 30, 2014
Revenues

Fund: History OTIA Bridge Construction

FY 10-11 Actual	FY 11-12 Actual	FY 12-13 Adopted	Acct No	Funding Source	Description	FY 13-14 Requested	FY 13-14 Proposed	FY 13-14 Approved	FY 13-14 Adopted	Department
Revenues										
0	0	0	4250		OTIA Grant	0	0	0	0	
0	0	0	4690		Miscellaneous Revenue	0	0	0	0	
175	28	0	4699		Interest	0	0	0	0	
<hr/>						Total Operating Revenue		<hr/>		
175	28	0				0	0	0	0	
62,062	30,624	0	4000		Beginning Balance	0	0	0	0	
<hr/>						Total Other Funding Sources		<hr/>		
62,062	30,624	0				0	0	0	0	
<hr/>						Total Revenue		<hr/>		
62,237	30,652	0				0	0	0	0	

Fund accounts for grant funds from OTIA and dedicated to County bridge projects.

31,613	23,765		Program Codes:	
0	0		Johnson Bridge	306000
0	5,235		East Creek Bridge	306001
0	0		Sorensen Bridge	306002
0	0		Bewley Bridge	306003
0	0		Josi Bridge	306004
0	0		Killam Creek Bridge	306005
0	0		Total Expenditures	
	1,652 (returned to ODOT/projects complete)			

Tillamook County
Statement of Budget
Fiscal Year July 1, 2013 - June 30, 2014
Expenditures

Fund:	History OTIA Bridge Construction
--------------	---

FY 10-11 Actual	FY 11-12 Actual	FY 12-13 Adopted	Acct No	Description	FTE	FY 13-14 Requested	FY 13-14 Proposed	FY 13-14 Approved	FY 13-14 Adopted
Expenditures									
0	0	0	7001	Printing & Advertising		0	0	0	0
21,023	5,235	0	7103	Consulting Services		0	0	0	0
0	1,652	0	7899	Misc Materials & Services		0	0	0	0
0	23,765	0	8010	Intercounty/Work Crew		0	0	0	0
<hr/>									
21,023	30,652	0	Total Materials & Services			0	0	0	0
0	0	0	9080	Infrastructure/Right-of-Way		0	0	0	0
10,590	0	0	9081	Infrastructure/Construction		0	0	0	0
<hr/>									
10,590	0	0	Total Capital Outlay			0	0	0	0
0	0	0	9810	Transfer to Road Fund		0	0	0	0
<hr/>									
0	0	0	Total Transfers Out			0	0	0	0
0	0	0	9900			0			
0	0	0	Total Contingency			0	0	0	0
30,624	0	0	9995	Unappro Ending Fund Balance		0	0	0	0
<hr/>									
30,624	0	0	Total Unappro Ending Fund Bal			0	0	0	0
<hr/>									
62,237	30,652	0	Total Expenditures			0	0	0	0

Tillamook County

Statement of Budget

Fiscal Year July 1, 2013 - June 30, 2014

Fund:	History OTIA Bridge Construction
--------------	---

Summary

FY 10-11 Actual	FY 11-12 Actual	FY 12-13 Adopted	Description	FY 13-14 Requested	FY 13-14 Proposed	FY 13-14 Approved	FY 13-14 Adopted
21,023	30,652	0	Total Materials & Services	0	0	0	0
10,590	0	0	Total Capital Outlay	0	0	0	0
0	0	0	Total Transfers Out	0	0	0	0
0	0	0	Total Contingency	0	0	0	0
30,624	0	0	Total Unappr Ending Fund Balance	0	0	0	0
<u>62,237</u>	<u>30,652</u>	<u>0</u>	OTIA Bridge Construction Total	<u>0</u>	<u>0</u>	<u>0</u>	<u>0</u>

**THIS PAGE
INTENTIONALLY LEFT BLANK**





CAPITAL PROJECT FUNDS

SUMMARY

**THIS PAGE
INTENTIONALLY LEFT BLANK**



**Tillamook County
Statement of Budget
Fiscal Year July 1, 2013 - June 30, 2014**

**CAPITAL FUNDS
REVENUE SUMMARY**

FY 10-11 Actual	FY 11-12 Actual	FY 12-13 Adopted	Description	FY 13-14 Requested	FY 13-14 Proposed	FY 13-14 Approved	FY 13-14 Adopted
311,002	1,741,789	3,047,660	Total Operating Revenue	21,978,000	21,979,000	21,979,000	21,979,000
1,539,380	1,352,216	1,133,000	Total Other Funding Sources	2,433,000	1,413,000	1,413,000	1,413,000
<u>1,850,382</u>	<u>3,094,005</u>	<u>4,180,660</u>	Capital Funds Totals	<u>24,411,000</u>	<u>23,392,000</u>	<u>23,392,000</u>	<u>23,392,000</u>

**Tillamook County
Statement of Budget
Fiscal Year July 1, 2013 - June 30, 2014**

**CAPITAL FUNDS
EXPENDITURE SUMMARY**

FY 10-11 Actual	FY 11-12 Actual	FY 12-13 Adopted	Description	FY 13-14 Requested	FY 13-14 Proposed	FY 13-14 Approved	FY 13-14 Adopted
94,298	74,396	3,164,660	Total Materials & Services	8,961,000	8,399,000	8,399,000	9,399,000
403,868	1,987,996	483,000	Total Capital Outlay	15,000,000	14,800,000	14,800,000	13,800,000
0	0	0	Total Transfers Out	0	0	0	0
0	0	0	Total Contingency	0	0	0	0
1,352,216	1,031,613	533,000	Total Unappr Ending Fund Balance	450,000	193,000	193,000	193,000
<u>1,850,382</u>	<u>3,094,005</u>	<u>4,180,660</u>	Capital Funds Totals	<u>24,411,000</u>	<u>23,392,000</u>	<u>23,392,000</u>	<u>23,392,000</u>

**THIS PAGE
INTENTIONALLY LEFT BLANK**





**SUMMARY
BUDGET
ALL
FUNDS**

**THIS PAGE
INTENTIONALLY LEFT BLANK**



**Tillamook County
Statement of Budget**

Fiscal Year July 1, 2013 - June 30, 2014

GRAND TOTALS

REVENUE SUMMARY

FY 10-11 Actual	FY 11-12 Actual	FY 12-13 Adopted	Description	FY 13-14 Requested	FY 13-14 Proposed	FY 13-14 Approved	FY 13-14 Adopted
36,963,569	36,189,660	47,223,507	Total Operating Revenue	63,111,151	64,009,144	64,109,144	64,386,144
20,194,938	19,493,346	17,188,423	Total Other Funding Sources	17,959,248	17,059,155	17,059,155	17,059,155
<u>57,158,507</u>	<u>55,683,006</u>	<u>64,411,930</u>	Grand Totals	<u>81,070,399</u>	<u>81,068,299</u>	<u>81,168,299</u>	<u>81,445,299</u>

**Tillamook County
Statement of Budget**

Fiscal Year July 1, 2013 - June 30, 2014

GRAND TOTALS

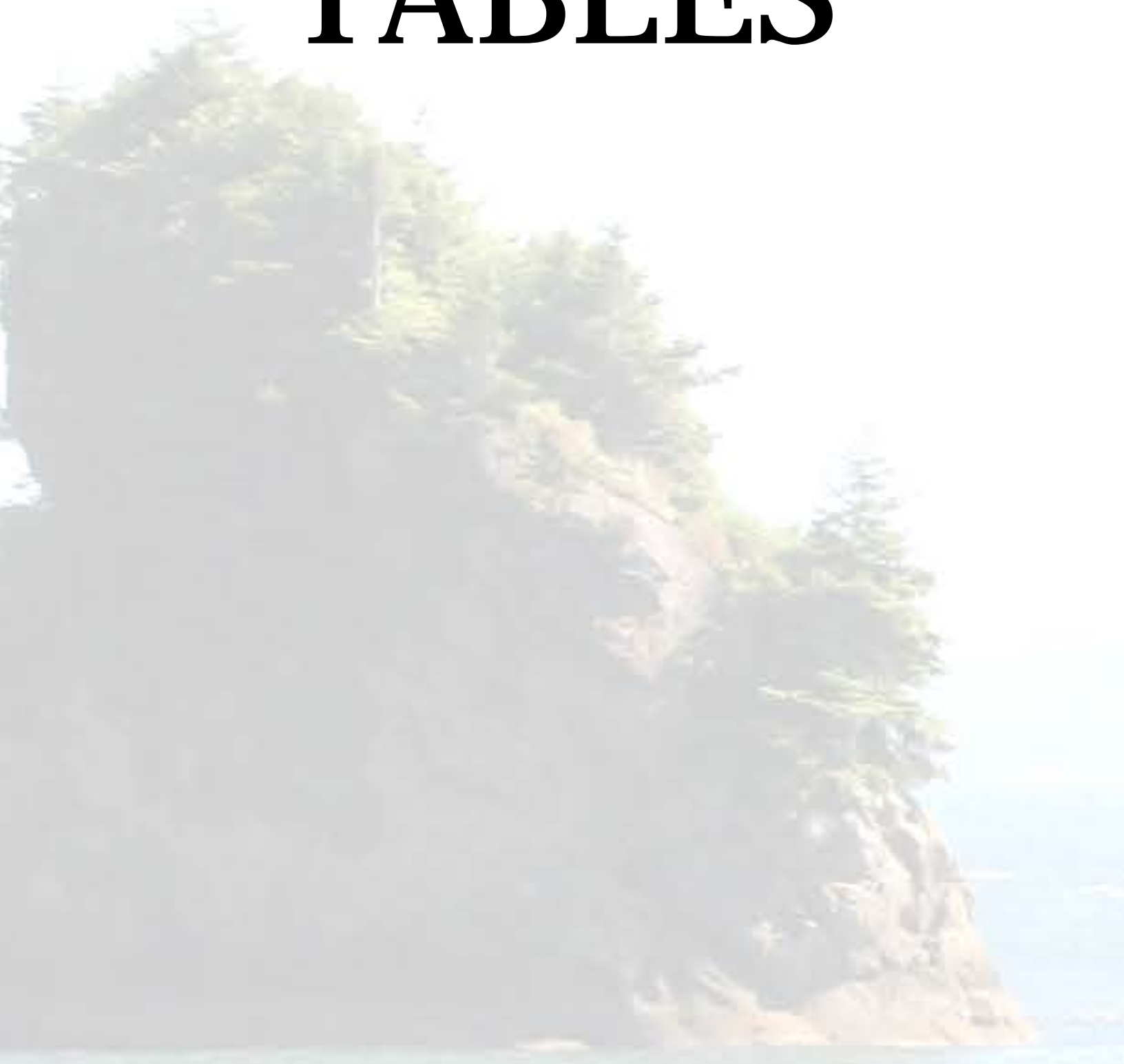
EXPENDITURE SUMMARY

FY 10-11 Actual	FY 11-12 Actual	FY 12-13 Adopted	Description	FY 13-14 Requested	FY 13-14 Proposed	FY 13-14 Approved	FY 13-14 Adopted
19,198,431	18,881,554	21,621,707	Total Personal Services	22,729,485	22,378,240	22,478,240	22,755,240
14,217,275	13,229,767	24,455,198	Total Materials & Services	26,126,583	25,826,173	25,826,173	26,826,173
1,488,695	3,166,404	3,350,710	Total Capital Outlay	18,517,648	18,145,050	18,145,050	17,145,050
1,392,446	596,881	1,639,000	Total Transfers Out	2,343,500	1,855,500	1,855,500	1,855,500
0	0	2,108,786	Total Contingency	2,403,324	2,450,970	2,450,970	2,450,970
1,792,579	1,795,180	1,803,625	Total Debt Service	1,797,649	1,797,649	1,797,649	1,797,649
19,069,081	18,013,220	9,432,904	Total Unappr Ending Fund Balance	10,668,261	8,614,717	8,614,717	8,614,717
<u>57,158,507</u>	<u>55,683,006</u>	<u>64,411,930</u>	Grand Total	<u>84,586,450</u>	<u>81,068,299</u>	<u>81,168,299</u>	<u>81,445,299</u>

**THIS PAGE
INTENTIONALLY LEFT BLANK**



SALARY TABLES



**THIS PAGE
INTENTIONALLY LEFT BLANK**



AFSCME Pay Table Effective July 1, 2013 through June 30, 2014

Classifications Covered	After Completion of 10 years of service and at Step 6											After Completion of 15 years of service and at Step L1				
	Step 1	Step 2	Step 3	Step 4	Step 5	Step 6	Step L1	Step L2	Step 1	Step 2	Step 3	Step 4	Step 5	Step 6	Step L1	Step L2
Custodian, Office Assistant, Park Fee Collector	Hourly	\$ 11.20	\$ 11.77	\$ 12.36	\$ 12.98	\$ 13.63	\$ 14.32	\$ 14.61	\$ 14.90							
	Semimonthly	\$ 971.00	\$ 1,020.00	\$ 1,071.00	\$ 1,125.00	\$ 1,181.50	\$ 1,241.00	\$ 1,266.00	\$ 1,291.50							
	Monthly	\$ 1,942.00	\$ 2,040.00	\$ 2,142.00	\$ 2,250.00	\$ 2,363.00	\$ 2,482.00	\$ 2,532.00	\$ 2,583.00							
	Annually	\$ 23,304.00	\$ 24,480.00	\$ 25,704.00	\$ 27,000.00	\$ 28,356.00	\$ 29,784.00	\$ 30,384.00	\$ 30,996.00							
	Hourly	\$ 11.77	\$ 12.36	\$ 12.98	\$ 13.63	\$ 14.32	\$ 15.04	\$ 15.35	\$ 15.66							
	Semimonthly	\$ 1,020.00	\$ 1,071.00	\$ 1,125.00	\$ 1,181.50	\$ 1,241.00	\$ 1,303.50	\$ 1,330.00	\$ 1,357.00							
	Monthly	\$ 2,040.00	\$ 2,142.00	\$ 2,250.00	\$ 2,363.00	\$ 2,482.00	\$ 2,607.00	\$ 2,660.00	\$ 2,714.00							
	Annually	\$ 24,480.00	\$ 25,704.00	\$ 27,000.00	\$ 28,356.00	\$ 29,784.00	\$ 31,284.00	\$ 31,920.00	\$ 32,568.00							
Victim's Specialist	Hourly	\$ 12.36	\$ 12.98	\$ 13.63	\$ 14.32	\$ 15.04	\$ 15.80	\$ 16.11	\$ 16.44							
	Semimonthly	\$ 1,071.00	\$ 1,125.00	\$ 1,181.50	\$ 1,241.00	\$ 1,303.50	\$ 1,369.00	\$ 1,396.50	\$ 1,424.50							
	Monthly	\$ 2,142.00	\$ 2,250.00	\$ 2,363.00	\$ 2,482.00	\$ 2,607.00	\$ 2,738.00	\$ 2,793.00	\$ 2,849.00							
	Annually	\$ 25,704.00	\$ 27,000.00	\$ 28,356.00	\$ 29,784.00	\$ 31,284.00	\$ 32,856.00	\$ 33,516.00	\$ 34,188.00							
Library Assistant 1, Office Specialist 1	Hourly	\$ 12.98	\$ 13.63	\$ 14.32	\$ 15.04	\$ 15.80	\$ 16.59	\$ 16.92	\$ 17.26							
	Semimonthly	\$ 1,125.00	\$ 1,181.50	\$ 1,241.00	\$ 1,303.50	\$ 1,369.00	\$ 1,437.50	\$ 1,466.50	\$ 1,496.00							
	Monthly	\$ 2,250.00	\$ 2,363.00	\$ 2,482.00	\$ 2,607.00	\$ 2,738.00	\$ 2,875.00	\$ 2,933.00	\$ 2,992.00							
	Annually	\$ 27,000.00	\$ 28,356.00	\$ 29,784.00	\$ 31,284.00	\$ 32,856.00	\$ 34,500.00	\$ 35,196.00	\$ 35,904.00							
Accounting Clerk 1, Flagger	Hourly	\$ 13.63	\$ 14.32	\$ 15.04	\$ 15.80	\$ 16.59	\$ 17.42	\$ 17.77	\$ 18.13							
	Semimonthly	\$ 1,181.50	\$ 1,241.00	\$ 1,303.50	\$ 1,369.00	\$ 1,437.50	\$ 1,509.50	\$ 1,540.00	\$ 1,571.00							
	Monthly	\$ 2,363.00	\$ 2,482.00	\$ 2,607.00	\$ 2,738.00	\$ 2,875.00	\$ 3,019.00	\$ 3,080.00	\$ 3,142.00							
	Annually	\$ 28,356.00	\$ 29,784.00	\$ 31,284.00	\$ 32,856.00	\$ 34,500.00	\$ 36,228.00	\$ 36,960.00	\$ 37,704.00							

AFSCME Pay Table Effective July 1, 2013 through June 30, 2014

Classifications Covered	After Completion of 10 years of service and at Step 6										After Completion of 15 years of service and at Step L1		After Completion of 15 years of service and at Step L2	
	Step 1	Step 2	Step 3	Step 4	Step 5	Step 6	Step L1	Step L2	Step L1	Step L2	Step L1	Step L2		
Range 6 Library Assistant 2, Road MEO-Entry Level	Hourly	\$ 14.32	\$ 15.04	\$ 15.80	\$ 16.59	\$ 17.42	\$ 18.29			\$ 18.66	\$ 19.03			
	Semimonthly	\$ 1,241.00	\$ 1,303.50	\$ 1,369.00	\$ 1,437.50	\$ 1,509.50	\$ 1,585.00			\$ 1,617.00	\$ 1,649.50			
	Monthly	\$ 2,482.00	\$ 2,607.00	\$ 2,738.00	\$ 2,875.00	\$ 3,019.00	\$ 3,170.00			\$ 3,234.00	\$ 3,299.00			
	Annually	\$ 29,784.00	\$ 31,284.00	\$ 32,856.00	\$ 34,500.00	\$ 36,228.00	\$ 38,040.00			\$ 38,808.00	\$ 39,588.00			
Range 7 Building & Grounds Maintenance Worker, Office Specialist 2	Hourly	\$ 15.04	\$ 15.80	\$ 16.59	\$ 17.42	\$ 18.29	\$ 19.21			\$ 19.59	\$ 19.98			
	Semimonthly	\$ 1,303.50	\$ 1,369.00	\$ 1,437.50	\$ 1,509.50	\$ 1,585.00	\$ 1,664.50			\$ 1,698.00	\$ 1,732.00			
	Monthly	\$ 2,607.00	\$ 2,738.00	\$ 2,875.00	\$ 3,019.00	\$ 3,170.00	\$ 3,329.00			\$ 3,396.00	\$ 3,464.00			
	Annually	\$ 31,284.00	\$ 32,856.00	\$ 34,500.00	\$ 36,228.00	\$ 38,040.00	\$ 39,948.00			\$ 40,752.00	\$ 41,568.00			
Range 8 Park Maintenance & Operations Technician 1	Hourly	\$ 15.80	\$ 16.59	\$ 17.42	\$ 18.29	\$ 19.21	\$ 20.17			\$ 20.57	\$ 20.99			
	Semimonthly	\$ 1,369.00	\$ 1,437.50	\$ 1,509.50	\$ 1,585.00	\$ 1,664.50	\$ 1,748.00			\$ 1,783.00	\$ 1,819.00			
	Monthly	\$ 2,738.00	\$ 2,875.00	\$ 3,019.00	\$ 3,170.00	\$ 3,329.00	\$ 3,496.00			\$ 3,566.00	\$ 3,638.00			
	Annually	\$ 32,856.00	\$ 34,500.00	\$ 36,228.00	\$ 38,040.00	\$ 39,948.00	\$ 41,952.00			\$ 42,792.00	\$ 43,656.00			
Range 9 Accounting Clerk 2, Legal Assistant 1, Library Assistant 3, Medical Clinic Assistant, Permit Technician, Road MEO-Journey Level	Hourly	\$ 16.59	\$ 17.42	\$ 18.29	\$ 19.21	\$ 20.17	\$ 21.18			\$ 21.61	\$ 22.04			
	Semimonthly	\$ 1,437.50	\$ 1,509.50	\$ 1,585.00	\$ 1,664.50	\$ 1,748.00	\$ 1,835.50			\$ 1,872.50	\$ 1,910.00			
	Monthly	\$ 2,875.00	\$ 3,019.00	\$ 3,170.00	\$ 3,329.00	\$ 3,496.00	\$ 3,671.00			\$ 3,745.00	\$ 3,820.00			
	Annually	\$ 34,500.00	\$ 36,228.00	\$ 38,040.00	\$ 39,948.00	\$ 41,952.00	\$ 44,052.00			\$ 44,940.00	\$ 45,840.00			
Range 10 Computer Operations Technician, Survey Technician, Grant Compliance Assistant, EMR Specialist, Property Appraiser Trainee	Hourly	\$ 17.42	\$ 18.29	\$ 19.21	\$ 20.17	\$ 21.18	\$ 22.24			\$ 22.69	\$ 23.15			
	Semimonthly	\$ 1,509.50	\$ 1,585.00	\$ 1,664.50	\$ 1,748.00	\$ 1,835.50	\$ 1,927.50			\$ 1,966.50	\$ 2,006.00			
	Monthly	\$ 3,019.00	\$ 3,170.00	\$ 3,329.00	\$ 3,496.00	\$ 3,671.00	\$ 3,855.00			\$ 3,933.00	\$ 4,012.00			
	Annually	\$ 36,228.00	\$ 38,040.00	\$ 39,948.00	\$ 41,952.00	\$ 44,052.00	\$ 46,260.00			\$ 47,196.00	\$ 48,144.00			

AFSCME Pay Table Effective July 1, 2013 through June 30, 2014

Classifications Covered	After Completion of 10 years service and at Step 6						After Completion of 15 years service and at Step L1						
	Step 1	Step 2	Step 3	Step 4	Step 5	Step 6	Step L1	Step L2	Step L3	Step L4	Step L5		
Range 11 Accounting Technician, Building Inspector 1, Child Support Enforcement Agent, Juvenile Violations Court/Conflict Solutions Coordinator, Land Use Planner 1, Legal Assistant 2, Park Maintenance & Operations Technician 2, Road MEO-Advanced Journey Level, Veterans Services Coordinator, Victim's Assistance Coordinator, Road MEO-Vet Control Coord 2	Hourly	\$ 18.29	\$ 19.21	\$ 20.17	\$ 21.18	\$ 22.24	\$ 23.35	\$ 24.30	\$ 25.32	\$ 26.35	\$ 27.35	\$ 28.35	\$ 29.35
	Semimonthly	\$ 1,585.00	\$ 1,664.50	\$ 1,748.00	\$ 1,835.50	\$ 1,927.50	\$ 2,024.00	\$ 2,106.00	\$ 2,168.50	\$ 2,277.00	\$ 2,385.00	\$ 2,493.00	\$ 2,601.00
	Monthly	\$ 3,170.00	\$ 3,329.00	\$ 3,496.00	\$ 3,671.00	\$ 3,855.00	\$ 4,048.00	\$ 4,232.00	\$ 4,424.00	\$ 4,617.00	\$ 4,810.00	\$ 5,003.00	\$ 5,196.00
	Annually	\$ 38,040.00	\$ 39,948.00	\$ 41,952.00	\$ 44,052.00	\$ 46,260.00	\$ 48,576.00	\$ 50,992.00	\$ 53,488.00	\$ 55,992.00	\$ 58,512.00	\$ 61,032.00	\$ 63,552.00
Range 12 Engineering Technician 1, Environmental Health Specialist 1, Licensed Practical Nurse (LPN), Mechanic, Medical Billing Technician, Property Appraiser 1	Hourly	\$ 19.21	\$ 20.17	\$ 21.18	\$ 22.24	\$ 23.35	\$ 24.53	\$ 25.52	\$ 26.27	\$ 27.04	\$ 27.80	\$ 28.56	\$ 29.35
	Semimonthly	\$ 1,664.50	\$ 1,748.00	\$ 1,835.50	\$ 1,927.50	\$ 2,024.00	\$ 2,125.50	\$ 2,212.00	\$ 2,277.00	\$ 2,385.00	\$ 2,493.00	\$ 2,601.00	\$ 2,709.00
	Monthly	\$ 3,329.00	\$ 3,496.00	\$ 3,671.00	\$ 3,855.00	\$ 4,048.00	\$ 4,251.00	\$ 4,424.00	\$ 4,554.00	\$ 4,782.00	\$ 4,966.00	\$ 5,196.00	\$ 5,372.00
	Annually	\$ 39,948.00	\$ 41,952.00	\$ 44,052.00	\$ 46,260.00	\$ 48,576.00	\$ 51,012.00	\$ 53,088.00	\$ 55,248.00	\$ 57,552.00	\$ 60,000.00	\$ 62,592.00	\$ 65,264.00
Range 13 Juvenile Counselor, Public Health Program Representative	Hourly	\$ 20.17	\$ 21.18	\$ 22.24	\$ 23.35	\$ 24.53	\$ 25.75	\$ 26.80	\$ 27.58	\$ 28.35	\$ 29.10	\$ 29.85	\$ 30.60
	Semimonthly	\$ 1,748.00	\$ 1,835.50	\$ 1,927.50	\$ 2,024.00	\$ 2,125.50	\$ 2,232.00	\$ 2,323.00	\$ 2,439.00	\$ 2,554.00	\$ 2,670.00	\$ 2,786.00	\$ 2,902.00
	Monthly	\$ 3,496.00	\$ 3,671.00	\$ 3,855.00	\$ 4,048.00	\$ 4,251.00	\$ 4,464.00	\$ 4,646.00	\$ 4,878.00	\$ 5,110.00	\$ 5,342.00	\$ 5,574.00	\$ 5,806.00
	Annually	\$ 41,952.00	\$ 44,052.00	\$ 46,260.00	\$ 48,576.00	\$ 51,012.00	\$ 53,568.00	\$ 56,144.00	\$ 58,752.00	\$ 61,392.00	\$ 64,064.00	\$ 66,768.00	\$ 69,504.00
Range 14 Environmental Health Specialist 2, Land Use Planner 2, Property Appraiser 2, Solid Waste Coordinator	Hourly	\$ 21.18	\$ 22.24	\$ 23.35	\$ 24.52	\$ 25.75	\$ 27.04	\$ 28.13	\$ 28.97	\$ 29.75	\$ 30.52	\$ 31.29	\$ 32.06
	Semimonthly	\$ 1,835.50	\$ 1,927.50	\$ 2,024.00	\$ 2,125.50	\$ 2,232.00	\$ 2,344.00	\$ 2,439.00	\$ 2,554.00	\$ 2,670.00	\$ 2,786.00	\$ 2,902.00	\$ 3,018.00
	Monthly	\$ 3,671.00	\$ 3,855.00	\$ 4,048.00	\$ 4,251.00	\$ 4,464.00	\$ 4,688.00	\$ 4,878.00	\$ 5,110.00	\$ 5,342.00	\$ 5,574.00	\$ 5,806.00	\$ 6,038.00
	Annually	\$ 44,052.00	\$ 46,260.00	\$ 48,576.00	\$ 51,012.00	\$ 53,568.00	\$ 56,256.00	\$ 59,072.00	\$ 61,912.00	\$ 64,776.00	\$ 67,664.00	\$ 70,576.00	\$ 73,504.00
Range 15 Engineering Technician Leadworker, GIS Cartographic Analyst, Mechanic Leadworker, Registered Nurse 1,	Hourly	\$ 22.24	\$ 23.35	\$ 24.53	\$ 25.75	\$ 27.04	\$ 28.40	\$ 29.56	\$ 30.60	\$ 31.64	\$ 32.68	\$ 33.72	\$ 34.76
	Semimonthly	\$ 1,927.50	\$ 2,024.00	\$ 2,125.50	\$ 2,232.00	\$ 2,344.00	\$ 2,461.50	\$ 2,561.50	\$ 2,682.00	\$ 2,803.00	\$ 2,924.00	\$ 3,045.00	\$ 3,166.00
	Monthly	\$ 3,855.00	\$ 4,048.00	\$ 4,251.00	\$ 4,464.00	\$ 4,688.00	\$ 4,923.00	\$ 5,123.00	\$ 5,323.00	\$ 5,552.00	\$ 5,781.00	\$ 6,010.00	\$ 6,239.00
	Annually	\$ 46,260.00	\$ 48,576.00	\$ 51,012.00	\$ 53,568.00	\$ 56,256.00	\$ 59,072.00	\$ 61,912.00	\$ 64,776.00	\$ 67,664.00	\$ 70,576.00	\$ 73,504.00	\$ 76,448.00

AFSCME Pay Table Effective July 1, 2013 through June 30, 2014

Classifications Covered	After Completion of 10 years of service and at Step 6											After Completion of 15 years of service and at Step L1		After Completion of 15 years of service and at Step L2	
	Step 1	Step 2	Step 3	Step 4	Step 5	Step 6	Step L1	Step L2	Step L1	Step L2	Step L1	Step L2	Step L1	Step L2	
Engineering Technician 2, Librarian, Registered Nurse 2, Survey Supervisor	Hourly	\$ 23.35	\$ 24.53	\$ 25.75	\$ 27.05	\$ 28.40	\$ 29.83	\$ 30.43	\$ 31.04	\$ 31.65	\$ 32.26	\$ 32.87	\$ 33.48	\$ 34.09	
	Semimonthly	\$ 2,024.00	\$ 2,125.50	\$ 2,232.00	\$ 2,344.00	\$ 2,461.50	\$ 2,585.00	\$ 2,637.00	\$ 2,690.00	\$ 2,743.00	\$ 2,796.00	\$ 2,849.00	\$ 2,902.00	\$ 2,955.00	
	Monthly	\$ 4,048.00	\$ 4,251.00	\$ 4,464.00	\$ 4,688.00	\$ 4,923.00	\$ 5,170.00	\$ 5,274.00	\$ 5,380.00	\$ 5,486.00	\$ 5,592.00	\$ 5,698.00	\$ 5,804.00	\$ 5,910.00	
	Annually	\$ 48,576.00	\$ 51,012.00	\$ 53,568.00	\$ 56,256.00	\$ 59,076.00	\$ 62,040.00	\$ 63,288.00	\$ 64,560.00	\$ 65,840.00	\$ 67,120.00	\$ 68,400.00	\$ 69,680.00	\$ 70,960.00	
Analyst/Programmer 1, Building Inspector 2, Land Use Planner 3, Property Appraiser 3, Registered Nurse 3	Hourly	\$ 24.53	\$ 25.75	\$ 27.05	\$ 28.40	\$ 29.83	\$ 31.32	\$ 31.95	\$ 32.59	\$ 33.22	\$ 33.85	\$ 34.48	\$ 35.11	\$ 35.74	
	Semimonthly	\$ 2,125.50	\$ 2,232.00	\$ 2,344.00	\$ 2,461.50	\$ 2,585.00	\$ 2,714.50	\$ 2,769.00	\$ 2,824.50	\$ 2,879.00	\$ 2,934.00	\$ 2,989.00	\$ 3,044.00	\$ 3,099.00	
	Monthly	\$ 4,251.00	\$ 4,464.00	\$ 4,688.00	\$ 4,923.00	\$ 5,170.00	\$ 5,429.00	\$ 5,538.00	\$ 5,649.00	\$ 5,760.00	\$ 5,871.00	\$ 5,982.00	\$ 6,093.00	\$ 6,204.00	
	Annually	\$ 51,012.00	\$ 53,568.00	\$ 56,256.00	\$ 59,076.00	\$ 62,040.00	\$ 65,148.00	\$ 66,456.00	\$ 67,788.00	\$ 69,120.00	\$ 70,480.00	\$ 71,840.00	\$ 73,200.00	\$ 74,560.00	
Building Inspector 3, Electrical Inspector	Hourly	\$ 25.75	\$ 27.05	\$ 28.40	\$ 29.83	\$ 31.32	\$ 32.89	\$ 33.55	\$ 34.23	\$ 34.90	\$ 35.57	\$ 36.24	\$ 36.91	\$ 37.58	
	Semimonthly	\$ 2,232.00	\$ 2,344.00	\$ 2,461.50	\$ 2,585.00	\$ 2,714.50	\$ 2,850.50	\$ 2,908.00	\$ 2,966.50	\$ 3,025.00	\$ 3,083.50	\$ 3,142.00	\$ 3,200.50	\$ 3,259.00	
	Monthly	\$ 4,464.00	\$ 4,688.00	\$ 4,923.00	\$ 5,170.00	\$ 5,429.00	\$ 5,701.00	\$ 5,816.00	\$ 5,933.00	\$ 6,049.00	\$ 6,166.00	\$ 6,283.00	\$ 6,400.00	\$ 6,517.00	
	Annually	\$ 53,568.00	\$ 56,256.00	\$ 59,076.00	\$ 62,040.00	\$ 65,148.00	\$ 68,412.00	\$ 69,792.00	\$ 71,196.00	\$ 72,600.00	\$ 74,004.00	\$ 75,408.00	\$ 76,812.00	\$ 78,216.00	
Systems Manager	Hourly	\$ 27.05	\$ 28.40	\$ 29.83	\$ 31.32	\$ 32.89	\$ 34.54	\$ 35.23	\$ 35.94	\$ 36.65	\$ 37.36	\$ 38.07	\$ 38.78	\$ 39.49	
	Semimonthly	\$ 2,344.00	\$ 2,461.50	\$ 2,585.00	\$ 2,714.50	\$ 2,850.50	\$ 2,993.50	\$ 3,053.50	\$ 3,115.00	\$ 3,176.50	\$ 3,238.00	\$ 3,299.50	\$ 3,361.00	\$ 3,422.50	
	Monthly	\$ 4,688.00	\$ 4,923.00	\$ 5,170.00	\$ 5,429.00	\$ 5,701.00	\$ 5,987.00	\$ 6,107.00	\$ 6,230.00	\$ 6,353.00	\$ 6,476.00	\$ 6,600.00	\$ 6,723.00	\$ 6,846.00	
	Annually	\$ 56,256.00	\$ 59,076.00	\$ 62,040.00	\$ 65,148.00	\$ 68,412.00	\$ 71,844.00	\$ 73,284.00	\$ 74,760.00	\$ 76,236.00	\$ 77,712.00	\$ 79,188.00	\$ 80,664.00	\$ 82,140.00	
	Hourly	\$ 28.40	\$ 29.83	\$ 31.32	\$ 32.89	\$ 34.54	\$ 36.27	\$ 37.00	\$ 37.74	\$ 38.47	\$ 39.20	\$ 39.93	\$ 40.66	\$ 41.39	
	Semimonthly	\$ 2,461.50	\$ 2,585.00	\$ 2,714.50	\$ 2,850.50	\$ 2,993.50	\$ 3,143.50	\$ 3,206.50	\$ 3,271.00	\$ 3,335.50	\$ 3,400.00	\$ 3,464.50	\$ 3,529.00	\$ 3,593.50	
	Monthly	\$ 4,923.00	\$ 5,170.00	\$ 5,429.00	\$ 5,701.00	\$ 5,987.00	\$ 6,287.00	\$ 6,413.00	\$ 6,540.00	\$ 6,666.00	\$ 6,792.00	\$ 6,918.00	\$ 7,044.00	\$ 7,170.00	
	Annually	\$ 59,076.00	\$ 62,040.00	\$ 65,148.00	\$ 68,412.00	\$ 71,844.00	\$ 75,444.00	\$ 76,956.00	\$ 78,504.00	\$ 80,052.00	\$ 81,600.00	\$ 83,148.00	\$ 84,696.00	\$ 86,244.00	

**2013-14 Contract Extension Agreement
2.5% Wage Adjustment Effective July 1 2013**

2013-14 Teamster Pay Table

Criminal Deputy Parole and Probation Deputy Corrections Deputy		Advanced Cert Only									
		Step 1	Step 2	Step 3	Step 4	Step 5	Step 6	Step 7	Step 8	Step 9	Step 10
Range A	Monthly	\$ 3,558.00	\$ 3,666.00	\$ 3,777.00	\$ 3,892.00	\$ 4,010.00	\$ 4,132.00	\$ 4,257.00	\$ 4,386.00	\$ 4,519.00	\$ 4,656.00
	Semi-Monthly	\$ 1,779.00	\$ 1,833.00	\$ 1,888.50	\$ 1,946.00	\$ 2,005.00	\$ 2,066.00	\$ 2,128.50	\$ 2,193.00	\$ 2,259.50	\$ 2,328.00
	Annual	\$ 42,696.00	\$ 43,992.00	\$ 45,324.00	\$ 46,704.00	\$ 48,120.00	\$ 49,584.00	\$ 51,084.00	\$ 52,632.00	\$ 54,228.00	\$ 55,872.00
	Hourly	\$ 20.53	\$ 21.15	\$ 21.79	\$ 22.45	\$ 23.14	\$ 23.84	\$ 24.56	\$ 25.30	\$ 26.07	\$ 26.86
Intermediate 2%	\$	\$ 3,630.00	\$ 3,740.00	\$ 3,853.00	\$ 3,970.00	\$ 4,091.00	\$ 4,215.00	\$ 4,343.00	\$ 4,474.00		
	Advanced 5%	\$	\$ 3,736.00	\$ 3,850.00	\$ 3,966.00	\$ 4,087.00	\$ 4,211.00	\$ 4,339.00	\$ 4,470.00	\$ 4,606.00	\$ 4,745.00

Law Enforcement Technician Parole and Probation Technician Corrections Technician		Advanced Cert Only								
		Step 1	Step 2	Step 3	Step 4	Step 5	Step 6	Step 7	Step 8	
Range B	Monthly	\$ 2,941.00	\$ 3,030.00	\$ 3,122.00	\$ 3,217.00	\$ 3,315.00	\$ 3,416.00	\$ 3,520.00	\$ 3,627.00	
	Semi-Monthly	\$ 1,470.50	\$ 1,515.00	\$ 1,561.00	\$ 1,608.50	\$ 1,657.50	\$ 1,708.00	\$ 1,760.00	\$ 1,813.50	
	Annual	\$ 35,292.00	\$ 36,360.00	\$ 37,464.00	\$ 38,604.00	\$ 39,760.00	\$ 40,992.00	\$ 42,240.00	\$ 43,524.00	
	Hourly	\$ 16.97	\$ 17.48	\$ 18.01	\$ 18.56	\$ 19.13	\$ 19.71	\$ 20.31	\$ 20.93	

Cook and Cook Assistant		Advanced Cert Only								
		Step 1	Step 2	Step 3	Step 4	Step 5	Step 6	Step 7	Step 8	
Range C	Monthly	\$ 2,518.00	\$ 2,595.00	\$ 2,674.00	\$ 2,755.00	\$ 2,839.00	\$ 2,925.00	\$ 3,014.00	\$ 3,106.00	
	Semi-Monthly	\$ 1,259.00	\$ 1,297.50	\$ 1,337.00	\$ 1,377.50	\$ 1,419.50	\$ 1,462.50	\$ 1,507.00	\$ 1,553.00	
	Annual	\$ 30,216.00	\$ 31,140.00	\$ 32,088.00	\$ 33,060.00	\$ 34,068.00	\$ 35,100.00	\$ 36,168.00	\$ 37,272.00	
	Hourly	\$ 14.53	\$ 14.97	\$ 15.43	\$ 15.89	\$ 16.38	\$ 16.88	\$ 17.39	\$ 17.92	

Records Clerk		Advanced Cert Only								
		Step 1	Step 2	Step 3	Step 4	Step 5	Step 6	Step 7	Step 8	
Range D	Monthly	\$ 2,403.00	\$ 2,476.00	\$ 2,551.00	\$ 2,629.00	\$ 2,709.00	\$ 2,791.00	\$ 2,876.00	\$ 2,963.00	
	Semi-Monthly	\$ 1,201.50	\$ 1,238.00	\$ 1,275.50	\$ 1,314.50	\$ 1,354.50	\$ 1,395.50	\$ 1,438.00	\$ 1,481.50	
	Annual	\$ 28,836.00	\$ 29,712.00	\$ 30,612.00	\$ 31,548.00	\$ 32,508.00	\$ 33,492.00	\$ 34,512.00	\$ 35,556.00	
	Hourly	\$ 13.86	\$ 14.28	\$ 14.72	\$ 15.17	\$ 15.63	\$ 16.10	\$ 16.59	\$ 17.09	

**THIS PAGE
INTENTIONALLY LEFT BLANK**



Part-time and Temporary Employee Pay Table

Includes Part-time (less than .48 FTE), Temporary, Seasonal and 150-Day Retiree Employees

PROPOSED 2.5% COLA INCREASE EFFECTIVE 7/1/2013

TABLE P

RANGE	Mid-			RANGE	Mid-		
	Minimum	Point	Maximum		Minimum	Point	Maximum
1	Hourly \$10.87	<-----\$12.37	---->\$13.87	10	Hourly \$16.89	<-----\$19.22	---->\$21.55
	Custodian, Park Laborer, Park Host, Park Fee Collector/Courier, Office Assistant, Book Mender, Elections Clerk				Grant Compliance Assistant		
2	Hourly \$11.42	<-----\$12.99	---->\$14.57	11	Hourly \$17.73	<-----\$20.18	---->\$22.62
	Transportation Coordinator-Veterans Services, Juvenile Transportation Worker, Seasonal Utility Driver, Victim's Specialist				Accounting Technician, Building Inspector 1, Legal Assistant 2, Child Support Enforcement Agent, Park Maint. & Op. Tech 2		
3	Hourly \$11.99	<-----\$13.65	---->\$15.30	12	Hourly \$18.62	<-----\$21.20	---->\$23.76
	Transportation Coordinator-Veterans Services, Juvenile Transportation Worker, Seasonal Utility Driver, Victim's Specialist				Environmental Health Specialist 1, Licensed Practical Nurse (LPN), Mechanic, Park Ordinance Enforcement Officer - Armed		
4	Hourly \$12.59	<-----\$14.33	---->\$16.07	13	Hourly \$19.56	<-----\$22.25	---->\$24.95
	Library Assistant 1, Office Specialist 1				Program Coordinator		
5	Hourly \$13.22	<-----\$15.05	---->\$16.86	14	Hourly \$20.54	<-----\$23.37	---->\$26.20
	Accounting Clerk 1, Flagger				Environmental Health Specialist 2, Criminal/Corrections/Marine Deputy		
6	Hourly \$13.89	<-----\$15.81	---->\$17.71	15	Hourly \$21.58	<-----\$24.55	---->\$27.51
	Library Assistant 2, Medical Clinic Assistant				Registered Nurse 1		
7	Hourly \$14.59	<-----\$16.59	---->\$18.59	16	Hourly \$22.65	<-----\$25.78	---->\$28.89
	Building & Grounds Maintenance Worker, Office Specialist 2, Solid Waste Outreach Specialist, Interpreter				Librarian, Registered Nurse 2		
8	Hourly \$15.31	<-----\$17.43	---->\$19.54	17	Hourly \$23.79	<-----\$27.07	---->\$30.34
	Park Ordinance Enforcement Officer - Unarmed, HR Assistant				Building Inspector 2, Registered Nurse 3		
9	Hourly \$16.08	<-----\$18.30	---->\$20.51	18	Hourly \$24.98	<-----\$28.42	---->\$31.86
	Accounting Clerk 2, Legal Assistant 1, Library Assistant 3, Medical Clinic Assistant				Building Inspector 3, Electrical Inspector		
				19	Hourly \$25.54	<-----\$28.75	---->\$34.99
					Accounting Manager		

A Department Director may assign pay and/or hire temporary help at the range on this pay table as long as the rate is at or above the current Oregon minimum wage rate.

The Human Resources Director and Salary Adjustment Panel may add job titles and assign pay as needed by the County. Any pay range developed above 19 requires the approval of the Board of County Commissioners. All temporary employee (including retired employees retired) require approval of the Board of County Commissioners.

Park Maintenance & Operations Tech 2 added to Range 11 effective 5/13/13

**THIS PAGE
INTENTIONALLY LEFT BLANK**



EO Pay Table - ELECTED OFFICIALS

Effective 7/1/2013

SALARY SCHEDULE

EO 01	Commissioner	Monthly	\$6,661.00
		Semi-Mthly	\$3,330.50
		Annual	\$79,932.00
EO 02	Clerk	Monthly	\$6,512.00
		Semi-Mthly	\$3,256.00
		Annual	\$78,144.00
EO 02	Surveyor	Monthly	\$6,512.00
		Semi-Mthly	\$3,256.00
		Annual	\$78,144.00
EO 02	Justice of the Peace	Monthly	\$6,512.00
		Semi-Mthly	\$3,256.00
		Annual	\$78,144.00

Pro-tem Justice of the Peace	Hourly	\$37.57
-------------------------------------	--------	---------

EO 03	Treasurer*	Monthly	\$7,382.00
		Semi-Mthly	\$3,691.00
		Annual	\$88,584.00
EO 04	Assessor**	Monthly	\$6,886.00
		Semi-Mthly	\$3,443.00
		Annual	\$82,632.00
EO 05	Sheriff	Monthly	\$7,923.00
		Semi-Mthly	\$3,961.50
		Annual	\$95,076.00
EO 06	District Attorney	Monthly	\$1,279.00
		Semi-Mthly	\$639.50
		Annual	\$15,348.00

*Includes discretionary duty as County Budget Officer
 **Includes discretionary duty as County Tax Collector

history 3.2% COLA Effective 07/01/2008
 history 5.6% Revised Effective 7/1/2010
 history 1.4% COLA Effective 7/1/2011
 history 2.5% COLA Effective 7/1/2012
 current 2.5% COLA Effective 7/1/2013

**THIS PAGE
INTENTIONALLY LEFT BLANK**



Executive Service Pay Table Effective July 1, 2013

Range	Frequency	Step 1	Step 2	Step 3	Step 4	Step 5	Step 6	Step 7
ES01 Facilities Maintenance Director	Monthly	\$ 4,724.00	\$ 4,913.00	\$ 5,110.00	\$ 5,315.00	\$ 5,528.00	\$ 5,750.00	\$ 5,980.00
	Semi-Monthly	\$ 2,362.00	\$ 2,456.50	\$ 2,555.00	\$ 2,657.50	\$ 2,764.00	\$ 2,875.00	\$ 2,990.00
	Annual	\$ 56,688.00	\$ 58,956.00	\$ 61,320.00	\$ 63,780.00	\$ 66,336.00	\$ 69,000.00	\$ 71,760.00
	Hourly	\$ 27.25	\$ 28.34	\$ 29.48	\$ 30.66	\$ 31.89	\$ 33.17	\$ 34.50
ES02 <i>No assigned classifications</i>	Monthly	\$ 4,913.00	\$ 5,110.00	\$ 5,315.00	\$ 5,528.00	\$ 5,750.00	\$ 5,980.00	\$ 6,220.00
	Semi-Monthly	\$ 2,456.50	\$ 2,555.00	\$ 2,657.50	\$ 2,764.00	\$ 2,875.00	\$ 2,990.00	\$ 3,110.00
	Annual	\$ 58,956.00	\$ 61,320.00	\$ 63,780.00	\$ 66,336.00	\$ 69,000.00	\$ 71,760.00	\$ 74,640.00
	Hourly	\$ 28.34	\$ 29.48	\$ 30.66	\$ 31.89	\$ 33.17	\$ 34.50	\$ 35.89
ES03 <i>No assigned classifications</i>	Monthly	\$ 5,110.00	\$ 5,315.00	\$ 5,528.00	\$ 5,750.00	\$ 5,980.00	\$ 6,220.00	\$ 6,469.00
	Semi-Monthly	\$ 2,555.00	\$ 2,657.50	\$ 2,764.00	\$ 2,875.00	\$ 2,990.00	\$ 3,110.00	\$ 3,234.50
	Annual	\$ 61,320.00	\$ 63,780.00	\$ 66,336.00	\$ 69,000.00	\$ 71,760.00	\$ 74,640.00	\$ 77,628.00
	Hourly	\$ 29.48	\$ 30.66	\$ 31.89	\$ 33.17	\$ 34.50	\$ 35.89	\$ 37.32
ES04 <i>No assigned classifications</i>	Monthly	\$ 5,315.00	\$ 5,528.00	\$ 5,750.00	\$ 5,980.00	\$ 6,220.00	\$ 6,469.00	\$ 6,728.00
	Semi-Monthly	\$ 2,657.50	\$ 2,764.00	\$ 2,875.00	\$ 2,990.00	\$ 3,110.00	\$ 3,234.50	\$ 3,364.00
	Annual	\$ 63,780.00	\$ 66,336.00	\$ 69,000.00	\$ 71,760.00	\$ 74,640.00	\$ 77,628.00	\$ 80,736.00
	Hourly	\$ 30.66	\$ 31.89	\$ 33.17	\$ 34.50	\$ 35.89	\$ 37.32	\$ 38.82
ES05 <i>No assigned classifications</i>	Monthly	\$ 5,528.00	\$ 5,750.00	\$ 5,980.00	\$ 6,220.00	\$ 6,469.00	\$ 6,728.00	\$ 6,998.00
	Semi-Monthly	\$ 2,764.00	\$ 2,875.00	\$ 2,990.00	\$ 3,110.00	\$ 3,234.50	\$ 3,364.00	\$ 3,499.00
	Annual	\$ 66,336.00	\$ 69,000.00	\$ 71,760.00	\$ 74,640.00	\$ 77,628.00	\$ 80,736.00	\$ 83,976.00
	Hourly	\$ 31.89	\$ 33.17	\$ 34.50	\$ 35.89	\$ 37.32	\$ 38.82	\$ 40.37
ES06 Parks Director	Monthly	\$ 5,750.00	\$ 5,980.00	\$ 6,220.00	\$ 6,469.00	\$ 6,728.00	\$ 6,998.00	\$ 7,278.00
	Semi-Monthly	\$ 2,875.00	\$ 2,990.00	\$ 3,110.00	\$ 3,234.50	\$ 3,364.00	\$ 3,499.00	\$ 3,639.00
	Annual	\$ 69,000.00	\$ 71,760.00	\$ 74,640.00	\$ 77,628.00	\$ 80,736.00	\$ 83,976.00	\$ 87,336.00
	Hourly	\$ 33.17	\$ 34.50	\$ 35.89	\$ 37.32	\$ 38.82	\$ 40.37	\$ 41.99
ES07 Community Development Director, Juvenile Director, Human Resources Director	Monthly	\$ 5,980.00	\$ 6,220.00	\$ 6,469.00	\$ 6,728.00	\$ 6,998.00	\$ 7,278.00	\$ 7,570.00
	Semi-Monthly	\$ 2,990.00	\$ 3,110.00	\$ 3,234.50	\$ 3,364.00	\$ 3,499.00	\$ 3,639.00	\$ 3,785.00
	Annual	\$ 71,760.00	\$ 74,640.00	\$ 77,628.00	\$ 80,736.00	\$ 83,976.00	\$ 87,336.00	\$ 90,840.00
	Hourly	\$ 34.50	\$ 35.89	\$ 37.32	\$ 38.82	\$ 40.37	\$ 41.99	\$ 43.67
ES08 BOCC Chief of Administrative Staff, I.S. Director, Library Director	Monthly	\$ 6,220.00	\$ 6,469.00	\$ 6,728.00	\$ 6,998.00	\$ 7,278.00	\$ 7,570.00	\$ 7,873.00
	Semi-Monthly	\$ 3,110.00	\$ 3,234.50	\$ 3,364.00	\$ 3,499.00	\$ 3,639.00	\$ 3,785.00	\$ 3,936.50
	Annual	\$ 74,640.00	\$ 77,628.00	\$ 80,736.00	\$ 83,976.00	\$ 87,336.00	\$ 90,840.00	\$ 94,476.00
	Hourly	\$ 35.89	\$ 37.32	\$ 38.82	\$ 40.37	\$ 41.99	\$ 43.67	\$ 45.42
ES09 Health and Human Services Administrator, Public Works Director	Monthly	\$ 6,469.00	\$ 6,728.00	\$ 6,998.00	\$ 7,278.00	\$ 7,570.00	\$ 7,873.00	\$ 8,188.00
	Semi-Monthly	\$ 3,234.50	\$ 3,364.00	\$ 3,499.00	\$ 3,639.00	\$ 3,785.00	\$ 3,936.50	\$ 4,094.00
	Annual	\$ 77,628.00	\$ 80,736.00	\$ 83,976.00	\$ 87,336.00	\$ 90,840.00	\$ 94,476.00	\$ 98,256.00
	Hourly	\$ 37.32	\$ 38.82	\$ 40.37	\$ 41.99	\$ 43.67	\$ 45.42	\$ 47.24

Special Executive Service Appointment

Range	Frequency	Step 1	Step 2	Step 3	Step 4
CC 01 County Counsel 0.5 FTE	Monthly	\$ 6,166.00	\$ 6,413.00	\$ 6,670.00	\$ 6,937.00
	Semi-Monthly	\$ 3,083.00	\$ 3,206.50	\$ 3,335.00	\$ 3,468.50
	Annual	\$ 73,992.00	\$ 76,956.00	\$ 80,040.00	\$ 83,244.00
	Hourly	\$ 71.15	\$ 74.00	\$ 76.97	\$ 80.05

Revised 5/1/13-added Human Resources Director to range E07, removed Human Resources & Risk Management Director from ES08

**THIS PAGE
INTENTIONALLY LEFT BLANK**



Management Services Pay Table Effective July 1, 2013

Range	Frequency	Step 1	Step 2	Step 3	Step 4	Step 5	Step 6	Step 7	Step 8	Step 9
MS01 H.R. Assistant **, Secretary**	Monthly	\$ 3,447.00	\$ 3,447.00	\$ 3,585.00	\$ 3,729.00	\$ 3,879.00	\$ 4,035.00	\$ 4,197.00	\$ 4,365.00	\$ 4,540.00
	Semi-Monthly	\$ 1,651.00	\$ 1,723.50	\$ 1,792.50	\$ 1,864.50	\$ 1,939.50	\$ 2,017.50	\$ 2,098.50	\$ 2,182.50	\$ 2,270.00
	Annual	\$ 39,768.00	\$ 41,364.00	\$ 43,020.00	\$ 44,748.00	\$ 46,548.00	\$ 48,420.00	\$ 50,364.00	\$ 52,380.00	\$ 54,480.00
	Hourly	\$ 19.12	\$ 19.89	\$ 20.68	\$ 21.51	\$ 22.38	\$ 23.28	\$ 24.21	\$ 25.18	\$ 26.19
MS02 Legal Secretary**, Sheriff Office Manager**, Building Maintenance Supervisor, Parks Office Manager, Kitchen Supervisor**	Monthly	\$ 3,447.00	\$ 3,585.00	\$ 3,729.00	\$ 3,879.00	\$ 4,035.00	\$ 4,197.00	\$ 4,365.00	\$ 4,540.00	\$ 4,722.00
	Semi-Monthly	\$ 1,723.50	\$ 1,792.50	\$ 1,864.50	\$ 1,939.50	\$ 2,017.50	\$ 2,098.50	\$ 2,182.50	\$ 2,270.00	\$ 2,361.00
	Annual	\$ 41,364.00	\$ 43,020.00	\$ 44,748.00	\$ 46,548.00	\$ 48,420.00	\$ 50,364.00	\$ 52,380.00	\$ 54,480.00	\$ 56,664.00
	Hourly	\$ 19.89	\$ 20.68	\$ 21.51	\$ 22.38	\$ 23.28	\$ 24.21	\$ 25.18	\$ 26.19	\$ 27.24
MS03 Chief Civil Deputy	Monthly	\$ 3,585.00	\$ 3,729.00	\$ 3,879.00	\$ 4,035.00	\$ 4,197.00	\$ 4,365.00	\$ 4,540.00	\$ 4,722.00	\$ 4,911.00
	Semi-Monthly	\$ 1,792.50	\$ 1,864.50	\$ 1,939.50	\$ 2,017.50	\$ 2,098.50	\$ 2,182.50	\$ 2,270.00	\$ 2,361.00	\$ 2,455.50
	Annual	\$ 43,020.00	\$ 44,748.00	\$ 46,548.00	\$ 48,420.00	\$ 50,364.00	\$ 52,380.00	\$ 54,480.00	\$ 56,664.00	\$ 58,932.00
	Hourly	\$ 20.68	\$ 21.51	\$ 22.38	\$ 23.28	\$ 24.21	\$ 25.18	\$ 26.19	\$ 27.24	\$ 28.33
MS04 Human Resources Technician, Solid Waste Program Manager	Monthly	\$ 3,729.00	\$ 3,879.00	\$ 4,035.00	\$ 4,197.00	\$ 4,365.00	\$ 4,540.00	\$ 4,722.00	\$ 4,911.00	\$ 5,108.00
	Semi-Monthly	\$ 1,864.50	\$ 1,939.50	\$ 2,017.50	\$ 2,098.50	\$ 2,182.50	\$ 2,270.00	\$ 2,361.00	\$ 2,455.50	\$ 2,554.00
	Annual	\$ 44,748.00	\$ 46,548.00	\$ 48,420.00	\$ 50,364.00	\$ 52,380.00	\$ 54,480.00	\$ 56,664.00	\$ 58,932.00	\$ 61,296.00
	Hourly	\$ 21.51	\$ 22.38	\$ 23.28	\$ 24.21	\$ 25.18	\$ 26.19	\$ 27.24	\$ 28.33	\$ 29.47
MS05 Veteran's Services Officer	Monthly	\$ 3,879.00	\$ 4,035.00	\$ 4,197.00	\$ 4,365.00	\$ 4,540.00	\$ 4,722.00	\$ 4,911.00	\$ 5,108.00	\$ 5,313.00
	Semi-Monthly	\$ 1,939.50	\$ 2,017.50	\$ 2,098.50	\$ 2,182.50	\$ 2,270.00	\$ 2,361.00	\$ 2,455.50	\$ 2,554.00	\$ 2,656.50
	Annual	\$ 46,548.00	\$ 48,420.00	\$ 50,364.00	\$ 52,380.00	\$ 54,480.00	\$ 56,664.00	\$ 58,932.00	\$ 61,296.00	\$ 63,756.00
	Hourly	\$ 22.38	\$ 23.28	\$ 24.21	\$ 25.18	\$ 26.19	\$ 27.24	\$ 28.33	\$ 29.47	\$ 30.65
MS06 No assigned classifications	Monthly	\$ 4,035.00	\$ 4,197.00	\$ 4,365.00	\$ 4,540.00	\$ 4,722.00	\$ 4,911.00	\$ 5,108.00	\$ 5,313.00	\$ 5,526.00
	Semi-Monthly	\$ 2,017.50	\$ 2,098.50	\$ 2,182.50	\$ 2,270.00	\$ 2,361.00	\$ 2,455.50	\$ 2,554.00	\$ 2,656.50	\$ 2,763.00
	Annual	\$ 48,420.00	\$ 50,364.00	\$ 52,380.00	\$ 54,480.00	\$ 56,664.00	\$ 58,932.00	\$ 61,296.00	\$ 63,756.00	\$ 66,312.00
	Hourly	\$ 23.28	\$ 24.21	\$ 25.18	\$ 26.19	\$ 27.24	\$ 28.33	\$ 29.47	\$ 30.65	\$ 31.88
MS07 Chief Deputy Tax Collector, Grant Program Manager, Payroll Specialist**, District Attorney's Office Manager	Monthly	\$ 4,197.00	\$ 4,365.00	\$ 4,540.00	\$ 4,722.00	\$ 4,911.00	\$ 5,108.00	\$ 5,313.00	\$ 5,526.00	\$ 5,748.00
	Semi-Monthly	\$ 2,098.50	\$ 2,182.50	\$ 2,270.00	\$ 2,361.00	\$ 2,455.50	\$ 2,554.00	\$ 2,656.50	\$ 2,763.00	\$ 2,874.00
	Annual	\$ 50,364.00	\$ 52,380.00	\$ 54,480.00	\$ 56,664.00	\$ 58,932.00	\$ 61,296.00	\$ 63,756.00	\$ 66,312.00	\$ 68,976.00
	Hourly	\$ 24.21	\$ 25.18	\$ 26.19	\$ 27.24	\$ 28.33	\$ 29.47	\$ 30.65	\$ 31.88	\$ 33.16
MS08 Chief Deputy Assessor, Human Resources Generalist, Chief Deputy Clerk, Road District Supervisor	Monthly	\$ 4,365.00	\$ 4,540.00	\$ 4,722.00	\$ 4,911.00	\$ 5,108.00	\$ 5,313.00	\$ 5,526.00	\$ 5,748.00	\$ 5,978.00
	Semi-Monthly	\$ 2,182.50	\$ 2,270.00	\$ 2,361.00	\$ 2,455.50	\$ 2,554.00	\$ 2,656.50	\$ 2,763.00	\$ 2,874.00	\$ 2,989.00
	Annual	\$ 52,380.00	\$ 54,480.00	\$ 56,664.00	\$ 58,932.00	\$ 61,296.00	\$ 63,756.00	\$ 66,312.00	\$ 68,976.00	\$ 71,736.00
	Hourly	\$ 25.18	\$ 26.19	\$ 27.24	\$ 28.33	\$ 29.47	\$ 30.65	\$ 31.88	\$ 33.16	\$ 34.49
MS09 Accounting Manager, Emergency Management Director, Engineering Project Supervisor, Library Manager, Sergeant**	Monthly	\$ 4,540.00	\$ 4,722.00	\$ 4,911.00	\$ 5,108.00	\$ 5,313.00	\$ 5,526.00	\$ 5,748.00	\$ 5,978.00	\$ 6,218.00
	Semi-Monthly	\$ 2,270.00	\$ 2,361.00	\$ 2,455.50	\$ 2,554.00	\$ 2,656.50	\$ 2,763.00	\$ 2,874.00	\$ 2,989.00	\$ 3,109.00
	Annual	\$ 54,480.00	\$ 56,664.00	\$ 58,932.00	\$ 61,296.00	\$ 63,756.00	\$ 66,312.00	\$ 68,976.00	\$ 71,736.00	\$ 74,616.00
	Hourly	\$ 26.19	\$ 27.24	\$ 28.33	\$ 29.47	\$ 30.65	\$ 31.88	\$ 33.16	\$ 34.49	\$ 35.87
MS10 Chief Appraiser, Environmental Program Manager, Environmental Hlth Prog Manager	Monthly	\$ 4,722.00	\$ 4,911.00	\$ 5,108.00	\$ 5,313.00	\$ 5,526.00	\$ 5,748.00	\$ 5,978.00	\$ 6,218.00	\$ 6,467.00
	Semi-Monthly	\$ 2,361.00	\$ 2,455.50	\$ 2,554.00	\$ 2,656.50	\$ 2,763.00	\$ 2,874.00	\$ 2,989.00	\$ 3,109.00	\$ 3,233.50
	Annual	\$ 56,664.00	\$ 58,932.00	\$ 61,296.00	\$ 63,756.00	\$ 66,312.00	\$ 68,976.00	\$ 71,736.00	\$ 74,616.00	\$ 77,604.00
	Hourly	\$ 27.24	\$ 28.33	\$ 29.47	\$ 30.65	\$ 31.88	\$ 33.16	\$ 34.49	\$ 35.87	\$ 37.31
MS11 Building Official, Com. Health Clinic Manager, Com. Health Program Manager, Deputy DA 1	Monthly	\$ 4,911.00	\$ 5,108.00	\$ 5,313.00	\$ 5,526.00	\$ 5,748.00	\$ 5,978.00	\$ 6,218.00	\$ 6,467.00	\$ 6,726.00
	Semi-Monthly	\$ 2,455.50	\$ 2,554.00	\$ 2,656.50	\$ 2,763.00	\$ 2,874.00	\$ 2,989.00	\$ 3,109.00	\$ 3,233.50	\$ 3,363.00
	Annual	\$ 58,932.00	\$ 61,296.00	\$ 63,756.00	\$ 66,312.00	\$ 68,976.00	\$ 71,736.00	\$ 74,616.00	\$ 77,604.00	\$ 80,712.00
	Hourly	\$ 28.33	\$ 29.47	\$ 30.65	\$ 31.88	\$ 33.16	\$ 34.49	\$ 35.87	\$ 37.31	\$ 38.80
MS12 Chief Deputy Treasurer/Asst Finance Director	Monthly	\$ 5,108.00	\$ 5,313.00	\$ 5,526.00	\$ 5,748.00	\$ 5,978.00	\$ 6,218.00	\$ 6,467.00	\$ 6,726.00	\$ 6,996.00
	Semi-Monthly	\$ 2,554.00	\$ 2,656.50	\$ 2,763.00	\$ 2,874.00	\$ 2,989.00	\$ 3,109.00	\$ 3,233.50	\$ 3,363.00	\$ 3,498.00
	Annual	\$ 61,296.00	\$ 63,756.00	\$ 66,312.00	\$ 68,976.00	\$ 71,736.00	\$ 74,616.00	\$ 77,604.00	\$ 80,712.00	\$ 83,952.00
	Hourly	\$ 29.47	\$ 30.65	\$ 31.88	\$ 33.16	\$ 34.49	\$ 35.87	\$ 37.31	\$ 38.80	\$ 40.36

Range	Frequency	Step 1	Step 2	Step 3	Step 4	Step 5	Step 6	Step 7	Step 8	Step 9
Deputy DA 2	Monthly	\$5,313.00	\$5,526.00	\$5,978.00	\$5,978.00	\$6,218.00	\$6,467.00	\$6,726.00	\$6,996.00	\$7,276.00
	Semi-Monthly	2,656.50	2,763.00	2,874.00	2,989.00	3,109.00	3,233.50	3,363.00	3,498.00	3,638.00
	Annual	63,756.00	66,312.00	68,976.00	71,736.00	74,616.00	77,604.00	80,712.00	83,952.00	87,312.00
	Hourly	30.65	31.88	33.16	34.49	35.87	37.31	38.80	40.36	41.98
Assistant Chief Deputy DA, Lieutenant	Monthly	\$5,526.00	\$5,748.00	\$5,978.00	\$6,218.00	\$6,467.00	\$6,726.00	\$6,996.00	\$7,276.00	\$7,568.00
	Semi-Monthly	2,763.00	2,874.00	2,989.00	3,109.00	3,233.50	3,363.00	3,498.00	3,638.00	3,784.00
	Annual	66,312.00	68,976.00	71,736.00	74,616.00	77,604.00	80,712.00	83,952.00	87,312.00	90,816.00
	Hourly	31.88	33.16	34.49	35.87	37.31	38.80	40.36	41.98	43.66
Undersheriff	Monthly	\$5,978.00	\$6,218.00	\$6,467.00	\$6,726.00	\$6,996.00	\$7,276.00	\$7,568.00	\$7,871.00	\$8,186.00
	Semi-Monthly	2,874.00	3,099.00	3,233.50	3,363.00	3,498.00	3,638.00	3,784.00	3,935.50	4,093.00
	Annual	68,976.00	71,736.00	74,616.00	77,604.00	80,712.00	83,952.00	87,312.00	90,816.00	94,452.00
	Hourly	33.16	34.49	35.87	37.31	38.80	40.36	41.98	43.66	45.41
Chief Deputy DA	Monthly	\$5,978.00	\$6,218.00	\$6,467.00	\$6,726.00	\$6,996.00	\$7,276.00	\$7,568.00	\$7,871.00	\$8,186.00
	Semi-Monthly	2,989.00	3,109.00	3,233.50	3,363.00	3,498.00	3,638.00	3,784.00	3,935.50	4,093.00
	Annual	71,736.00	74,616.00	77,604.00	80,712.00	83,952.00	87,312.00	90,816.00	94,452.00	98,232.00
	Hourly	34.49	35.87	37.31	38.80	40.36	41.98	43.66	45.41	47.23

** Indicates Confidential Employee status

Health Provider Pay Table

Effective July 1, 2013

MID-LEVEL PROVIDERS - FAMILY NURSE PRACTITIONER AND PHYSICIAN ASSISTANT

	YIP 1	YIP 2	YIP 3	YIP 4	YIP 5	YIP 6	YIP 7	YIP 8	YIP 9
Years in Practice									
Hourly Base Pay Rate	\$ 33.64	\$ 34.99	\$ 36.39	\$ 37.85	\$ 39.37	\$ 40.95	\$ 42.58	\$ 44.29	\$ 46.07
Monthly Base Pay Rate	\$ 5,831.00	\$ 6,065.00	\$ 6,308.00	\$ 6,561.00	\$ 6,824.00	\$ 7,097.00	\$ 7,381.00	\$ 7,677.00	\$ 7,985.00
Semi-Monthly Base Pay Rate	\$ 2,915.50	\$ 3,032.50	\$ 3,154.00	\$ 3,280.50	\$ 3,412.00	\$ 3,548.50	\$ 3,690.50	\$ 3,838.50	\$ 3,992.50
Annual Base Pay Rate	\$ 69,972.00	\$ 72,780.00	\$ 75,696.00	\$ 78,732.00	\$ 81,888.00	\$ 85,164.00	\$ 88,572.00	\$ 92,124.00	\$ 95,820.00

SPECIAL CONDITIONS APPLY TO QUALIFY FOR THIS RETENTION AWARD

	1 YOS	2 YOS	3 YOS	4 YOS	5 YOS	6 YOS	7 YOS	8 YOS	9 YOS
Years of Service Retention AWARD*									
YOS with Tillamook County	YOS 1	YOS 2	YOS 3	YOS 4	YOS 5	YOS 6	YOS 7	YOS 8	YOS 9
Award Pay Hourly	\$0.00	\$2.88	\$2.88	\$4.33	\$4.33	\$5.77	\$5.77	\$5.77	\$7.21
Award Pay Monthly	\$0.00	\$500.00	\$500.00	\$750.00	\$750.00	\$1,000.00	\$1,000.00	\$1,000.00	\$1,250.00
Award Pay Annual	\$0.00	\$5,000.00	\$5,000.00	\$7,500.00	\$7,500.00	\$10,000.00	\$10,000.00	\$10,000.00	\$12,500.00

PHYSICIANS

	YIP 1	YIP 2	YIP 3	YIP 4	YIP 5	YIP 6	YIP 7	YIP 8	YIP 9
Years in Practice									
Hourly Base Pay Rate	\$ 57.47	\$ 59.20	\$ 60.98	\$ 62.81	\$ 64.70	\$ 66.64	\$ 68.64	\$ 70.70	\$ 72.83
Monthly Base Pay Rate	\$ 9,962.00	\$ 10,261.00	\$ 10,569.00	\$ 10,887.00	\$ 11,214.00	\$ 11,551.00	\$ 11,898.00	\$ 12,255.00	\$ 12,623.00
Semi-Monthly Base Pay Rate	\$ 4,981.00	\$ 5,130.50	\$ 5,284.50	\$ 5,443.50	\$ 5,607.00	\$ 5,775.50	\$ 5,949.00	\$ 6,127.50	\$ 6,311.50
Annual Base Pay Rate	\$ 119,544.00	\$ 123,132.00	\$ 126,828.00	\$ 130,644.00	\$ 134,568.00	\$ 138,612.00	\$ 142,776.00	\$ 147,060.00	\$ 151,476.00

PHYSICIANS - INTERNAL MEDICINE

	YIP 1	YIP 2	YIP 3	YIP 4	YIP 5	YIP 6	YIP 7	YIP 8	YIP 9
Years in Practice									
Hourly Base Pay Rate	\$ 68.48	\$ 70.54	\$ 72.66	\$ 74.84	\$ 77.09	\$ 79.40	\$ 81.79	\$ 84.24	\$ 86.78
Monthly Base Pay Rate	\$ 11,870.00	\$ 12,227.00	\$ 12,594.00	\$ 12,972.00	\$ 13,362.00	\$ 13,763.00	\$ 14,176.00	\$ 14,602.00	\$ 15,041.00
Semi-Monthly Base Pay Rate	\$ 5,935.00	\$ 6,113.50	\$ 6,297.00	\$ 6,486.00	\$ 6,681.00	\$ 6,881.50	\$ 7,088.00	\$ 7,301.00	\$ 7,520.50
Annual Base Pay Rate	\$ 142,440.00	\$ 146,724.00	\$ 151,128.00	\$ 155,664.00	\$ 160,344.00	\$ 165,156.00	\$ 170,112.00	\$ 175,224.00	\$ 180,492.00

SPECIAL CONDITIONS APPLY TO QUALIFY FOR THIS RETENTION AWARD

	1 YOS	2 YOS	3 YOS	4 YOS	5 YOS	6 YOS	7 YOS	8 YOS	9 YOS
Years of Service Retention AWARD*									
YOS with Tillamook County	YOS 1	YOS 2	YOS 3	YOS 4	YOS 5	YOS 6	YOS 7	YOS 8	YOS 9
Award Pay Hourly	\$0.00	\$2.88	\$4.33	\$4.33	\$5.77	\$5.77	\$7.21	\$7.21	\$7.21
Award Pay Monthly	\$0.00	\$500.00	\$750.00	\$750.00	\$1,000.00	\$1,000.00	\$1,250.00	\$1,250.00	\$1,250.00
Award Pay Annual	\$0.00	\$5,000.00	\$7,500.00	\$7,500.00	\$10,000.00	\$10,000.00	\$12,500.00	\$12,500.00	\$12,500.00

Monthly Provider Leadership Stipends

Asst. Med Director	Medical Director	Public Health Official
\$ 575.00	\$780.00	\$780.00
Temporary Physician (Individual Agreement)	Temporary Mid-Level Provider	Temporary per hour
\$90-\$175 per hour		\$55.00 per hour

Provider On-Call-Weekly/Paid ONLY for full week on-call

MD or PA On-Call Tillamook County Jail	\$ 150.00
MD or PA On-Call Tillamook County Health Department	\$ 230.00

***Conditions to be met and Approved by the Department Director**

*** Based on these required conditions:**

- 216 patient encounters per month **, adjusted annually
- YOSRA is prorated based on % of FTE
- Closed Charts Formula:
% of charts closed monthly - 90% July 1, 2012 - December 31, 2012
% of charts closed weekly - 90% January 1, 2013 - June 30, 2013
% of charts closed within 48 hours - 90% July 1, 2013 - December 31, 2013
% of charts closed within 24 hours - 90% January 1, 2014 - December 31, 2014

**based on average of 21.67 working days per month and 10 encounters per day; includes available workdays for patient contact (i.e., incorporates all leave hours and any other non-patient time).

**THIS PAGE
INTENTIONALLY LEFT BLANK**



PUBLICATIONS

-

ORDERS



**THIS PAGE
INTENTIONALLY LEFT BLANK**



**Notice of Property Tax and Certification of Intent to Impose
a Tax, Fee, Assessment, or Charge on Property**

**FORM LB-50
2013-2014**

To assessor of Tillamook County

Check here if this is
an amended form.

Be sure to read instructions in the current Notice of Property Tax Levy Forms and Instructions booklet.

The **Tillamook County Board of Commissioners** has the responsibility and authority to place the following property tax, fee, charge or assessment on the tax roll of **Tillamook County**. The property tax, fee, charge or assessment is categorized as stated by this form.

201 Laurel Avenue <i>Mailing Address of District</i>	Tillamook <i>City</i>	Oregon <i>State</i>	97141 <i>ZIP</i>	6/27/2013 <i>Date</i>
Debbie Clark <i>Contact Person</i>	Treasurer <i>Title</i>		503-842-3439 <i>Daytime Telephone</i>	dclark@co.tillamook.or.us <i>Contact Person E-Mail</i>

CERTIFICATION - You must check one box if you are subject to Local Budget Law

The tax rate or levy amounts certified in Part I are within the tax rate or levy amounts approved by the budget committee.

The tax rate or levy amounts certified in Part I were changed by the governing body and republished as required in ORS 294.435.

PART I: TOTAL PROPERTY TAX LEVY

		Subject to	
		General Government Limits	
		Rate -or- Dollar Amount	
1. Rate/Amount levied (within permanent rate limit)	1	1.4986	
2. Local option operating tax	2	0.68	
3. Local option capital project tax	3	0	Excluded from Measure 5 Limits
4. Levy for pension and disability obligations.	4	0	
			Amount of Bond Levy
5a. Levy for bonded indebtedness from bonds approved by voters prior to October 6, 2001	5a	\$ 1,482,400.00	
5b. Levy for bonded indebtedness from bonds approved by voters after October 6, 2001	5b	\$ 267,200.00	
5c. Total levy for bonded indebtedness not subject to Measure 5 or Measure 50 (total of 5a + 5b)	5c	\$ 1,749,600.00	

PART II: RATE LIMIT CERTIFICATION

6. Permanent rate limit in dollars and cents per \$1,000	6	1.4986
7. Election date when your new district received voter approval for your permanent rate limit	7	N/A
8. Estimated permanent rate limit for newly merged/consolidated district	8	N/A

PART III: SCHEDULE OF LOCAL OPTION TAXES

-Enter all local option taxes on this schedule. If there are more than two taxes, attach a sheet showing the information for each.

Purpose <small>(operating, capital project, or mixed)</small>	Date voters approved	First year levied	Final year to be levied	Tax amount -or- rate authorized per year by voters
Operating	15-May-12	2012/13	2016/17	.03/\$1000
Operating	15-May-12	2012/13	2016/17	.65/\$1000

PART IV: SPECIAL ASSESSMENTS, FEES AND CHARGES

Description	Subject to General Government Limitation	Excluded from Measure 5 Limitation
1		
2		

If fees, charges, or assessments will be imposed on specific property within your district, you must attach a complete listing of properties, by assessor's account number, to which fees, charges, or assessments will be imposed. Show the fees, charges, or assessments uniformly imposed on the properties. If these amounts are not uniform, show the amount imposed on each property.

The authority for putting these assessments on the roll is ORS _____ . (Must be completed if you have an entry in Part IV.)

File with your assessor no later than JULY 15, unless granted an extension in writing.

**THIS PAGE
INTENTIONALLY LEFT BLANK**



BEFORE THE BOARD OF COUNTY COMMISSIONERS OF TILLAMOOK COUNTY, OREGON

FILED JUN 12 2013 TASSI O'NEIL COUNTY CLERK

In the Matter of Adopting the Budget, Appropriating Funds, Levying and Categorizing Ad Valorem Taxes for the Fiscal Year 2013-2014

ORDER #13-449

This matter coming on to be heard this 12th day of June 2013, at a regularly scheduled meeting of the Tillamook County Board of Commissioners, at which time it appears that the Fiscal Year 2013-2014 budget for Tillamook County has been proposed; and

WHEREAS, the Tillamook County Budget Committee has approved the budget for the 2013-2014 fiscal year.

NOW, THEREFORE, BE IT RESOLVED that the Board of County Commissioners of Tillamook County, Oregon hereby adopts the budget for Fiscal Year 2013-2014 in the sum of \$81,445,299* now on file at the Tillamook County Courthouse. *Aggregate sum of budget requirements for all funds.

BE IT FURTHER RESOLVED that the amounts for the fiscal year beginning July 1, 2013 and for the purposes shown, are hereby appropriated on Exhibit "A" attached hereto and incorporated by reference herein.

BE IT FURTHER RESOLVED that the Board of County Commissioners of Tillamook County, Oregon hereby imposes the taxes provided for in the adopted budget at the rates of 1.4986 per \$1,000 of assessed value for the General Fund, .65 per \$1,000 for the Library Fund, .03 per \$1,000 for the Veteran's Service Fund and in the amount of \$627,000 for the Jail Debt Service Fund, \$855,400 for the Hospital Debt Service Fund and \$267,200 for the Library Debt Service Fund; and that these taxes are hereby imposed and categorized for Tax Year 2013-2014 upon the assessed value of all taxable property within the district.

Table with 3 columns: Fund Name, Subject to the General Government Limitation, Excluded from the Limitation. Rows include General Fund, Library Fund, Veteran's Service Fund, Jail Debt Service Fund, Hospital Debt Service Fund, and Library Debt Service Fund.

DATED this 12th day of June 2013.

BOARD OF COUNTY COMMISSIONERS FOR TILLAMOOK COUNTY, OREGON

Aye Nay Absent/Abstain

Mark Labhart, Chairperson

✓ / /

Bill Baertlein, Vice Chairperson

/ /

Tim Josi, Commissioner

/ /

ATTEST: Tassi O'Neil County Clerk

BY: Special Deputy

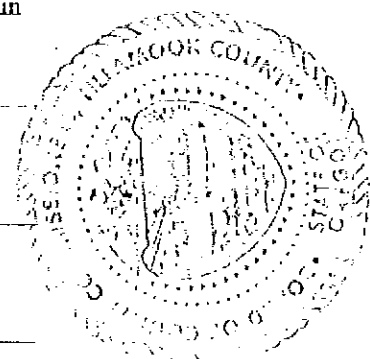


EXHIBIT "A"
2013-2014

GENERAL FUND	
Board of Commissioners	858,700
County Clerk	549,875
Assessor	1,375,300
Tax Department	296,350
Surveyor	310,300
Community Development	1,320,760
County Forest Lands & Landsales	10,800
Treasurer	520,050
Human Resources	343,900
Information Services	1,069,950
Facilities	502,250
Motorpool	500
General County Government	747,000
Non-Departmental	832,318
Contingency	250,000
Justice Court	343,150
Juvenile Department	602,250
District Attorney	1,046,055
Sheriff	8,059,150
Emergency Management	186,250
Communications	72,100
Mental Health	59,000
TOTAL GENERAL FUND APPROPRIATION	<u>\$17,356,008</u>
UNAPPROPRIATED ENDING FUND BALANCE **	<u>\$4,610,197</u>
BIKE PATH FUND	
Transfers	25,000
Contingency	63,700
TOTAL BIKE PATH FUND APPROPRIATION	<u>\$88,700</u>
BPS SURCHARGE FUND	
Materials & Services	150,000
TOTAL BPS SURCHARGE FUND APPROPRIATION	<u>\$150,000</u>
CLERKS RECORDS FUND	
Materials & Services	19,100
Capital Outlay	1,000
TOTAL CLERKS RECORDS FUND APPROPRIATION	<u>\$20,100</u>
COMMUNITY CORRECTIONS	
Personal Services	454,800
Materials & Services	366,280
Capital Outlay	500
Contingency	39,220
TOTAL COMM CORRECTIONS APPROPRIATION	<u>\$860,800</u>
COUNTY FAIR FUND	
Personal Services	248,240
Materials & Services	572,990
Capital Outlay	10,800
Transfers	20,000
Contingency	40,000
TOTAL COUNTY FAIR APPROPRIATION	<u>\$892,030</u>
UNAPPROPRIATED ENDING FUND BALANCE **	<u>\$56,910</u>
COUNTY SCHOOL FUND	
Materials & Services	3,515,000
TOTAL COUNTY SCHOOL FUND APPROPRIATION	<u>\$3,515,000</u>

COURT SECURITY FUND	
Materials & Services	8,000
Capital Outlay	243,400
Transfers	50,000
TOTAL COURT SECURITY FUND APPROPRIATION	<u><u>\$301,400</u></u>
FAIR RESERVE FUND	
Capital Outlay	20,000
Contingency	10,000
TOTAL FAIR RESERVE FUND APPROPRIATION	<u><u>\$30,000</u></u>
UNAPPROPRIATED ENDING FUND BALANCE **	\$10,000
FEDERAL TITLE III FUND	
Materials & Services	90,000
TOTAL FEDERAL TITLE III FUND APPROPRIATION	<u><u>\$90,000</u></u>
FOREST TIMBER TRUST FUND	
Materials & Services	70,000
TOTAL FOREST TIMBER TRUST APPROPRIATION	<u><u>\$70,000</u></u>
HEALTH & HUMAN SERVICES FUND	
Personal Services	4,390,720
Materials & Services	1,741,650
Capital Outlay	79,500
Transfers	60,000
Contingency	0
TOTAL HEALTH & HUMAN SERVICES FUND APPROPRIATION	<u><u>\$6,271,870</u></u>
JUVENILE TRUST FUND	
Materials & Services	10,000
TOTAL JUVENILE TRUST FUND APPROPRIATION	<u><u>\$10,000</u></u>
UNAPPROPRIATED ENDING FUND BALANCE **	\$6,350
LAW ENFORCEMENT FUND	
Materials & Services	20,000
TOTAL LAW ENFORCEMENT FUND APPROPRIATION	<u><u>\$20,000</u></u>
LAW LIBRARY FUND	
Materials & Services	33,000
TOTAL LAW LIBRARY FUND APPROPRIATION	<u><u>\$33,000</u></u>
LIBRARY FUND	
Personal Services	1,761,900
Materials & Services	836,500
Capital Outlay	0
Transfers	500,000
Contingency	250,000
TOTAL LIBRARY FUND APPROPRIATION	<u><u>\$3,348,400</u></u>
UNAPPROPRIATED ENDING FUND BALANCE **	\$1,321,600
LIBRARY RESERVE FUND	
Materials & Services	400,000
Capital Outlay	100,000
Contingency	201,000
TOTAL LIBRARY RESERVE FUND APPROPRIATION	<u><u>\$701,000</u></u>
MEDIATION FUND	
Materials & Services	101,000
TOTAL MEDIATION FUND APPROPRIATION	<u><u>\$101,000</u></u>
MENTAL HEALTH FUND	
Materials & Services	1,500,000
TOTAL MENTAL HEALTH FUND APPROPRIATION	<u><u>\$1,500,000</u></u>

MITIGATION GRANTS	
Materials & Services	2,249,000
Capital Outlay	1,700,000
TOTAL MITIGATION GRANT FUND APPROPRIATION	<u><u>\$3,949,000</u></u>

NESTUCCA VALLEY COMMUNITY CAMPUS	
Materials & Services	8,175
TOTAL NESTUCCA VALLEY COMM CAMPUS APPROP	<u><u>\$8,175</u></u>

NORTH COAST DRUG TASK FORCE FUND	
Materials & Services	32,200
Transfers	4,300
TOTAL NCDTF FUND APPROPRIATION	<u><u>\$36,500</u></u>

PARKS OPERATIONS FUND	
Personal Services	651,610
Materials & Services	580,240
Capital Outlay	186,850
Contingency	27,550
TOTAL PARK OPERATIONS FUND APPROPRIATION	<u><u>\$1,446,250</u></u>
UNAPPROPRIATED ENDING FUND BALANCE **	\$175,000

PLCP FUND	
Personal Services	96,400
Materials & Services	11,900
Capital Outlay	0
Contingency	0
TOTAL PLCP FUND APPROPRIATION	<u><u>\$108,300</u></u>

POST EMPLOYMENT LIABILITY FUND	
Contingency	618,000
TOTAL POST EMPLOYMENT LIAB FUND APPROPRIATION	<u><u>\$618,000</u></u>

REVENUE STABILIZATION FUND	
Transfers	400,000
Contingency	250,000
TOTAL REVENUE STABILIZATION FUND APPROPRIATION	<u><u>\$650,000</u></u>
UNAPPROPRIATED ENDING FUND BALANCE **	\$1,119,000

ROAD FUND	
Personal Services	2,064,200
Materials & Services	1,190,200
Capital Outlay	365,000
Transfers	18,200
Contingency	500,000
TOTAL ROAD FUND APPROPRIATION	<u><u>\$4,137,600</u></u>
UNAPPROPRIATED ENDING FUND BALANCE **	\$1,057,680

SB 1065 FUND	
Materials & Services	59,100
Transfers	20,000
Contingency	1,000
TOTAL SB 1065 FUND APPROPRIATION	<u><u>\$80,100</u></u>


SHERIFF TRUST	
Materials & Services	30,000
TOTAL SHERIFF TRUST FUND APPROPRIATION	<u><u>\$30,000</u></u>

TECHNOLOGY FUND	
Materials & Services	100,000
Capital Outlay	5,000
TOTAL TECHNOLOGY FUND APPROPRIATION	<u><u>\$105,000</u></u>

TNT FUND	
Materials & Services	40,000
TOTAL TNT FUND APPROPRIATION	<u><u>\$40,000</u></u>
TRANSIENT ROOM TAX FUND	
Materials & Services	263,000
Transfers	112,000
TOTAL TRANSIENT ROOM TAX FUND APPROPRIATION	<u><u>\$375,000</u></u>
TRASK ROAD PROJECT	
Materials & Services	200,500
TOTAL TRASK ROAD PROJECT APPROPRIATION	<u><u>\$200,500</u></u>
VEHICLE RESERVE FUND	
Capital Outlay	271,200
TOTAL VEHICLE RESERVE FUND APPROPRIATION	<u><u>\$271,200</u></u>
VETERAN'S SERVICE FUND	
Personal Services	141,070
Materials & Services	25,530
Capital Outlay	0
Contingency	0
TOTAL VETERAN'S SERVICE FUND APPROPRIATION	<u><u>\$166,600</u></u>
VIDEO LOTTERY FUND	
Materials & Services	115,600
Transfers	135,000
Contingency	0
TOTAL VIDEO LOTTERY FUND APPROPRIATION	<u><u>\$250,600</u></u>
HOSPITAL DEBT SERVICE FUND	
Materials & Services	600
Debt Service	871,505
TOTAL HOSPITAL DEBT SERVICE APPROPRIATION	<u><u>\$872,105</u></u>
UNAPPROPRIATED ENDING FUND BALANCE **	\$49,000
JAIL DEBT SERVICE FUND	
Materials & Services	600
Debt Service	654,375
TOTAL JAIL DEBT SERVICE APPROPRIATION	<u><u>\$654,975</u></u>
UNAPPROPRIATED ENDING FUND BALANCE **	\$15,000
LIBRARY DEBT SERVICE FUND	
Materials & Services	600
Debt Service	271,769
TOTAL LIBRARY DEBT SERVICE APPROPRIATION	<u><u>\$272,369</u></u>
UNAPPROPRIATED ENDING FUND BALANCE **	\$1,000
BUILDING IMPROVEMENT FUND	
Materials & Services	110,000
Capital Outlay	300,000
TOTAL BUILDING IMPROVEMENT FUND APPROPRIATION	<u><u>\$410,000</u></u>
UNAPPROPRIATED ENDING FUND BALANCE **	\$193,000
ROAD CONSTRUCTION GRANT PROJECTS FUND	
Materials & Services	7,789,000
Capital Outlay	0
TOTAL ROAD CONST GRANT PROJ FUND APPROPRIATION	<u><u>\$7,789,000</u></u>
ROAD IMPROVEMENT CONSTRUCTION FUND	
Materials & Services	500,000
Capital Outlay	14,500,000
TOTAL ROAD IMPROVEMENT CONST FUND APPROPRIATION	<u><u>\$15,000,000</u></u>
GRAND TOTAL APPROPRIATIONS ALL FUNDS	<u><u>\$72,830,582</u></u>

**Not included in the appropriation, but may be included in the accounting records for "balance" purposes. By definition an unappropriated ending fund balance is not appropriated.

**THIS PAGE
INTENTIONALLY LEFT BLANK**



FORM LB-1

NOTICE OF BUDGET HEARING

A public meeting of the Tillamook County Board of Commissioners will be held on June 12, 2013 at 10:30 X am ___ pm at the Tillamook County Courthouse Commissioner's conference meeting room, 201 Laurel Avenue, Tillamook, Oregon. The purpose of this meeting is to discuss the budget for the fiscal year beginning July 1, 2013 as approved by the Tillamook County Budget Committee. A summary of the budget is presented below. A copy of the budget may be inspected or obtained at Tillamook County Treasurer's Office, 201 Laurel Ave., Tillamook, OR, between the hours of 8:00 a.m. and 5:00 p.m. This budget is for an X annual ___ biennial budget period. This budget was prepared on a basis of accounting that is X the same as ___ different than used the preceding year. If different, the major changes and their effect on the budget are:

Contact: Debbie Clark

Ph: 503-842-3439

Email: dclark@co.tillamook.or.us

FINANCIAL SUMMARY - RESOURCES

TOTAL OF ALL FUNDS	Actual Amount 2011-12	Adopted Budget This Year 2012-13	Approved Budget Next Year 2013-14
1. Beginning Fund Balance/Net Working Capital	19,069,081	16,599,423	15,872,955
2. Fees, Licenses, Permits, Fines, Assessments & Other Service Charges	5,660,096	8,794,930	6,502,880
3. Federal, State and All Other Grants, Gifts, Allocations and Donations	17,158,219	21,447,366	29,330,815
4. Revenue from Bonds and Other Debt	22,882	0	15,000,000
5. Interfund Transfers / Internal Service Reimbursements	2,165,030	2,947,400	3,246,000
6. All Other Resources Except Property Taxes	1,188,295	4,467,311	508,050
7. Property Taxes Estimated to be Received	10,419,403	10,155,500	10,707,599
8. Total Resources - add lines 1 through 7	\$55,683,006	\$64,411,930	\$81,168,299

FINANCIAL SUMMARY - REQUIREMENTS BY OBJECT CLASSIFICATION

9. Personnel Services	18,881,554	21,621,707	22,478,240
10. Materials and Services	13,229,767	24,455,198	25,826,173
11. Capital Outlay	3,166,404	3,350,710	18,145,050
12. Debt Service	1,795,180	1,803,625	1,797,649
13. Interfund Transfers	596,881	1,639,000	1,855,500
14. Contingencies	0	2,108,786	2,450,970
15. Special Payments	0	0	0
16. Unappropriated Ending Balance and Reserved for Future Expenditure	18,013,220	9,432,904	8,614,717
17. Total Requirements - add lines 9 through 16	\$55,683,006	\$64,411,930	\$81,168,299

FINANCIAL SUMMARY - REQUIREMENTS AND FULL-TIME EQUIVALENT EMPLOYEES (FTE) BY ORGANIZATIONAL UNIT OR PROGRAM *

Name of Organizational Unit or Program	FTE for that Unit or Program		
Name General Fund	20,029,917	21,751,834	21,966,205
FTE	120.11	133.9	135.36
Name Mitigation Grants	508,126	8,500,000	3,949,000
FTE	0	0	0
Name NVCC	6,375	8,175	8,175
FTE	0	0	0
Name Video Lottery	328,131	255,800	250,600
FTE	0	0	0
Name Forest Timber Trust	47,214	80,000	70,000
FTE	0	0	0
Name Federal Title III	130,245	80,000	90,000
FTE	0	0	0
Name Juvenile Trust	17,624	16,850	16,350
FTE	0	0	0
Name Law Library	45,699	33,000	33,000
FTE	0	0	0
Name Sheriff Trust	29,785	30,000	30,000
FTE	0	0	0
Name TRT	0	0	375,000
FTE	0	0	0
Name Clerk's Records	29,009	20,100	20,100
FTE	0	0	0
Name NCDTF	304,704	0	36,500
FTE	0	0	0
Name BPS	115,585	150,000	150,000
FTE	0	0	0
Name Technology	199,861	170,000	105,000
FTE	0	0	0
Name PLCP	167,409	124,300	108,300
FTE	1	1	1
Name DCD	1,156,276	0	0
FTE	9.96	0	0
Name Vehicle Reserve	268,871	270,000	271,200
FTE	0	0	0
Name Parks	1,466,806	1,458,410	1,621,250
FTE	5	5	5
Name CCF	466,428	397,600	0

FTE	2.06	1.6	0
Name Community Corrections	856,897	850,746	860,800
FTE	6	5	5
Name Court Security	360,273	306,500	301,400
FTE	0	0	0
Name Law Enforcement	25,524	20,000	20,000
FTE	0	0	0
Name SB1065	133,689	131,000	80,100
FTE	0	0	0
Name TNT	60,785	40,000	40,000
FTE	0	0	0
Name Road	6,549,198	4,858,654	4,918,260
FTE	20	20	19
Name Bike Path	187,606	202,500	88,700
FTE	0	0	0
Name Trask Road Project	411,489	222,000	200,500
FTE	0	0	0
Name Health & Human Services	4,672,891	5,065,426	6,271,870
FTE	33.07	38.99	45.93
Name Mental Health	998,830	1,500,000	1,500,000
FTE	0	0	0
Name Mediation	111,709	103,000	101,000
FTE	0	0	0
Name County Fair	1,127,160	971,250	948,940
FTE	3	3	3
Name Fair Reserve	10,000	20,000	40,000
FTE	0	0	0
Name Library	4,649,220	4,237,000	4,670,000
FTE	24.67	21.83	22.83
Name Library Reserve	243,474	255,700	701,000
FTE	0	0	0
Name County School	2,075,974	3,405,000	3,515,000
FTE	0	0	0
Name Revenue Stabilization	2,055,218	2,008,000	1,769,000
FTE	0	0	0
Name Veteran's Services	179,695	179,000	166,600
FTE	2	2	2
Name Post Employment Liability Reserve	611,946	613,000	618,000
FTE	0	0	0
Name Hospital Debt Service	962,667	924,140	921,105
FTE	0	0	0
Name Jail Debt Service	704,350	692,575	669,975
FTE	0	0	0
Name Library Debt Service	282,341	279,710	273,369
FTE	0	0	0
Name Building Improvement	1,019,605	603,000	603,000
FTE	0	0	0
Name Fair Capital Projects	789,688	100,000	0
FTE	0	0	0
Name OTIA Bridge	30,652	0	0
FTE	0	0	0
Name Road Improvement Construction	0	0	15,000,000
FTE	0	0	0
Name Road Construction Grant Projects	1,254,060	3,477,660	7,789,000
FTE	0	0	0
Total Requirements	\$55,683,006	\$64,411,930	\$81,168,299
Total FTE	226.87	232.32	239.12

STATEMENT OF CHANGES IN ACTIVITIES and SOURCES OF FINANCING *

Commission on Children and Families and Health Department Fund merged into one (1) fund-Health and Human Services. Fifteen million dollar GO Bond measure on May 21, 2013 ballot to fund road repairs.

PROPERTY TAX LEVIES

	Rate or Amount Imposed	Rate or Amount Imposed	Rate or Amount Approved
Permanent Rate Levy (rate limit 1.4986 per \$1,000)	1.4986	1.4986	1.4986
Local Option Levy	0.6500	0.6500	0.6500
Local Option Levy	0.0300	0.0300	0.0300
Levy For General Obligation Bonds	1,824,500	1,812,500	1,749,600

STATEMENT OF INDEBTEDNESS

LONG TERM DEBT	Estimated Debt Outstanding on July 1.	Estimated Debt Authorized, But Not Incurred on July 1
General Obligation Bonds	\$5,100,000	\$15,000,000
Other Bonds		
Other Borrowings		
Total	\$5,100,000	\$15,000,000

* If more space is needed to complete any section of this form, insert lines (rows) on this sheet or add sheets. You may delete unused lines.

Affidavit of Publication

State of Oregon, County of Tillamook, -ss.

I, Cheryl Curtis, being first duly sworn, depose and say that I am a Clerk of the Headlight-Herald, 1908 Second St., Tillamook, Or 97141 a newspaper of general circulation as defined by ORS 193.010 and 193.020. state; that

H13-258
Tillamook County
Notice of Budget Hearing (Board Commission)


a printed copy of which is hereto annexed, was published in the entire issue of said newspaper for 1 successive and consecutive weeks in the following issues:

6/5/13

Cheryl Curtis

Subscribed and sworn to before me this
5th day of June 2013

Jamie M Magden
Notary Public of Oregon



TREASURERS OFFICE
ACCOUNTS PAYABLE

JUN 21 2013

Price charge for this notice \$ 1139.25

RECEIVED

**THIS PAGE
INTENTIONALLY LEFT BLANK**



Affidavit of Publication

State of Oregon, County of Tillamook, -ss.

I, Sandi McLendon, being first duly sworn, depose and say that I am a Clerk of the Headlight-Herald, 1908 Second St., Tillamook, Or 97141 a newspaper of general circulation as defined by ORS 193.010 and 193.020. state; that

H13-078
Tillamook County
Notice of Budget Committee Workshop

a printed copy of which is hereto annexed, was published in the entire issue of said newspaper for 2 successive and consecutive weeks in the following issues:


3/20/13, 3/27/13

Sandi McLendon

Subscribed and sworn to before me this 27th day of March 2013

Jamie Magden

Notary Public of Oregon



Price charge for this notice \$ 111.30

H13-078 NOTICE OF BUDGET COMMITTEE WORKSHOP

A public workshop of the Tillamook County Budget Committee will be held on April 1, 2013, at 1:00 p.m. The workshop will be held at the Tillamook County Courthouse, Commissioner's Conference Room, 201 Laurel Avenue, Tillamook, Oregon. The purpose of this meeting is to hear presentations from

county departments and non-department agencies regarding their 2013-14 budget requests. Additional meetings will be held on April 2, 2013, at 1:00 p.m., April 3, 2013, at 1:30 p.m. and April 4, 2013, at 9:00 a.m. for the same purpose. Copies of the agenda and the requested budget will be available on March 20, 2013 and may be obtained at the Tillamook County Treasurer's Office, 201 Laurel Avenue, Tillamook, Oregon between the hours of 8 a.m. and 5 p.m. Monday through Friday. The proposed budget and budget message will be received at a later date and appropriate notice given prior to the meetings. Debbie Clark County Treasurer & Budget Officer

copy in AP

Affidavit of Publication

State of Oregon, County of Tillamook, -ss.

I, Cheryl Curtis, being first duly sworn, depose and say that I am a Clerk of the Headlight-Herald, 1908 Second St., Tillamook, Or 97141 a newspaper of general circulation as defined by ORS 193.010 and 193.020. state; that


H13-156
Tillamook County
Notice of Budget Committee Meeting

a printed copy of which is hereto annexed, was published in the entire issue of said newspaper for 2 successive and consecutive weeks in the following issues:


4/24/13, 5/1/13



Subscribed and sworn to before me this
1st day of May 2013




Notary Public of Oregon



Price charge for this notice \$ 105.00

H13-156 NOTICE OF BUDGET COMMITTEE MEETING

A public meeting of the Tillamook County Budget Committee, Tillamook County, State of Oregon, to discuss the budget for the fiscal year July 1, 2013 to June 30, 2014 will be held at the Commissioner's Conference Room, Tillamook County Courthouse, 201 Laurel Avenue, Tillamook, Oregon. The meeting will take place on the 7th day of May 2013 at 9:00 a.m. The purpose of the meeting is to receive the budget message and to receive comment from the public on the budget. A copy of the budget document may be inspected or obtained on or after April 24, 2013, at the Tillamook County Treasurer's Office, 201 Laurel Avenue, Tillamook, Oregon, Monday through Friday between the hours of 8 a.m. and 5 p.m. This is a public meeting where deliberation of the Budget Committee will take place. Any person may appear at the meeting and discuss the proposed programs with the Budget Committee.
Debbie Clark
Budget Officer



**29-130 Tillamook County General
Obligation Road Bonds**

Question: Shall Tillamook County be authorized to issue bonds for road improvements not exceeding \$15,000,000? If the bonds are approved, they will be payable from taxes on property or property ownership that are not subject to the limits of sections 11 and 11b, Article XI of the Oregon Constitution.

Summary: If approved, this measure would provide funds for County road capital costs and bond issuance costs. Specifically, bond proceeds would be used for paving, repair, drainage and other road and bridge improvements and equipment for work on the county road system in north, south and central Tillamook County. A citizen oversight committee would ensure funds are used as intended.

Bonds would mature in eleven (11) years or less from issuance and be issued in one or more series. If approved, the County anticipates issuing the bonds in two series. Under this structure, property owners would pay approximately \$0.39 per \$1,000 of assessed value or \$39 per year on \$100,000 of assessed value. The actual rate may vary depending upon interest rates, assessed value growth, and other factors.

Once both the existing jail and hospital bonds are paid off in 2016, the estimated yearly property tax rate for the proposed road bonds is expected to not exceed the combined tax rate on the expired levies for such bonds.

Yes

No

PAGE 1 OF 1 PAGES		CANDIDATE OR MEASURE		OFFICE OR MEASURE		COUNTY		ELECTION		BALLOT NUMBER		NAME OR NO. OF PRECINCT		YES		NO		over votes		under votes			
OFFICE OR MEASURE		Till. Co		29-130. General		Obligation Road Bonds		TILLAMOOK		November 5, 2013													
001 BAY		225		195		0		6		(Includes City of Bay City)													
003 BEAVER		151		188		1		7															
005 CARNAHAN		78		95		0		4															
006 CLOVERDALE		100		83		0		0															
007 EASTSIDE		21		58		0		1															
008 FAIRVIEW		284		314		0		6															
010 FOLEY		69		142		0		2															
012 GARIBALDI		167		188		0		5		(Includes City of Garibaldi)													
013 HEBO		60		86		0		2															
014 KILCHIS		135		101		0		3															
015 MAPLELEAF		115		119		0		1															
016 NEHALEM		114		94		0		1		(Includes City of Nehalem)													
017 NESKOWIN		167		97		0		7															
018 NETARTS		221		142		0		5															
020 OCEANSIDE		101		47		0		0															
021 PINE GROVE		405		260		0		12		(Includes city of Manzanita)													
024 ROCKAWAY		230		200		0		8		(Includes City of Rockaway Bch)													
026 SOUTH PRAIRIE WEST		71		148		0		2															
027 SOUTH PRAIRIE EAST		84		136		0		4															
028 TRASK		49		61		0		1															
030 UNION		254		210		0		11															
032 WESTSIDE		72		54		0		6															
033 WHEELER		77		83		0		6		(Includes city of Wheeler + small portion of city of Rockaway Bch)													
035 TILLAMOOK #1		104		69		0		2		} City of Tillamook													
036 TILLAMOOK #2		64		64		0		4															
037 TILLAMOOK #3		91		70		0		5															
038 TILLAMOOK #4		74		80		1		1															
039 TILLAMOOK #5		65		73		0		4															
040 TILLAMOOK #6		72		69		0		4															
		3720		3534		2		120															

SEN 900 REV. 7/15/91

STATE OF OREGON ABSTRACT OF VOTES

Separate sheets for

1. President
2. National committee person
3. Delegates at Large
4. Delegates - Districts
5. U. S. Senator and Congressman
6. State Offices
7. Judicial Offices
8. State Senators
9. State Representatives
10. Others



I certify the votes recorded on this abstract correctly summarize the tally of votes cast at the election indicated.

SIGNATURE OF COUNTY CLERK
Joan Ornel

DATE OF ABSTRACT
 6-6-2013

ABSTRACT OF VOTES AT GENERAL AND SPECIAL ELECTIONS

Votes cast for governor must be on separate page or pages (ORS 254.545).

ABSTRACT OF VOTES AT PRIMARY ELECTIONS


Separate sheets for Democratic, Republican, Nonpartisan and other candidates.

Separate sheets for candidates for city, county (including precinct) and state offices.

**BUDGET CALENDAR
AS OF JANUARY 4, 2013
2013-2014 TILLAMOOK COUNTY BUDGET**

February 8, 2013		Packets to Departments
March 1, 2013		Budget Requests Due from Departments
March 13, 2013		Notice of Workshop to Paper
March 20, 2013		Notice of Workshop Published
March 27, 2013		Second Notice of Workshop Published
April 1, 2013	1:00 – 5:00	Budget Committee Work Session / Information Gathering
April 2, 2013	1:00 – 5:00	Budget Committee Work Session / Information Gathering
April 3, 2013	1:30 – 5:00	Budget Committee Work Session / Information Gathering
April 4, 2013	9:00 – 5:00	Budget Committee Work Session / Information Gathering
April 17, 2013		Notice of Budget Committee Meeting to Paper
April 24, 2013		Notice of Budget Committee Meeting Published
May 1, 2013		Second Notice of Budget Committee Meeting Published
May 7, 2013	9:00 – 4:00	Budget Committee Meeting / Budget Message / Deliberations / Approve Budget
May 29, 2013		Budget Summary to the Paper
June 5, 2013		Budget Summary Published
June 12, 2013		2013-2014 Tillamook County Budget Adoption Hearing at 10:30 a.m.
By July 15, 2013		Tax Certification Documents to Assessor
By September 30, 2013		Budget Document to Clerk

**THIS PAGE
INTENTIONALLY LEFT BLANK**



COUNTY COURT JOURNAL

BEFORE THE BOARD OF COUNTY COMMISSIONERS
FOR THE COUNTY OF TILLAMOOK IN THE STATE OF OREGON

FILED
3:48pm
DEC 12 2012
TASSI O'NEIL
COUNTY CLERK (CP)

In the Matter of the Reappointment) ORDER
of Shirley Kalkhoven to the Tillamook)
County Budget Committee) #12-078

This matter came before the Tillamook County Board of Commissioners on December 12, 2012. The Board of Commissioners finds as follows:

1. Shirley Kalkhoven's term on the Tillamook County Budget Committee will expire on December 31, 2012.
2. Shirley Kalkhoven is qualified and willing to be reappointed to the Tillamook County Budget Committee.

NOW THEREFORE, IT IS HEREBY ORDERED THAT:

3. Shirley Kalkhoven be and hereby is reappointed to the Tillamook County Budget Committee, for a three-year term beginning on January 1, 2013 and expiring December 31, 2015.
4. Shirley Kalkhoven shall serve at the pleasure of the Board of Commissioners.

DATED THIS 12th DAY OF December, 2012.


BOARD OF COUNTY COMMISSIONERS
FOR TILLAMOOK COUNTY, OREGON

Aye Nay Abstain/Absent

Tim Josi
Tim Josi, Chairperson

Mark Labhart
Mark Labhart, Vice Chairperson

Charles J. Hurfliman
Charles J. Hurfliman, Commissioner



ATTEST: Tassi O'Neil,
County Clerk

APPROVED AS TO FORM:

BY: Susan L. Beckett
Special Deputy

William K. Sargent
William K. Sargent, County Counsel

BEFORE THE BOARD OF COUNTY COMMISSIONERS
 FOR THE COUNTY OF TILLAMOOK IN THE STATE OF OREGON

RECORDED
 12/12/12
 3:48pm
 (CB)

In the Matter of the Appointment of a)
 Budget Officer for Tillamook County)
 for 2013-2014 Fiscal Year)

ORDER
 #12 - 079

This matter came before the Tillamook County Board of Commissioners on December 12, 2012.

The Board of Commissioners finds that, pursuant to ORS 294.331, it is necessary to appoint a Budget Officer for Tillamook County, and that the County Treasurer, Debbie Clark, is qualified and willing to be appointed.

NOW THEREFORE, IT IS HEREBY ORDERED THAT: Debbie Clark be and hereby is appointed Budget Officer for Tillamook County for the 2013-2014 fiscal year. The Budget Officer shall act under the direction of the Tillamook County Board of Commissioners and pursuant to ORS 294.305 to 294.520 and 294.555 to 294.565 and all other applicable local, state and federal laws.

DATED THIS 12th DAY OF December, 2012.

BOARD OF COUNTY COMMISSIONERS
 FOR TILLAMOOK COUNTY, OREGON

Aye Nay Abstain/Absent

Tim Josi
 Tim Josi, Chairperson

 1

Mark Labhart
 Mark Labhart, Vice Chairperson

 1

Charles J. Hurliman
 Charles J. Hurliman, Commissioner

 1

ATTEST: Tassi O'Neil,
 County Clerk

APPROVED AS TO FORM:

BY: Susan L. Beckett
 Special Deputy

William K. Sargent
 William K. Sargent, County Counsel

